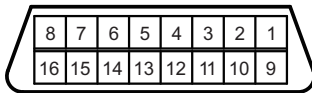
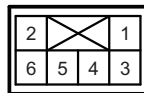


Main Harness Connector-1

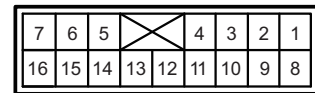
M01 Diagnosis Interface



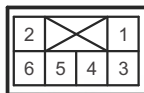
M02 Headlamp Position Adjustment Switch



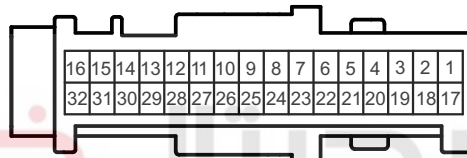
M03 Rearview Mirror Switch



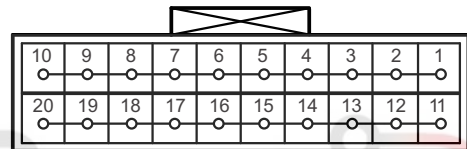
M04 Dimmer Switch



M05 Combination Instrument

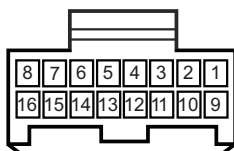


M06 Main Harness CAN Short-Circuiter

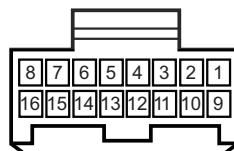


دیجیتال خودرو
 شرکت دیجیتال خودرو سامانه (مسئولیت محدود)
 اولین سامانه دیجیتال تعمیرکاران خودرو در ایران

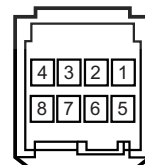
M07 PEPS Controller 1



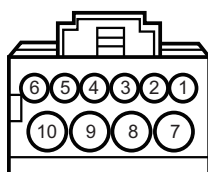
M08 PEPS Controller 2



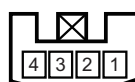
M09 PEPS Controller 3



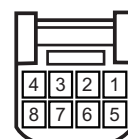
M10 PEPS Controller 4



M11 PEPS Waveform Converter

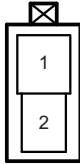


M12 Start Stop Engine Switch

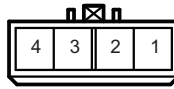


Main Harness Connector-2

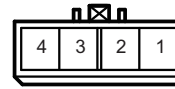
M13 EPS-1



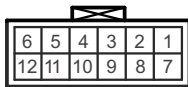
M14 EPS-2



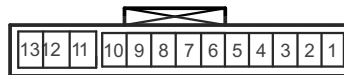
M15 Clock Spring(Air Bag)



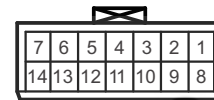
M16 Clock Spring(Horn)



M17 Combination Switch(Lamp Light)



M18 Combination Switch(Windscreen Wiper)

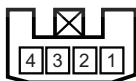


دیجیتال خودرو
شرکت دیجیتال خودرو سامانه (مسئولیت محدود)

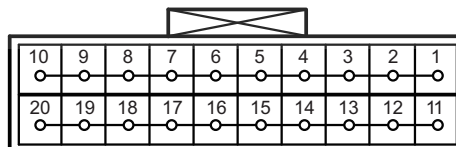


اولین سامانه دیجیتال تعمیرکاران خودرو در ایران

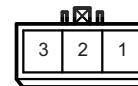
M19 Electronic Steering Column Lock



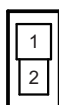
M20 Backlight Connector



M21 Buzzer



M22 Vehicle Power Supply



M23 Cigarette Lighter Illumination

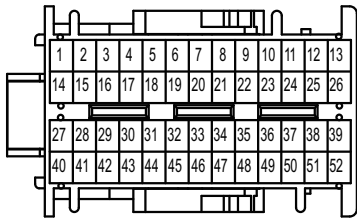


M24 Cigarette Lighter

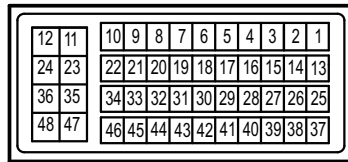


Main Harness Connector-3

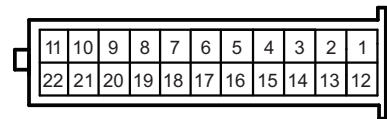
M25 BCM-1



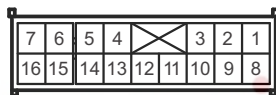
M26 BCM-2



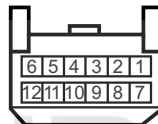
M27 BCM-3



M28 MP5-1



M29 MP5-2



M30 Cool and Warm Module Conversion Actuator

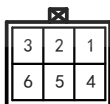


دیجیتال خودرو
شرکت دیجیتال خودرو سامانه (مسئولیت محدود)

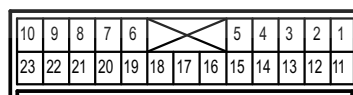


اولین سامانه دیجیتال تعمیرکاران خودرو در ایران

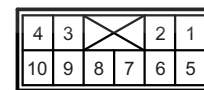
M31 A/C Control Panel-Air Blower



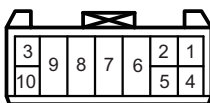
M32 A/C Control Panel-Control



M33 Hazard Warning Lamp Switch



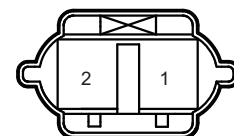
M34 PEPS Relay Box 1



M35 PEPS Relay Box 2

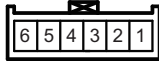


M36 Forward PEPS Antenna

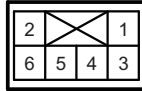


Main Harness Connector-4

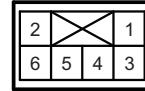
M37 HDC Switch



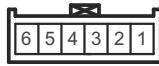
M38 Front Defrost Switch



M39 Parking Assist Switch



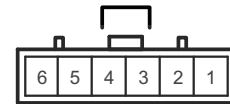
M40 ESC Switch



M41 Solar Sensor



M42 Temperature Damper Motor



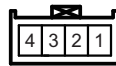
دیجیتال خودرو
شرکت دیجیتال خودرو سامانه (مسئولیت محدود)

اولین سامانه دیجیتال تعمیرکاران خودرو در ایران

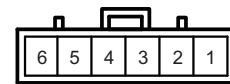
M43 Evaporator Temperature Sensor



M44 Wind Speed Resistance



M45 Internal and External Module Conversion Actuator



M46 Glove Box Switch 2



M47 Glove Box Switch 1



M48 Pilot Air Bag



Main Harness Connector-5

M49 Antenna Amplifier



M50 Air Blower Motor



M51 Glove Box Lamp 1



M52 Glove Box Lamp 2



دیجیتال خودرو

شرکت دیجیتال خودرو سامانه (مسئولیت محدود)

اولین سامانه دیجیتال تعمیرکاران خودرو در ایران

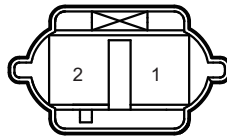


Engine Harness Connector-1

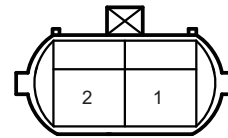
E01 Tweeter



E02 Left Front Fog Lamp



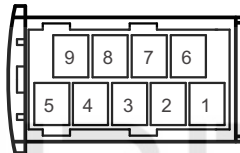
E03 Left Daytime Running Lamp



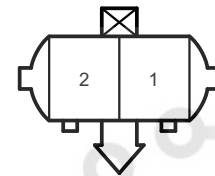
E04 Cooling Fan



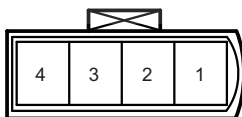
E05 Left Front Combination Lamp



E06 ABS Left Front Wheel Speed Sensor



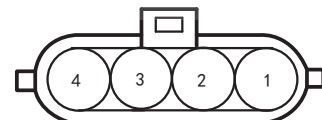
E07 Front Windscreen Wiper Motor



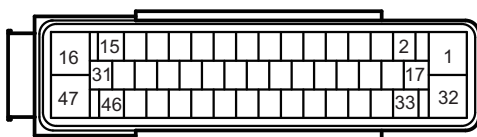
E08 Front Defrost



E09 Rear Oxygen Sensor



E10 ESC Controller



E11 Oil Injection Pressure Control Valve

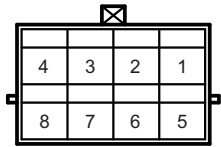


E12 Braking Fluid Reservoir Level Switch

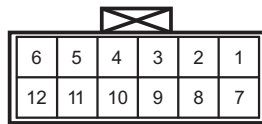


Engine Harness Connector-2

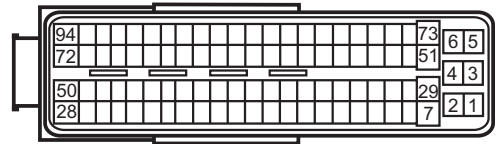
E13 CAN Cable Short-Circuiter



E14 Gear Shifting Sector



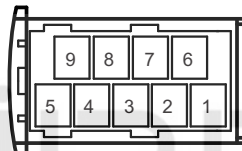
E15 ECU Controller



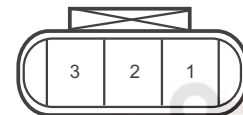
E16 A/C Pressure Sensor



E17 Right Front Combination Lamp



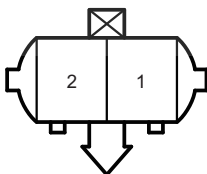
E18 Electronic Water Pump



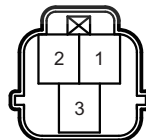
دیجیتال خودرو
شرکت دیجیتال خودرو سامانه (مسئولیت محدود)

اولین سامانه دیجیتال تعمیرکاران خودرو در ایران

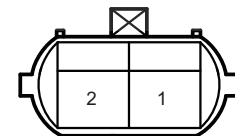
E19 ABS Right Front Wheel Speed Sensor



E20 Washing Liquid Reservoir Motor



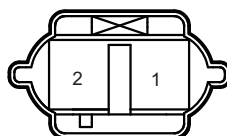
E21 Right Daytime Running Lamp



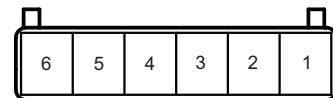
E22 Front Woofer



E23 Right Front Fog Lamp

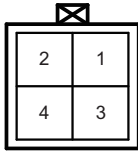


E24 Accelerator Pedal Switch

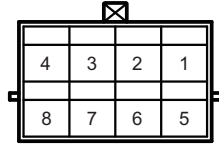


Engine Harness Connector-3

E25 Braking Pedal Switch



E26 CAN Cable Short-Circuiter



دیجیتال خودرو

شرکت دیجیتال خودرو سامانه (مسئولیت محدود)

اولین سامانه دیجیتال تعمیرکاران خودرو در ایران



Frame Harness Connector-1

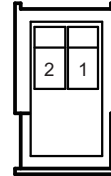
F01 Right Front Door Touch Switch



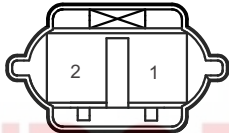
F02 Right Side Touch Sensor



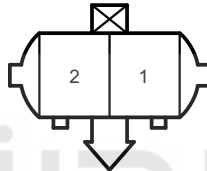
F03 Pilot Seat Belt Pretensioner



F04 Intermediate PEPS Antenna



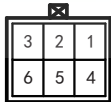
F05 ABS Right Rear Wheel Speed Sensor



F06 Right Rear Door Touch Switch



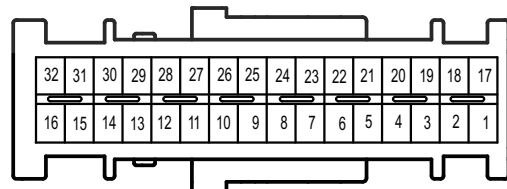
F07 Right Rear Outboard Combination Lamp



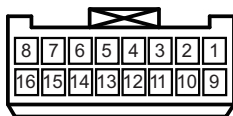
F08 Pilot Side Air Bag



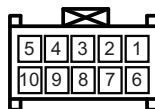
F09 Air Bag Controller



F10 Tire Pressure Monitoring



F11 EPB Switch

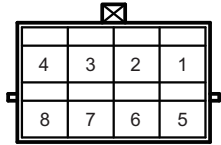


F12 Spare Antenna

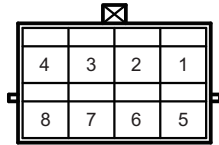


Frame Harness Connector-2

F13 TPMS-CAN Cable Short-Circuiter



F14 CAN Cable Short-Circuiter 1



F15 Driver Seat Belt Switch



F16 Driver Side Air Bag



F17 Left Side Collision Sensor



F18 Left Front Door Touch Switch

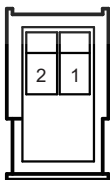


دیجیتال خودرو
شرکت دیجیتال خودرو سامانه (مسئولیت محدود)

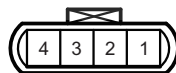


اولین سامانه دیجیتال تعمیرکاران خودرو در ایران

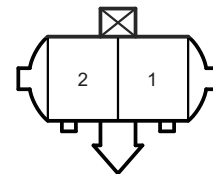
F19 Driver Seat Belt Pretensioner



F20 Fuel Pump



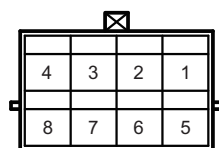
F21 Left Rear Wheel Speed Sensor



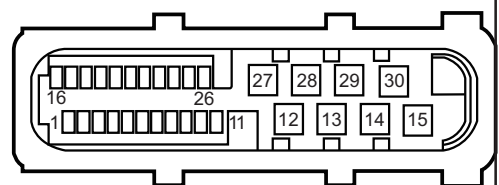
F22 Left Rear Door Touch Switch



F23 CAN Cable Short-Circuiter 3



F24 EPB Controller



Frame Harness Connector-3

F25 Trunk Lamp 1



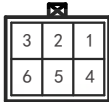
F26 Trunk Lamp 2



F27 Rear Vehicle Power Supply



F28 Left Rear Outboard Combination Lamp



F29 Antenna Amplifier



دیجیتال خودرو

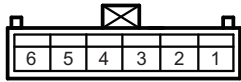
شرکت دیجیتال خودرو سامانه (مسئولیت محدود)

اولین سامانه دیجیتال تعمیرکاران خودرو در ایران

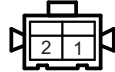


Ceiling Harness Connector

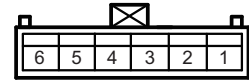
RF1 Rear Ceiling Lamp



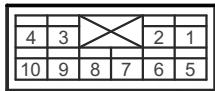
RF2 Left Sun Shield Lamp



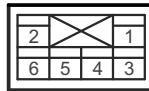
RF3 Sun Roof Switch



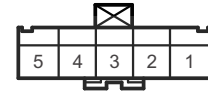
RF4 Sun Roof Controller



RF5 Front Ceiling Lamp



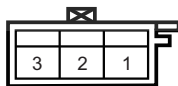
RF6 Internal Rearview Mirror



دیجیتال خودرو
شرکت دیجیتال خودرو سامانه (مسئولیت محدود)

اولین سامانه دیجیتال تعمیرکاران خودرو در ایران

RF7 Rain Sensor

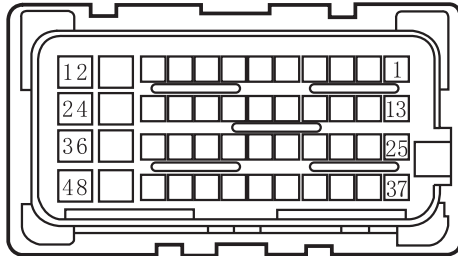


RF8 Right Sun Shield Lamp

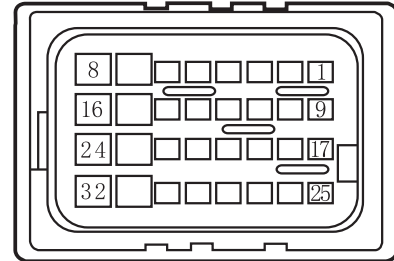


Transmission Harness Connector

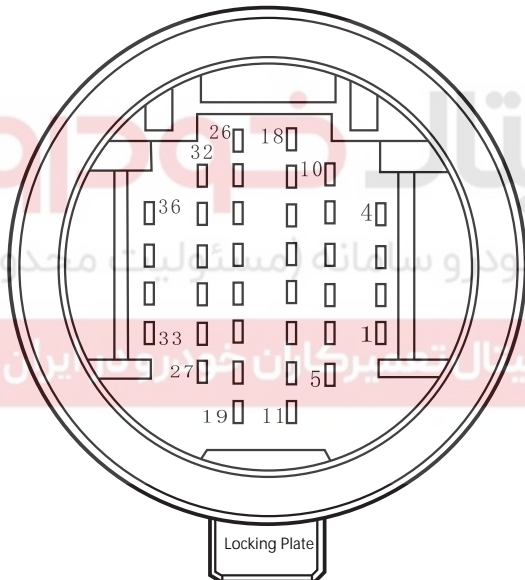
C3 TCU Harness Connector B



C4 TCU Harness Connector A

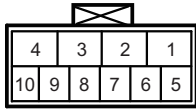


C1 Transmission Segmental Harness

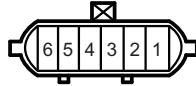


Left Front Door Harness Connector

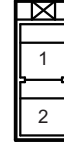
D04 Left Front Door Lock Motor



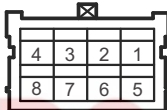
D01 Left Front Window Regulator



D06 Left Front Door Tweeter



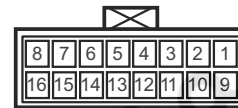
D03 Left Front Outboard Power Rearview Mirror



D07 Left Front Door Lamp



D08 Left Front Window Lifting Switch



دیجیتال خودرو
شرکت دیجیتال خودرو سامانه (مسئولیت محدود)

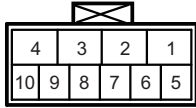
اولین سامانه دیجیتال تعمیرکاران خودرو در ایران

D02 Left Front Door Tweeter

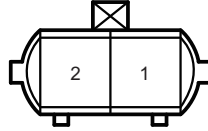


Right Front Door Harness Connector

D09 Right Front Door Lock Motor



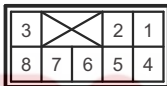
D10 Right Front Window Regulator



D11 Right Front Door Loudspeaker



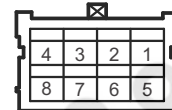
D13 Right Front Window Switch



D14 Right Front Door Tweeter



D15 Right Front Outboard Power Rearview Mirror



دیجیتال خودرو
شرکت دیجیتال خودرو سامانه (مسئولیت محدود)

اولین سامانه دیجیتال تعمیرکاران خودرو در ایران

D12 Right Front Door Lamp

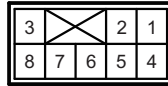


Rear Door Harness Connector

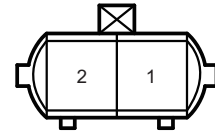
D17D17-1 Left Rear Loudspeaker/Right Rear Loudspeaker



D18-1D18-2 Left Rear Window Switch/Right Rear Window Switch



D16-1D16-2 Left Rear Window Switch/Right Rear Window Switch



D19-1D19-2 Left Rear Door Lock/Right Rear Door Lock

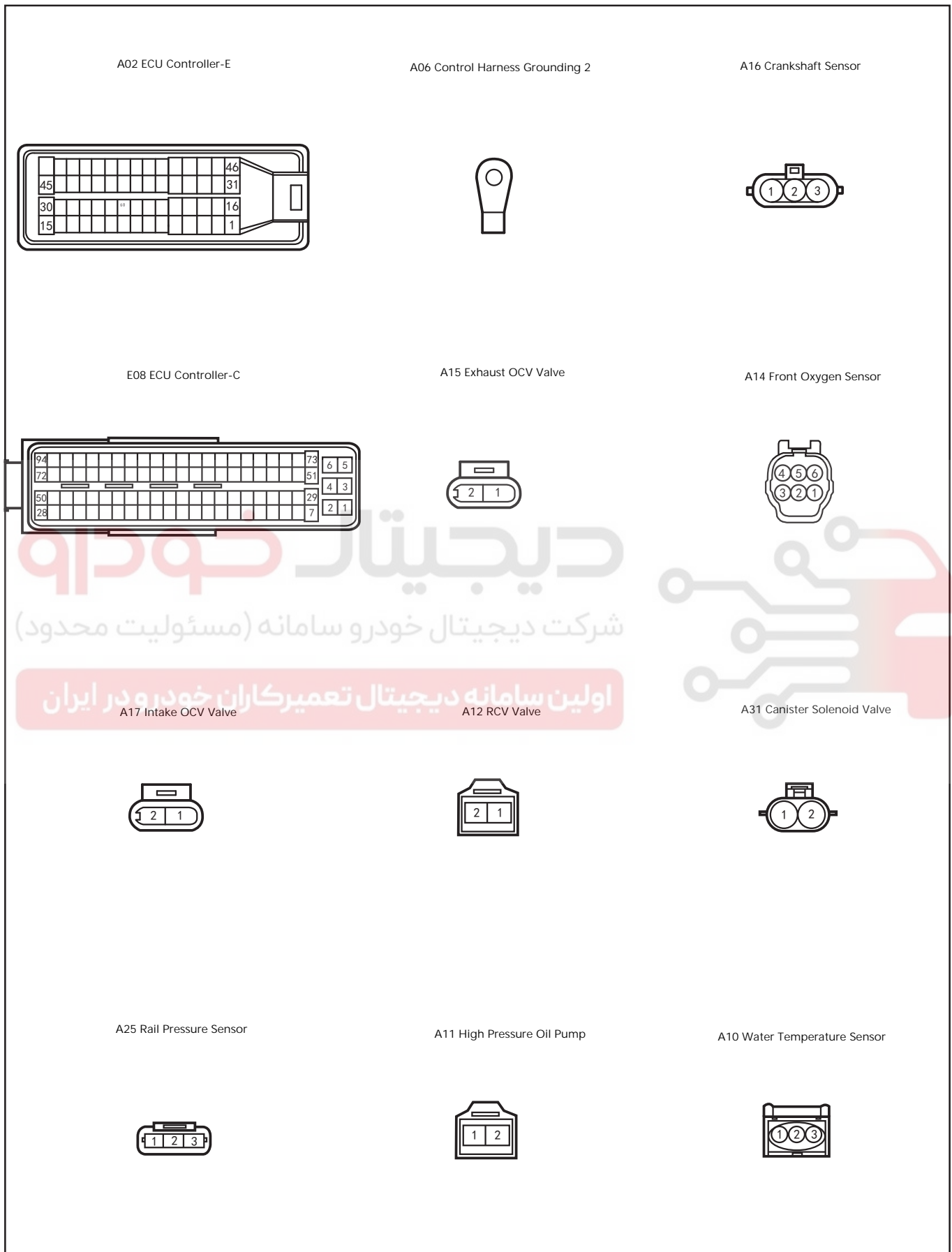


دیجیتال خودرو
شرکت دیجیتال خودرو سامانه (مسئولیت محدود)

اولین سامانه دیجیتال تعمیرکاران خودرو در ایران



Control Harness Connector-1

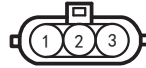


Control Harness Connector-2

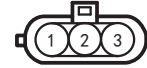
A18 Ignition Coil 1



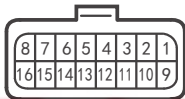
A22 Camshaft Phase Sensor



A13 Camshaft Positioning Sensor (Exhaust)



CA01 Control Harness and Fuel Injector Harness Connection



A33 Intake Temperature Sensor



A35 Intake Temperature Pressure Sensor



دیجیتال خودرو
شرکت دیجیتال خودرو سامانه (مسئولیت محدود)

اولین ارائه دیجیتال تعمیرکاران خودروسازان ایران


A19 Ignition Coil 2



A20 Ignition Coil 3



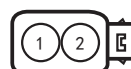
A21 Ignition Coil 4



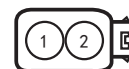
A30 Shock Sensor



A26 Fuel Injector 1

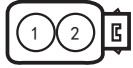


A27 Fuel Injector 2

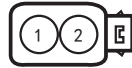


Control Harness Connector-3

A28 Fuel Injector 3



A29 Fuel Injector 4



A23 Boost Pressure Sensor



A32 Throttle Valve



دیجیتال خودرو

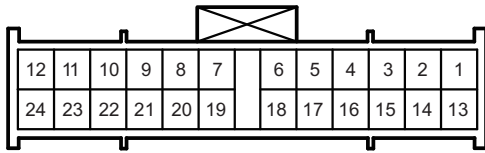
شرکت دیجیتال خودرو سامانه (مسئولیت محدود)

اولین سامانه دیجیتال تعمیرکاران خودرو در ایران

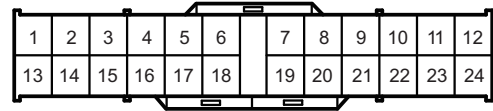


Harness Connection-1

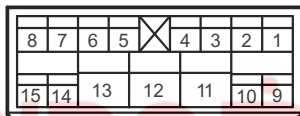
I1_EM Engine Harness Connecting With Main Harness 1



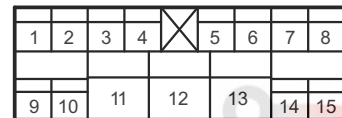
I1_ME Main Harness Connecting With Engine Harness 1



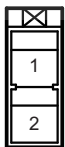
I2_EM Engine Harness Connecting With Main Harness 2



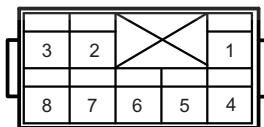
I2_ME Main Harness Connecting With Engine Harness 2



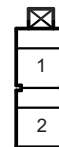
I3_EM Engine Harness Connecting With Main Harness 3



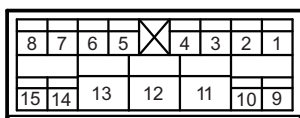
MT01 Main Harness Connecting With Transmission Harness 1



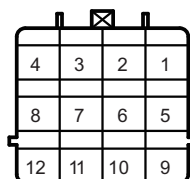
I3_ME Main Harness Connecting With Engine Harness 3



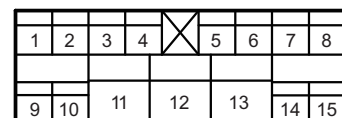
I4_EM Engine Harness Connecting With Main Harness 4



I_ERPA Engine Harness Connecting With Front Radar Harness

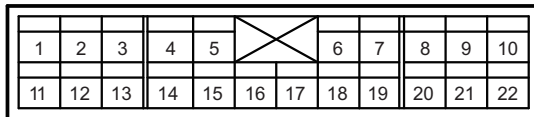


I4_ME Main Harness Connecting With Engine Harness 4

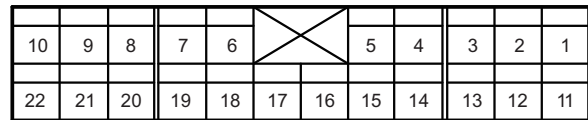


Harness Connection-2

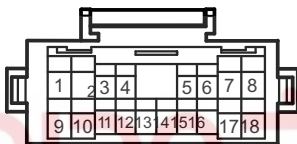
I1_EB Engine Harness Connecting With Frame Harness 1



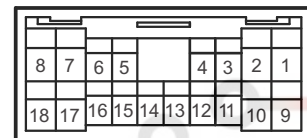
I1_BE Frame Harness Connecting With Engine Harness 1



L_EBT Engine Harness Connecting With Power Supply Harness 1



L_BTE Power Supply Harness Connecting With Engine Harness 1

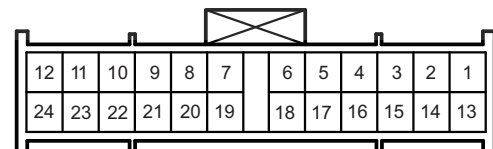


دیجیتال خودرو
 شرکت دیجیتال خودرو سامانه (مسئولیت محدود)
 اولین سامانه دیجیتال تعمیرکاران خودرو در ایران

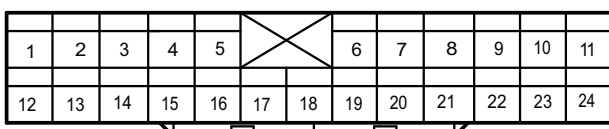
I1_MB Main Harness Connecting With Frame Harness 1



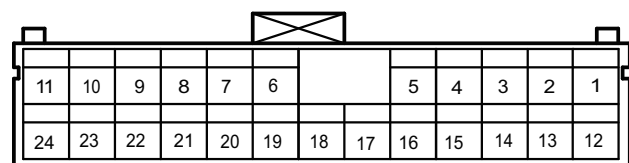
I1_BM Frame Harness Connecting With Main Harness 1



I2_MB Main Harness Connecting With Frame Harness 2



I2_BM Frame Harness Connecting With Main Harness 2



Harness Connection-3

I3_MB Main Harness Connecting With Frame Harness 3

1	2	3	4	5	X		6	7	8	9	10
11	12	13	14	15	16	17	18	19	20	21	22



I3_BM Frame Harness Connecting With Main Harness 3

10	9	8	7	6	X		5	4	3	2	1
22	21	20	19	18	17	16	15	14	13	12	11

I1_MR Main Harness Connecting With Ceiling Harness 1

1	2	3	4	X		5	6	7	8	9
10	11	12	13	14	15	16	17	18	19	20



I1_RM Main Harness Connecting With Ceiling Harness 1

9	8	7	6	5	X		4	3	2	1
20	19	18	17	16	15	14	13	12	11	10



L_BT Frame Harness Connecting With Tailgate Harness

1	2	3	4	5	X		6	7	8	9	10
11	12	13	14	15	16	17	18	19	20	21	22



L_TB Tailgate Harness Connecting With Frame Harness

10	9	8	7	6	X		5	4	3	2	1
22	21	20	19	18	17	16	15	14	13	12	11

I_BFRD Frame Harness Connecting With Right Front Door Harness

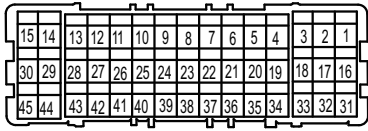
15	14	13	12	11	10	9	8	7	6	5	4	3	2	1
30	29	28	27	26	25	24	23	22	21	20	19	18	17	16
45	44	43	42	41	40	39	38	37	36	35	34	33	32	31

I_DFRB Right Front Door Harness Connecting With Frame Harness

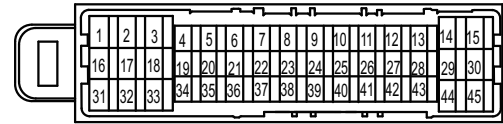
1	2	3	4	5	6	7	8	9	10	11	12	13	14	15
16	17	18	19	20	21	22	23	24	25	26	27	28	29	30
31	32	33	34	35	36	37	38	39	40	41	42	43	44	45

Harness Connection-4

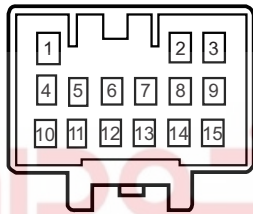
I_BFLD Frame Harness Connecting With Left Front Door Harness



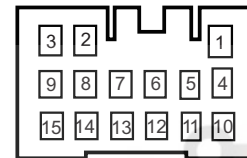
I_DFLB Left Front Door Harness Connecting With Frame Harness



I_BRDL Frame Harness Connecting With Left Rear Door Harness



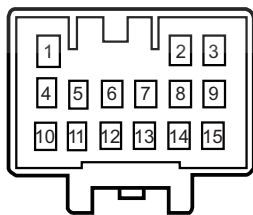
I_DRLB Left Rear Door Harness Connecting With Frame Harness



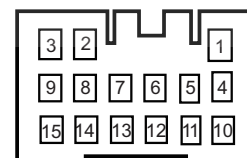
دیجیتال خودرو
شرکت دیجیتال خودرو سامانه (مسئولیت محدود)



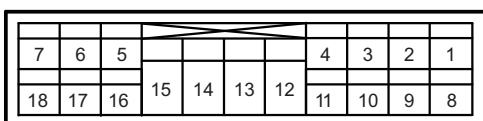
I_BRDR Frame Harness Connecting With Right Rear Door Harness



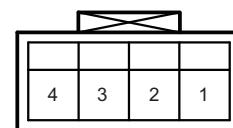
I_DRRB Right Rear Door Harness Connecting With Frame Harness



I/P-A Engine Harness Connecting With Cabin Electrical Box Interface A



I/P-B Engine Harness Connecting With Cabin Electrical Box Interface B



Harness Connection-5

I/P-D Frame Harness Connecting With Cabin Electrical Box Interface D

20	19	18	17	16	15	14	13	12	11	10	9	8	7	6	5	4	3	2	1
40	39	38	37	36	35	34	33	32	31	30	29	28	27	26	25	24	23	22	21

I/P-E Frame Harness Connecting With Cabin Electrical Box Interface E

8	7	6	5							4	3	2	1
20	19	18	17	16	15	14	13			12	11	10	9

I/P-F Main Harness Connecting With Cabin Electrical Box Interface F

14	13	12	11	10	9	8	7	6	5	4	3	2	1
28	27	26	25	24	23	22	21	20	19	18	17	16	15

I/P-G Main Harness Connecting With Cabin Electrical Box Interface G

16	15	14	13	12	11	10	9	8	7	6	5	4	3	2	1
32	31	30	29	28	27	26	25	24	23	22	21	20	19	18	17

I/P-H Main Harness Connecting With Cabin Electrical Box Interface H

7	6	5								4	3	2	1
18	17	16	15	14	13	12				11	10	9	8

I/P-J Main Harness Connecting With Cabin Electrical Box Interface J

6	5	4								3	2	1
16	15	14	13	12	11	10				9	8	7

Cabin Deputy Electrical Box Interface A

10	9	8	7	6	5	4	3	2	1
20	19	18	17	16	15	14	13	12	11

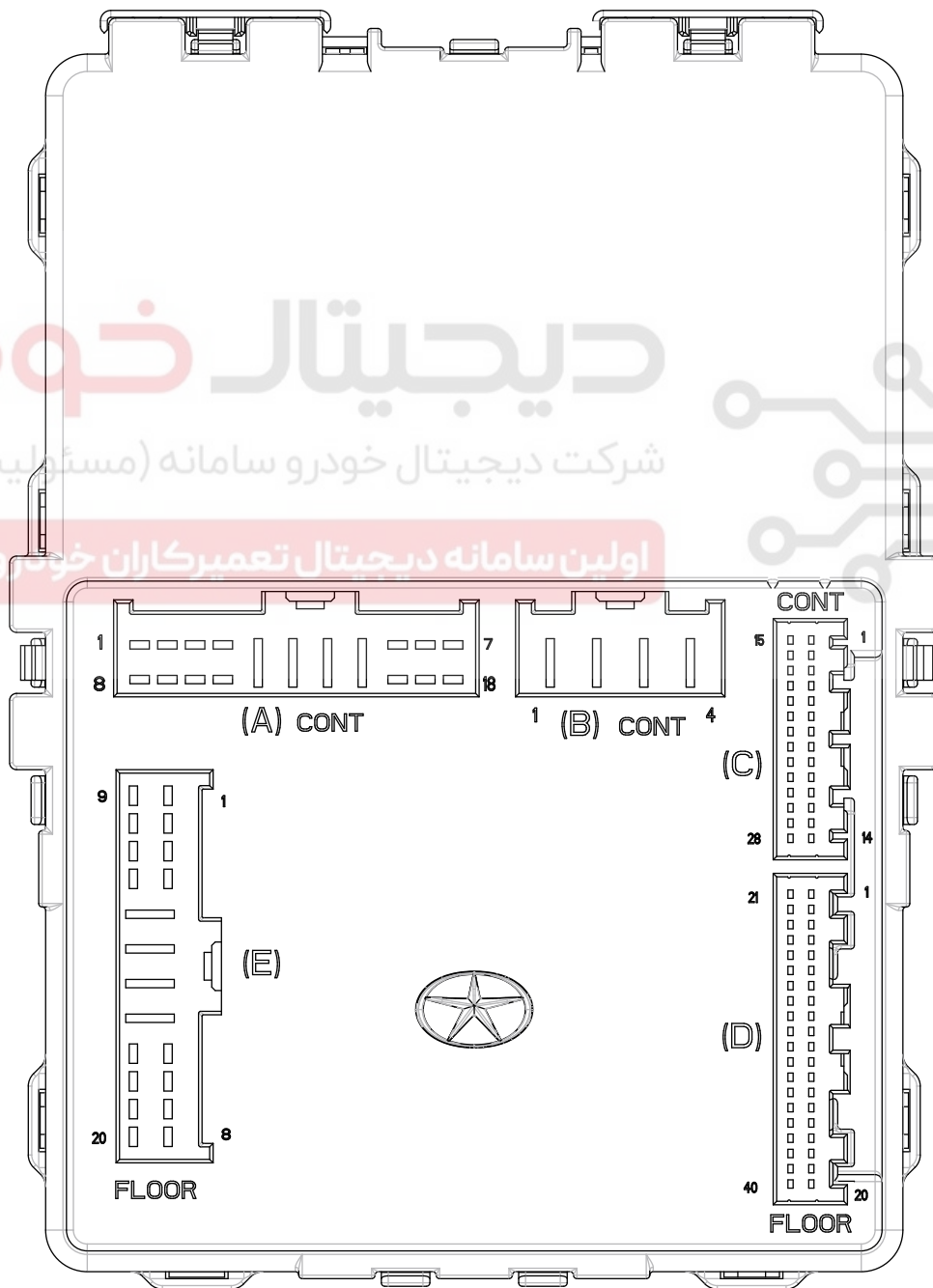
Cabin Deputy Electrical Box Interface B

8	7	6	5	4	3	2	1
16	15	14	13	12	11	10	9

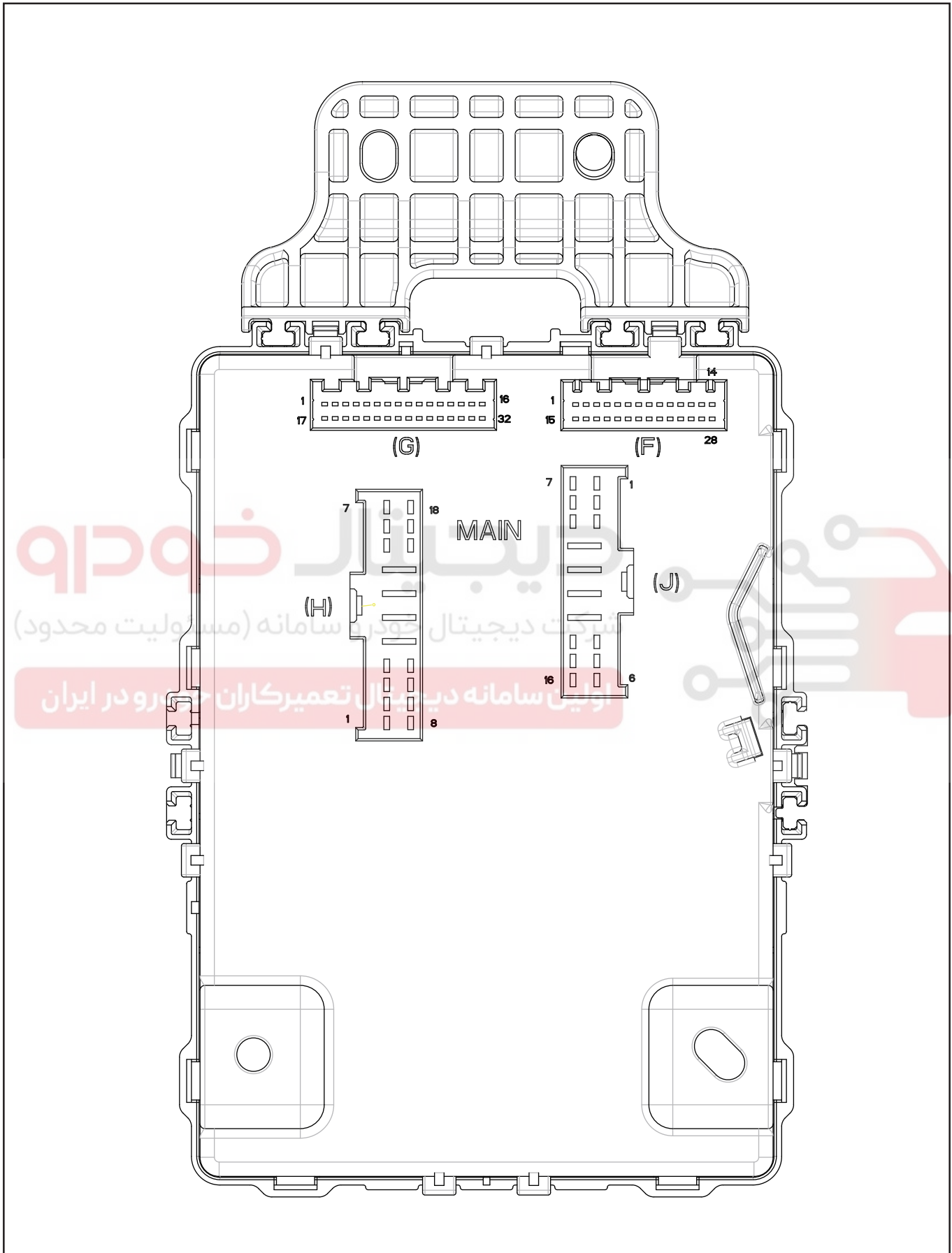
Harness Connection-6

I/P-C Engine Harness Connecting With Cabin
Electrical Box Interface C

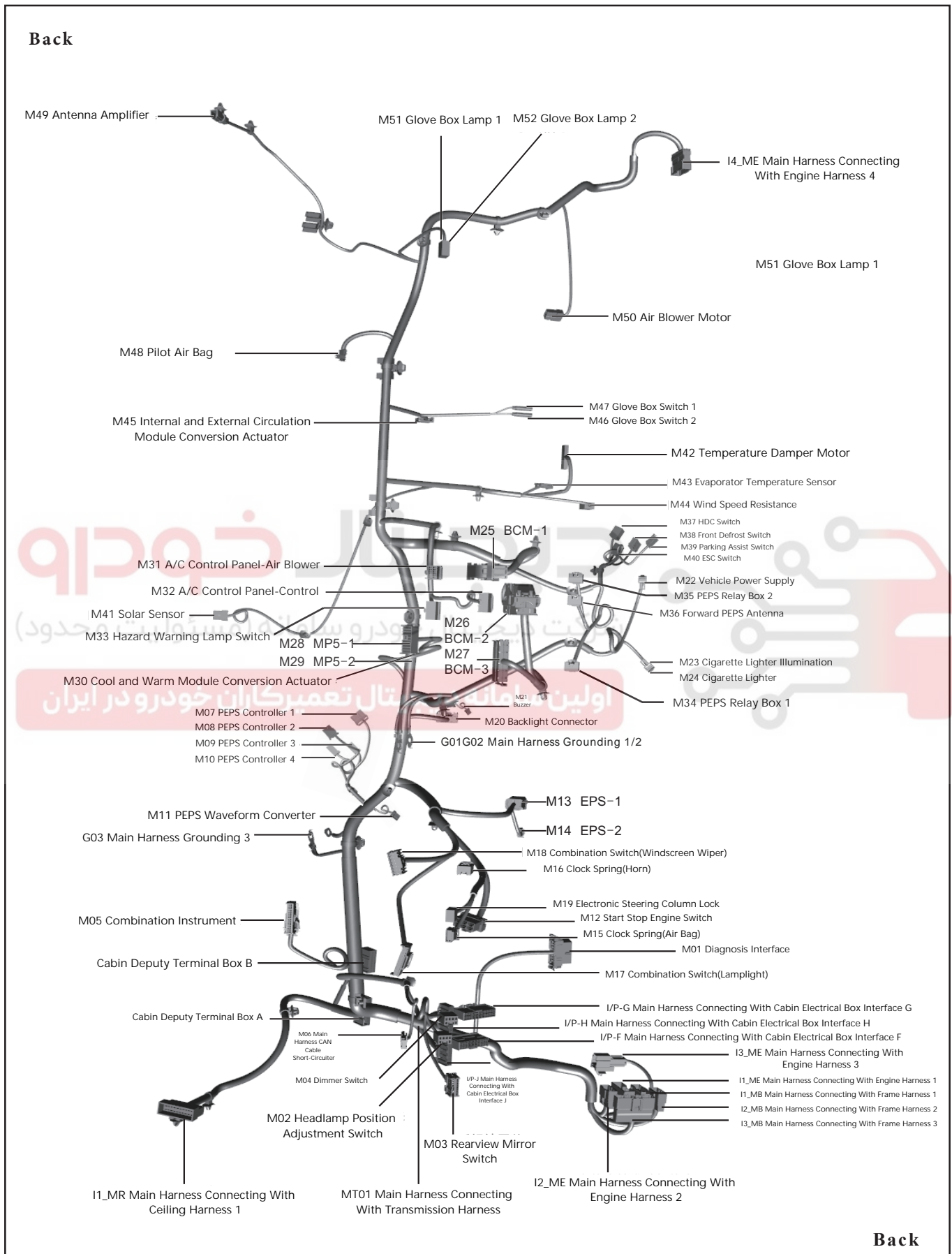
14	13	12	11	10	9	8	7	6	5	4	3	2	1
28	27	26	25	24	23	22	21	20	19	18	17	16	15



Harness Connection-7

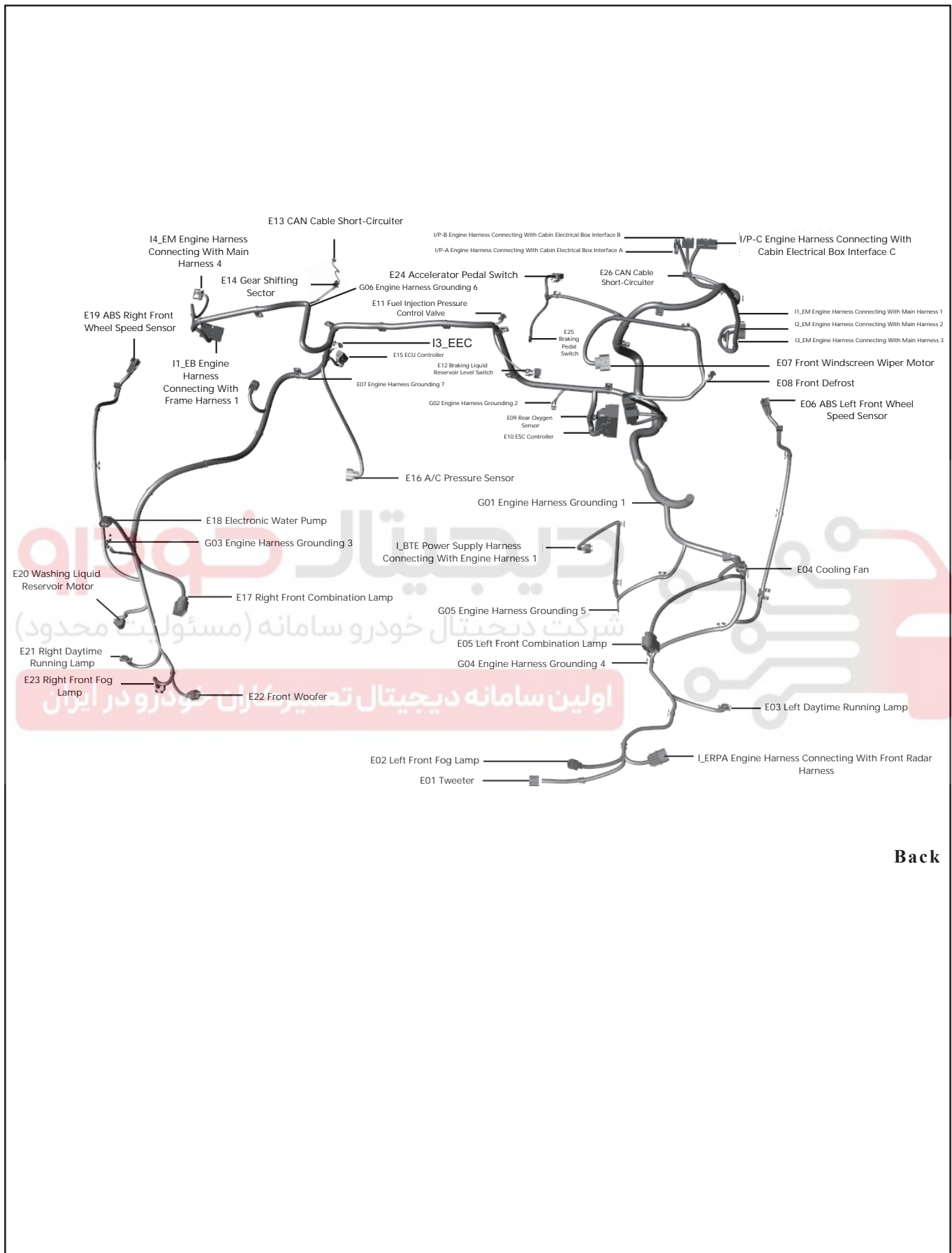


Main Harness Layout Diagram



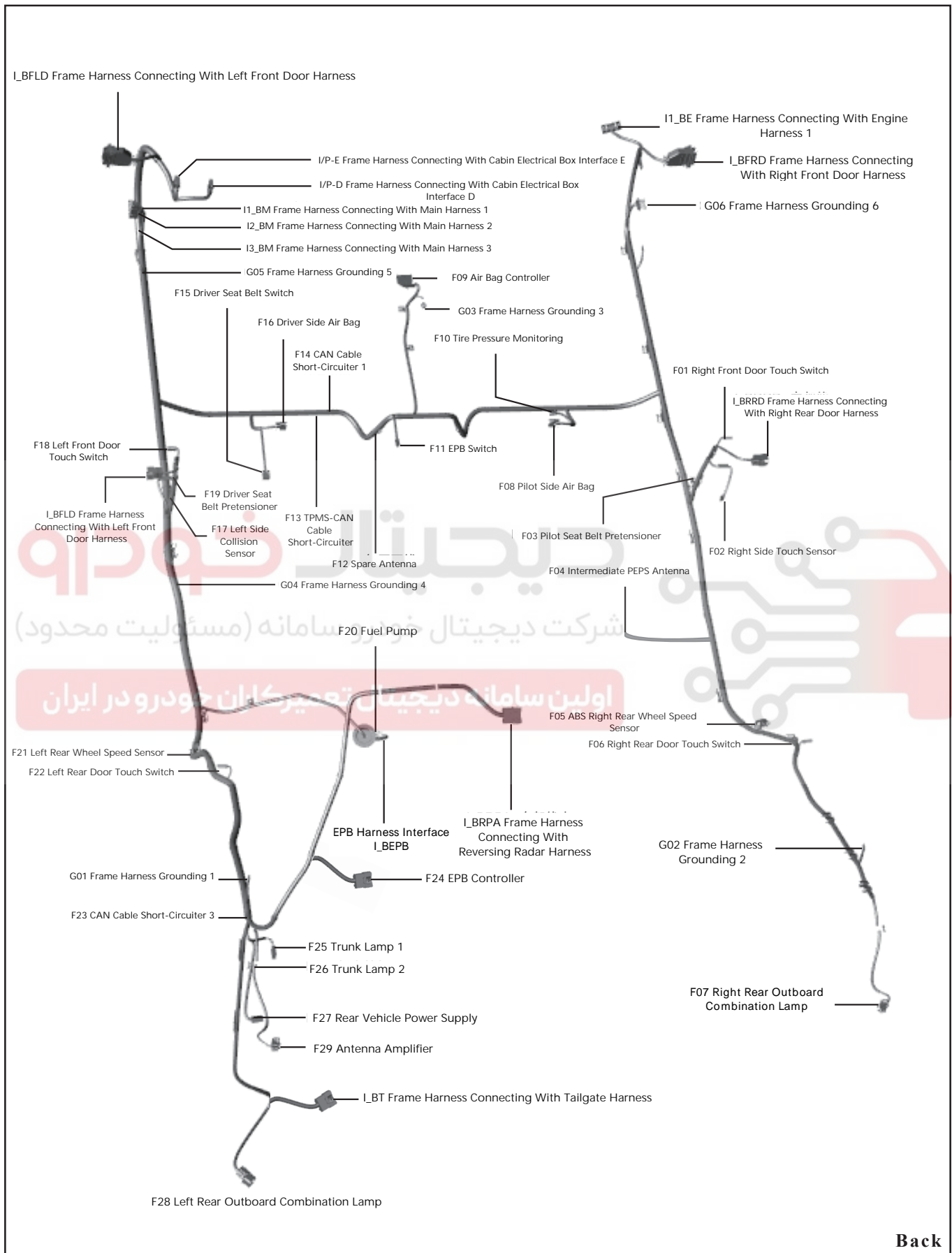
Back

Engine Harness Layout Diagram

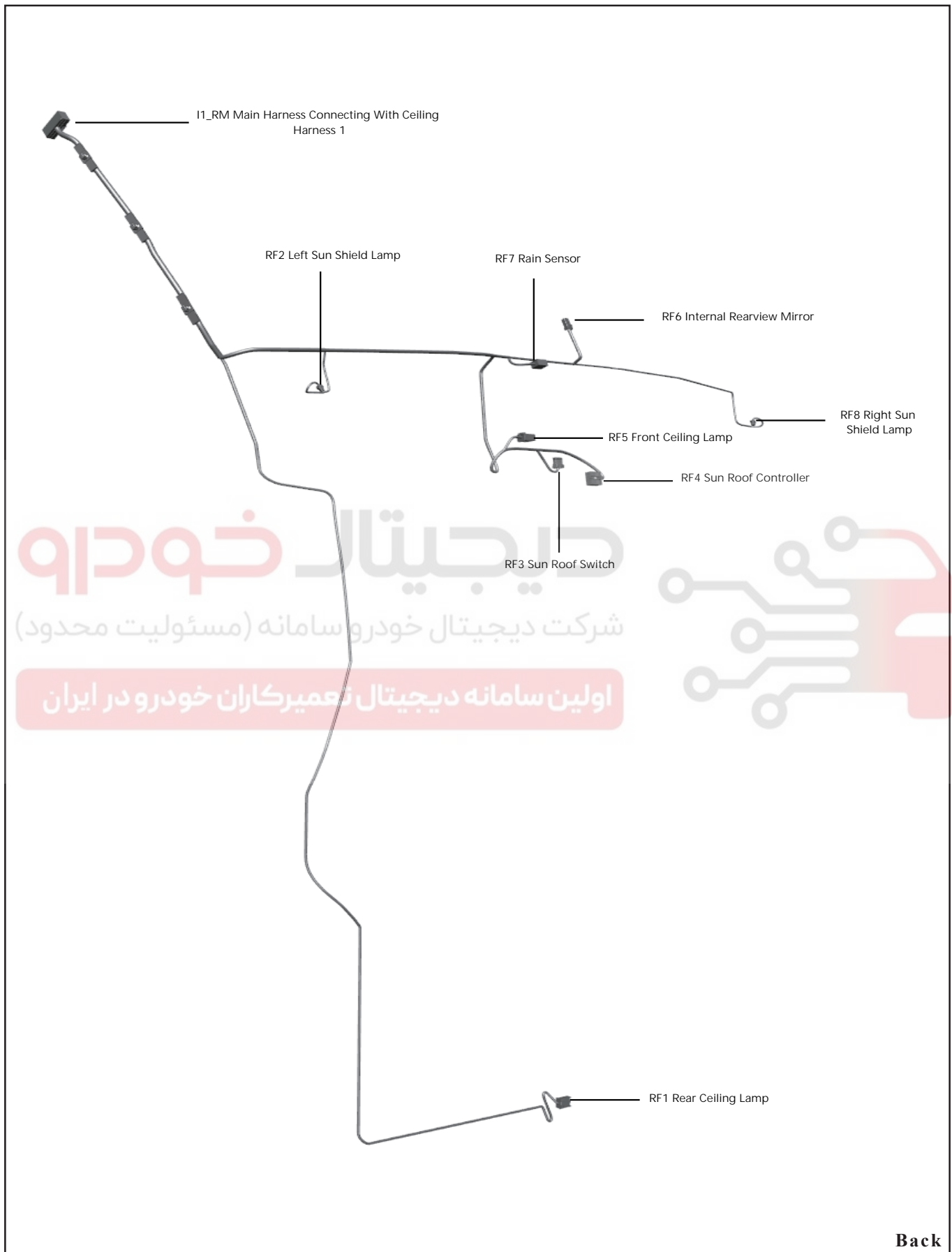


Back

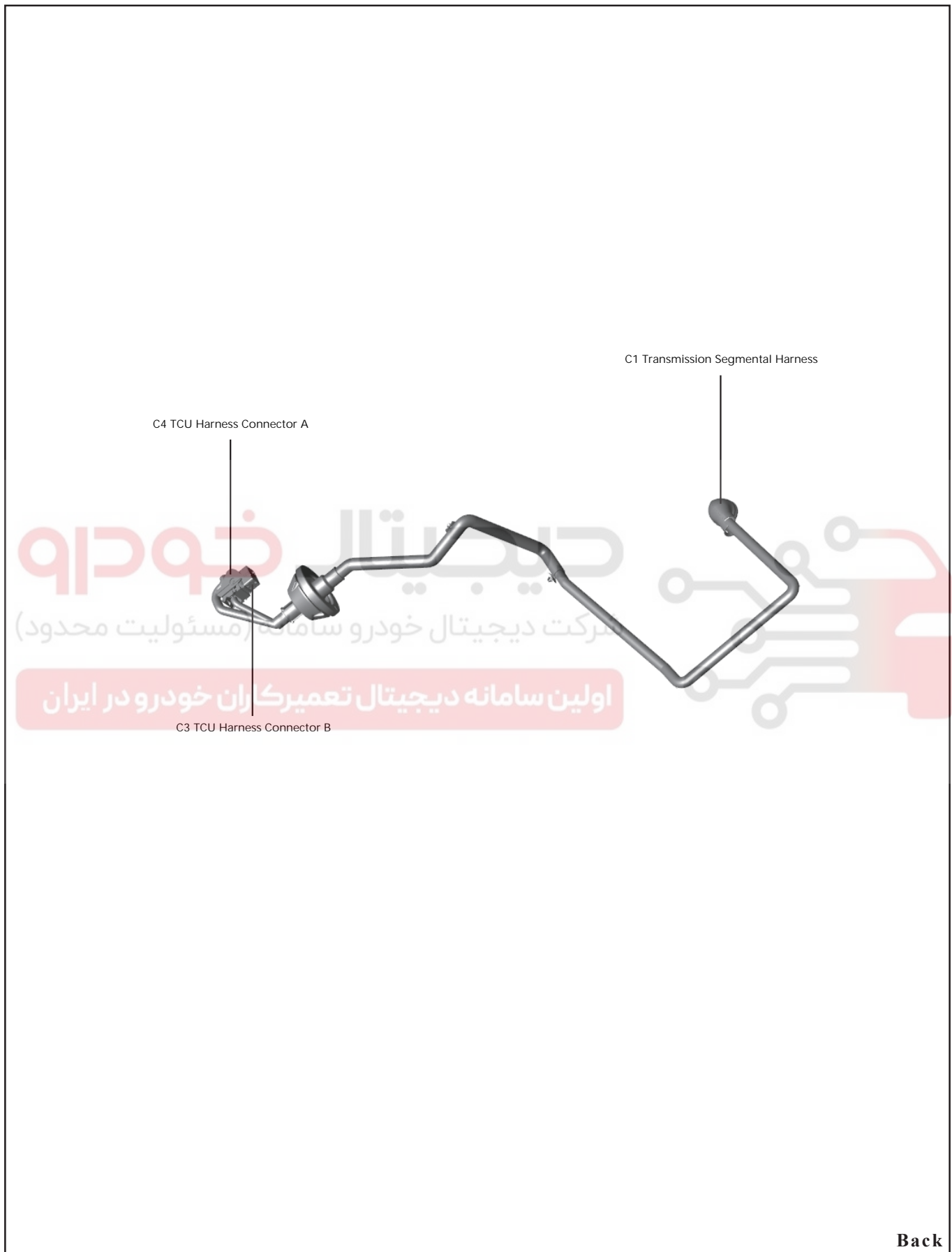
Frame Harness Layout Diagram



Ceiling Harness Layout Diagram

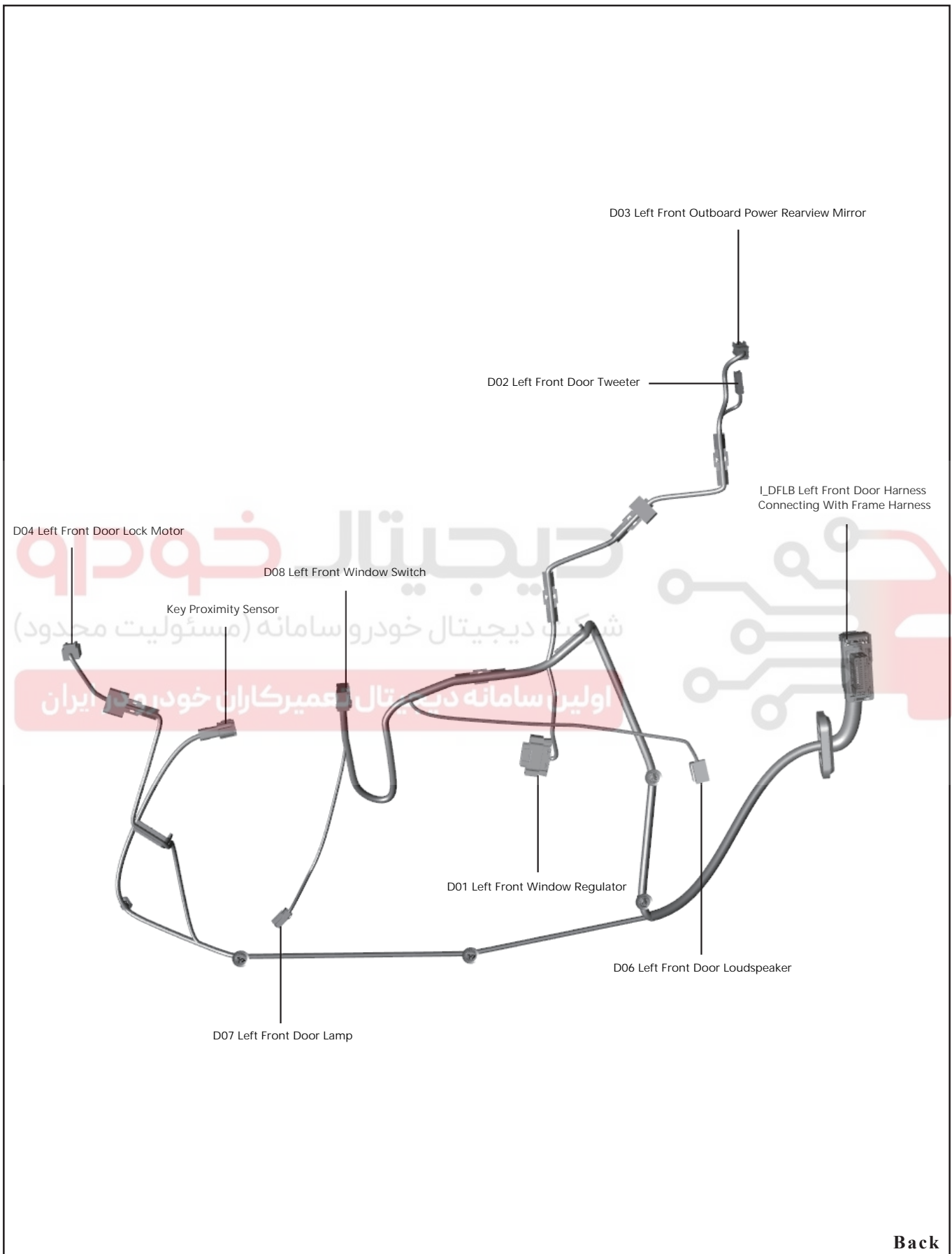


Transmission Harness Layout Diagram



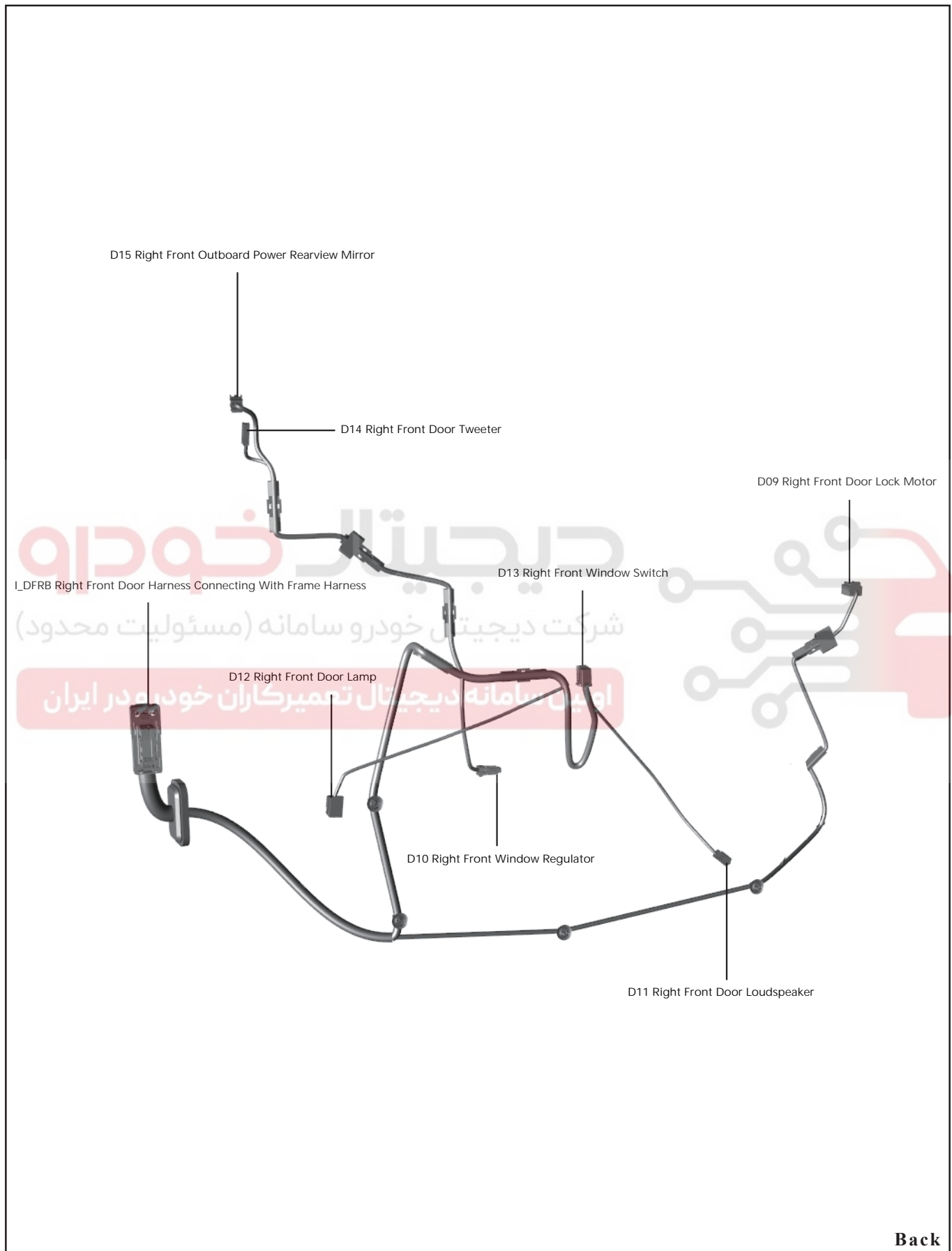
Back

Left Front Door Harness Layout Diagram



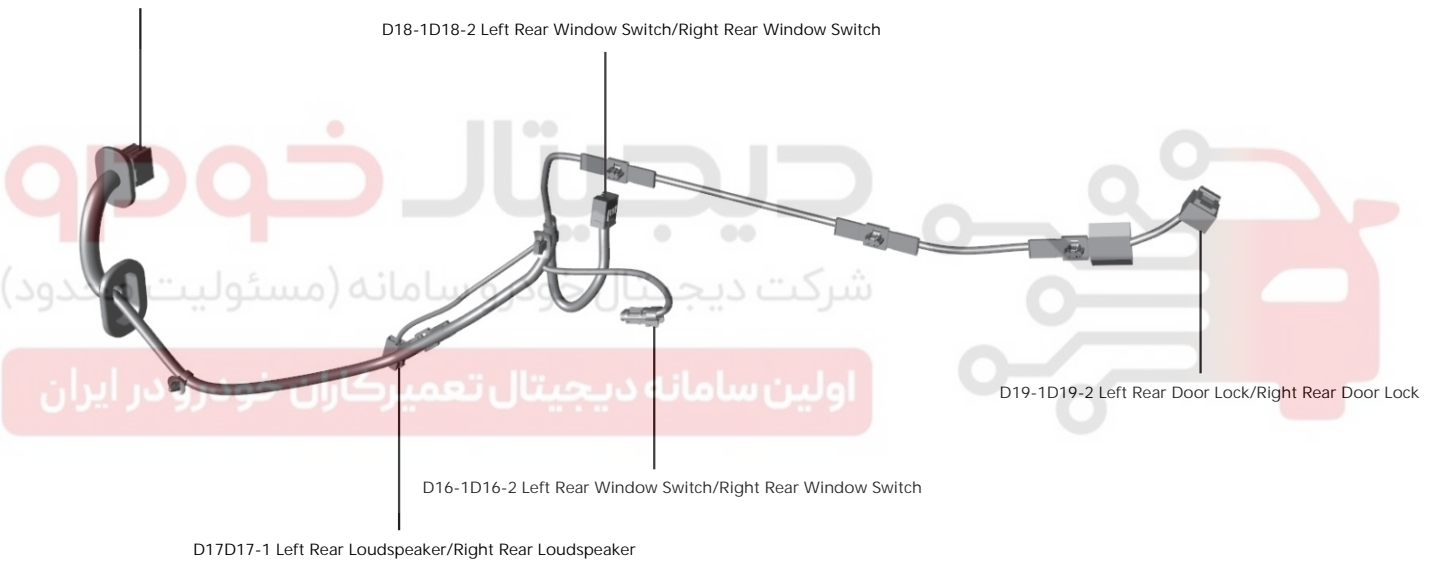
Back

Right Front Door Harness Layout Diagram



Rear Door Harness Layout Diagram

_DRLB Left Rear Door Harness Connecting With Frame Harness
_DRRB Right Rear Door Harness Connecting With Frame Harness



Back