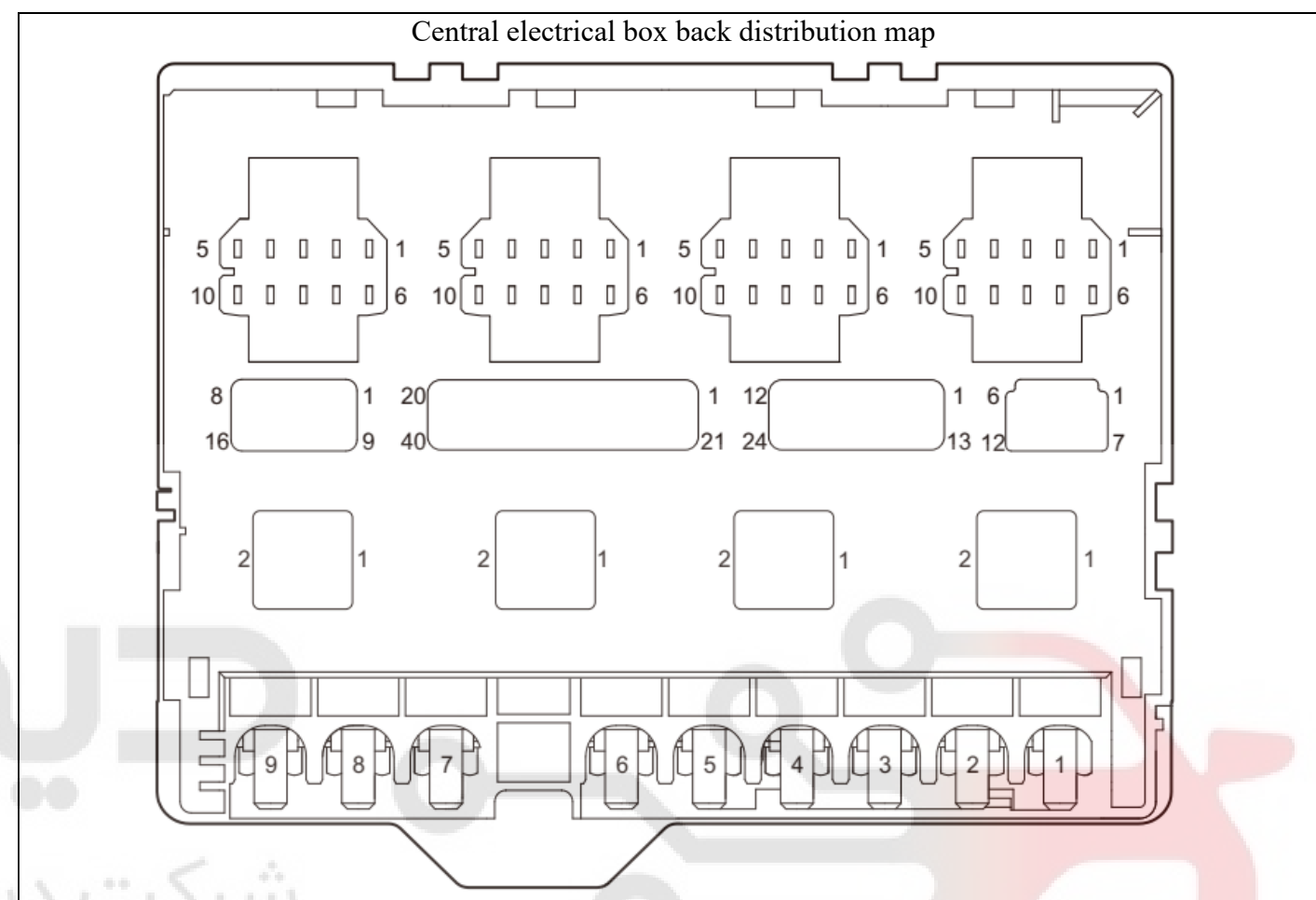
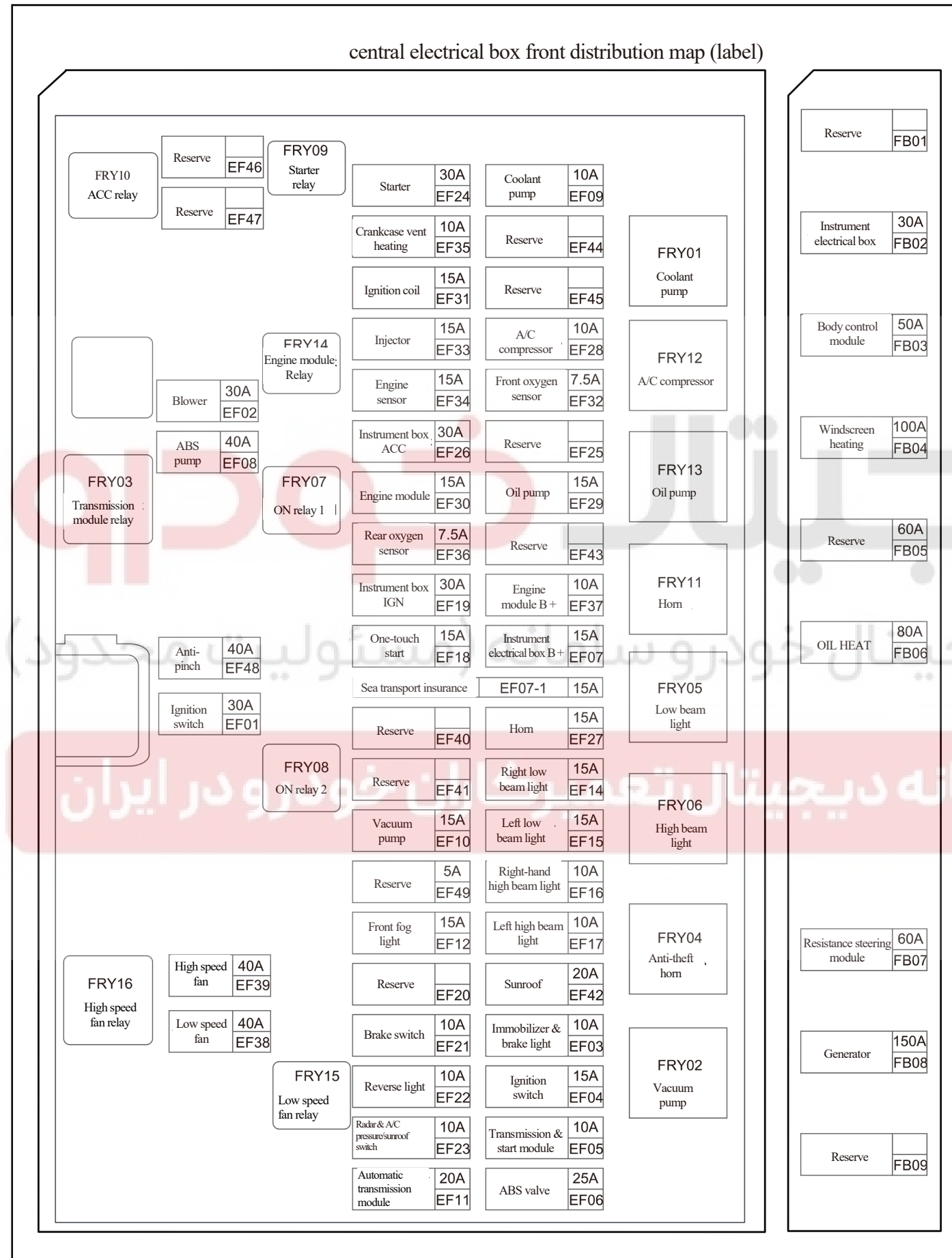


5 Electrical box power circuit diagram

5.1 Central electrical box fuse and relay

5.1.1 Central electrical box fuse and relay





Code	Rated current	Protective component
EF01	-	-
EF02	30A	Blower
EF03	10A	Immobilizer/brake light
EF04	-	-
EF05	10A	Passive entry & start controller
EF06	-	-
EF07	-	-
EF08	40A	EPB module
EF09	-	-
EF10	15A	Electronic vacuum pump
EF11	-	-
EF12	-	-
EF13	-	-
EF14	15A	Front right headlight
EF15	15A	Front left headlight
EF16	10A	Front right high beam light
EF17	10A	Front left high beam light
EF18	15A	Passive entry & start controller
EF19	30A	ON relay
EF20	-	-
EF21	10A	Sunroof motor
EF22	10A	Reverse light
EF23	20A	Automatic shift mechanism
EF24	30A	Starter
EF25	20A	Driver seat heating, passenger seat heating
EF26	-	-
EF27	15A	Horn
EF28	10A	A/C compressor
EF29	15A	Fuel pump
EF30	15A	Engine ECU
EF31	15A	Ignition coil 1, ignition coil 2, ignition coil 3, ignition coil 4
EF32	7.5A	Front oxygen sensor
EF33	15A	Injector 1, injector 2, injector 3, injector 4
EF34	15A	Carbon canister solenoid valve, variable camshaft timing (intake), variable camshaft timing (exhaust), electronic thermostat control valve, electronic coolant pump
EF35	-	-
EF36	7.5A	Rear oxygen sensor, carbon canister shut-off valve
EF37	10A	Engine ECU
EF38	40A	Cooling fan motor
EF39	40A	Cooling fan motor
EF40	-	-
EF41	-	-
EF42	20A	Sunroof motor

5 Electrical box power circuit diagram

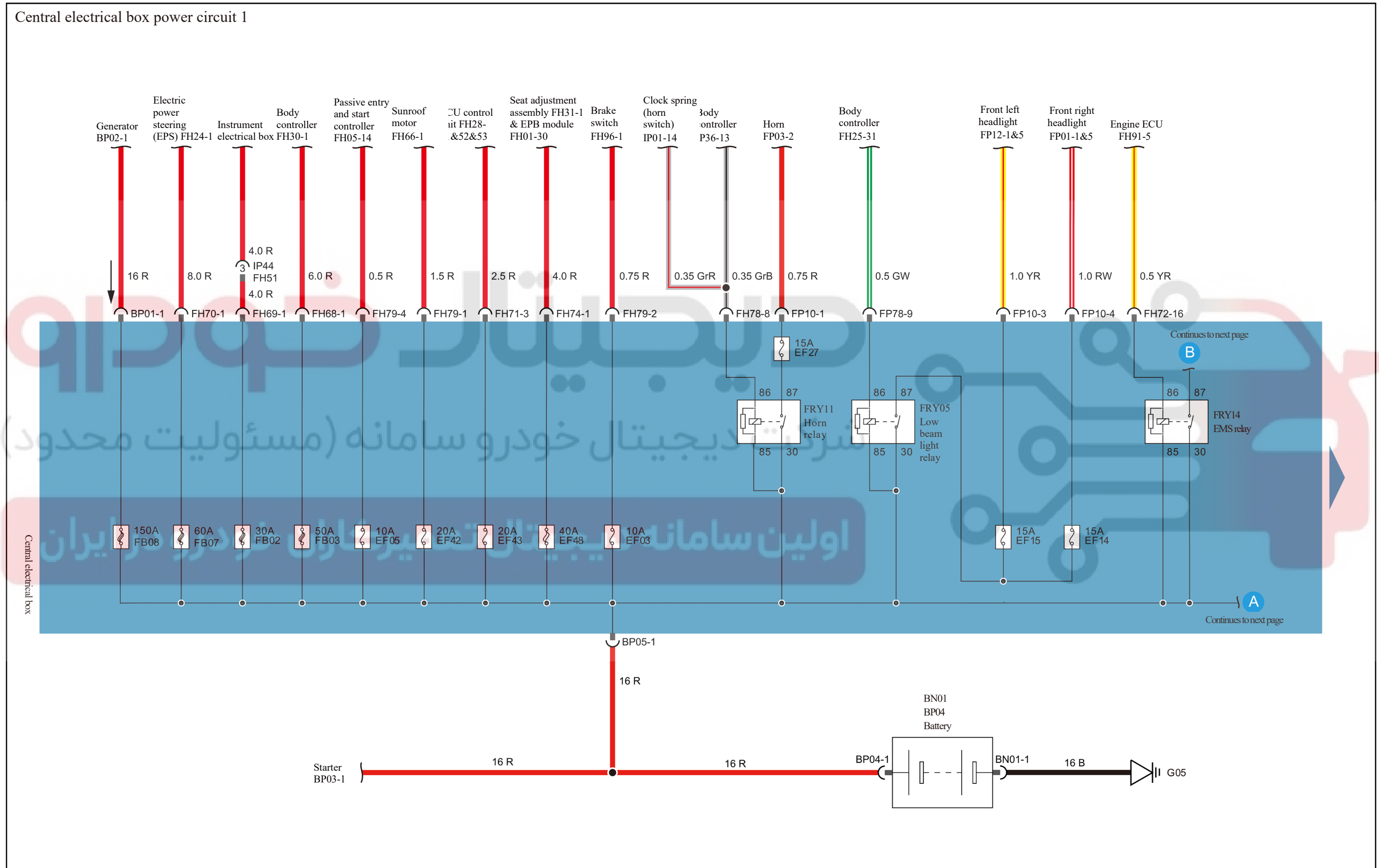
Code	Rated current	Protective component
EF43	20A	TCU control unit
EF44	-	-
EF45	-	-
EF46	-	-
EF47	-	-
EF48	40A	EPB module
FRY01	-	-
FRY02	-	Vacuum pump relay
FRY03	-	-
FRY04	-	-
FRY05	-	-
FRY06	-	-
FRY07	-	-
FRY08	-	ON relay 2
FRY09	-	-
FRY10	-	-
FRY11	-	Horn relay
FRY12	-	A/C compressor relay
FRY13	-	Fuel pump relay
FRY14	-	EMS relay
FRY15	-	Low speed fan relay
FRY16	-	High speed fan relay



شرکت دیجیتال خودرو (مسئولیت محدود)

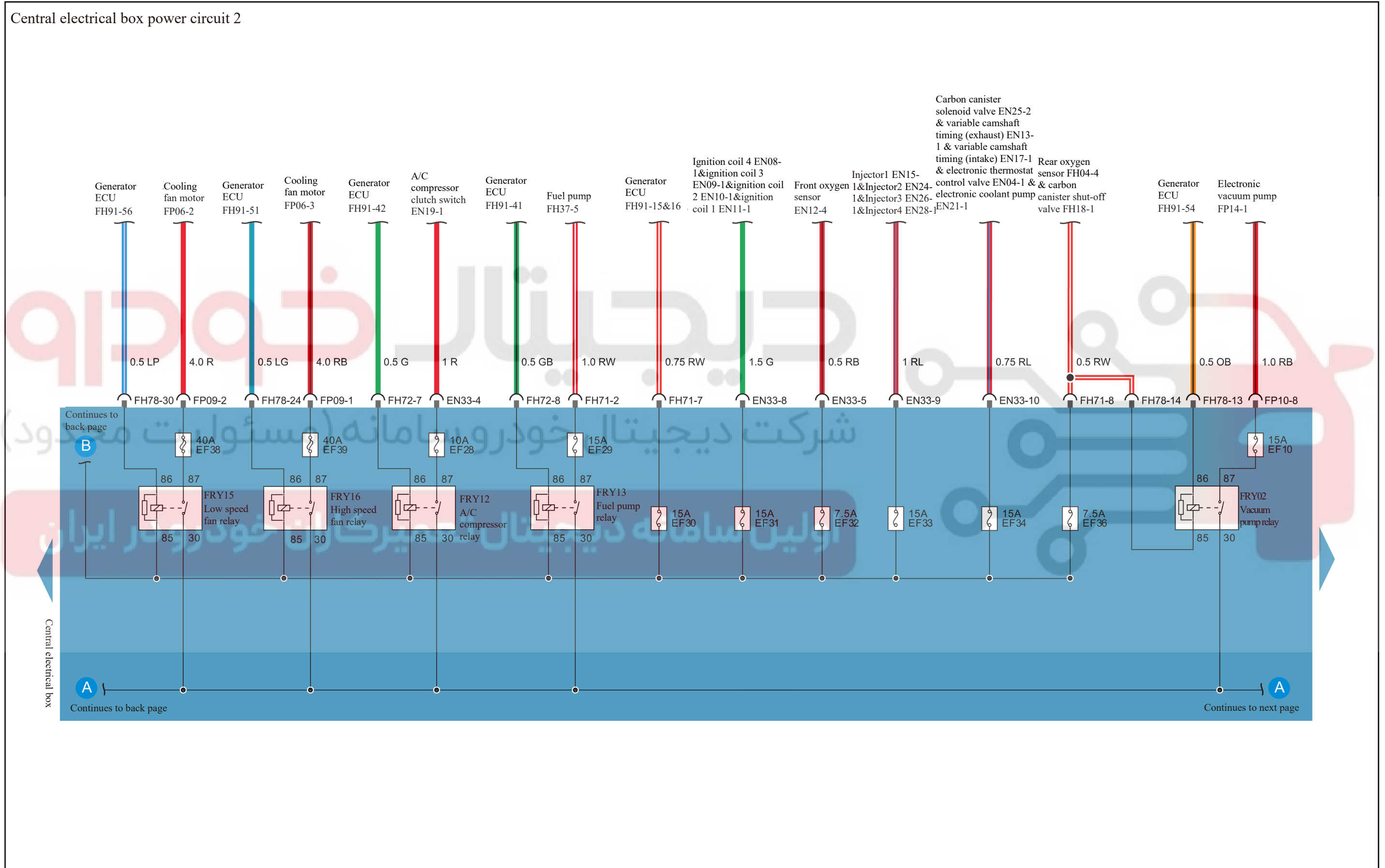
اولین سامانه دیجیتال تعمیرکاران خودرو در ایران

5.2 Central electrical box power circuit 1



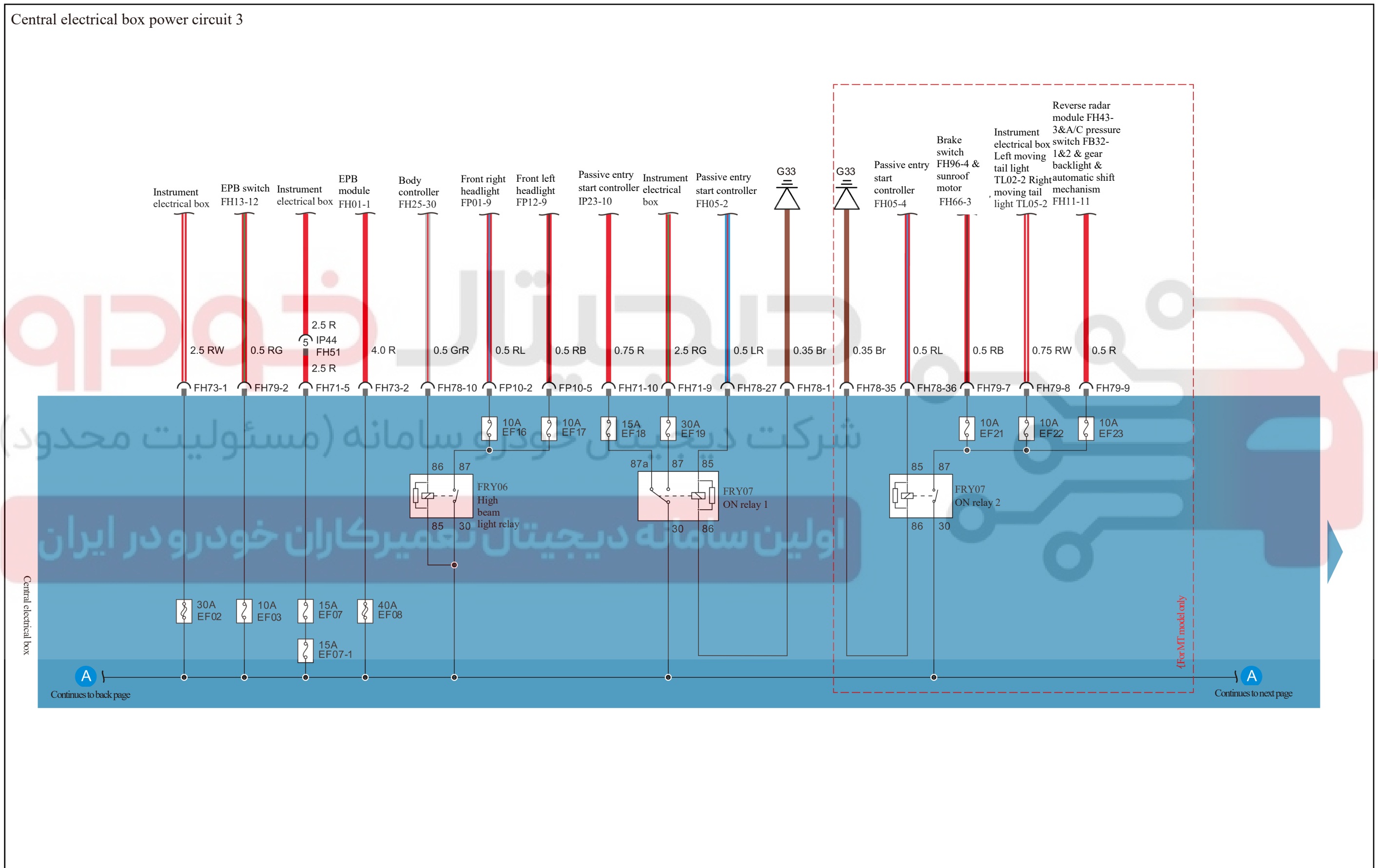
5 Electrical box power circuit diagram

5.3 Central electrical box power circuit 2



5.4 Central electrical box power circuit 3

Central electrical box power circuit 3



5 Electrical box power circuit diagram

5.5 Central electrical box power circuit 4

