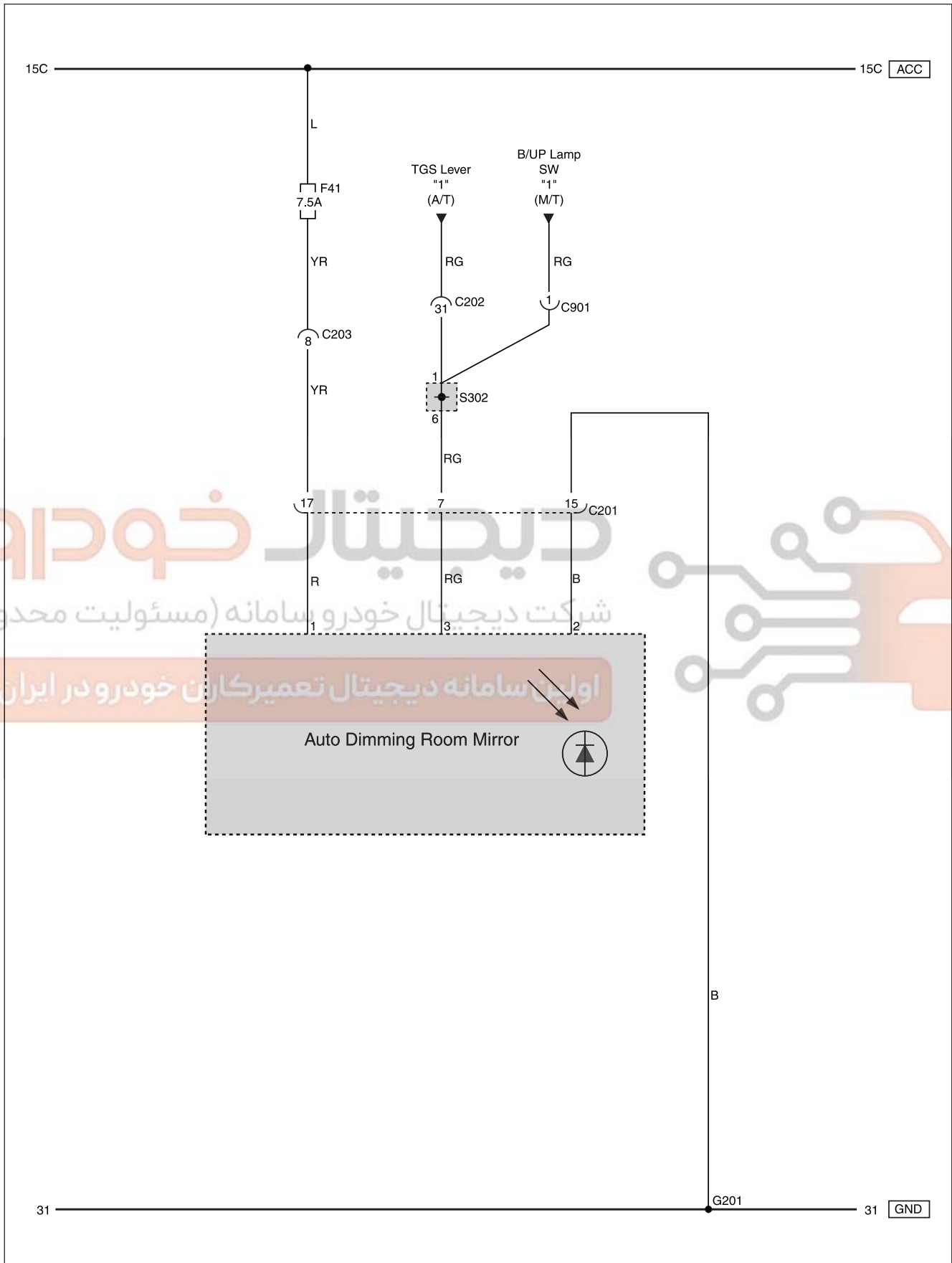




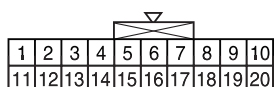
31. AUTO DIMMING ROOM MIRROR CIRCUIT 7770



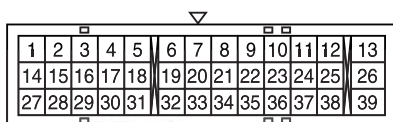
A. CONNECTOR INFORMATION

Connector Number (Pin Number, Color)	Connecting Wiring Harness	Connector Position	Remark
C201 (20Pin, White)	W/H Floor - W/H Roof	Inside Driver Cowl Side PNL	
C202 (39Pin, Black)	W/H Main - W/H Floor	Driver Cowl Side C/Holder	
C203 (18Pin, White)	W/H Main - W/H Floor	Driver Cowl Side C/Holder	
C901 (12Pin, Black)	W/H Floor - W/H T/M	Upper the T/M	A/T
C901 (4Pin, Black)	W/H Floor - W/H T/M	Upper the T/M	M/T
G201	W/H Floor	Under the Driver Cowl Side PNL	Under C/Holder
S302 (14Pin, Black)	W/H Main	Beside RR LH Seat W/H Protector	

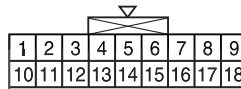
B. CONNECTOR IDENTIFICATION SYMBOL & PIN NUMBER POSITION



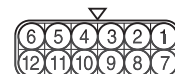
C201
W/H Roof



C202
W/H Floor



C203
W/H Floor



C901
W/H Transmission
(A/T)



C901
W/H Transmission
(M/T)



Auto Dimming
Room Mirror



B/UP Lamp SW (M/T)



TGS
Lever Unit

01

02

03

04

05