



معاونت مهندسی و کیفیت

دیجیتال خودرو

راهنمای تعمیرات

شرکت دیجیتال خودرو سامانه (مسئولیت محدود)

اولین سامانه دیجیتال تعمیرکاران خودرو در کشور
معرفی و جانمایی دسته سیم ها



و نقشه های الکتریکی

خودرو هایما

کلید مدرک ۱۵۶۳۸

زمستان ۱۳۹۴

فهرست

| English..... | Code..... | پارسی..... |
|---|---|---------------------------------|
| Ground point..... | Y..... | اتصالات بدنه..... |
| Electric harness schematic..... | W-1, W-2..... | شماتیک دسته سیم ها..... |
| Charging system & Starting system..... | A-1..... | سیستم شارژ و سیستم استارت..... |
| Start-stop Start-up system..... | A-2..... | سیستم Start/Stop..... |
| Engine control system (484Q)..... | B-1a, B-1b, B-1c, B-1d..... | سیستم سوخت رسانی و موتور..... |
| Transmission Control System (AT)..... | B-2a, B-2b..... | گیربکس اتوماتیک..... |
| Fuel pump control system..... | B-7..... | پمپ بنزین..... |
| Fan Control system..... | B-8..... | سیستم خنک کننده موتور..... |
| Combination instrument..... | 1a, C-1b, C-1c, C-1d, C-1e, C-1f, C-1g..... | جلو آمپر..... |
| Windshield wiper and washer..... | D-1a..... | برف پاک کن و شیشه شور جلو..... |
| Rear-window wiper and washer..... | D-1b..... | برف پاک کن و شیشه شور عقب..... |
| Headlamp..... | E-1..... | چراغهای اصلی..... |
| Headlamp beam level adjusting system..... | E-2..... | تنظیم ارتفاع چراغ های اصلی..... |
| Front/rear fog lamp..... | E-5..... | چراغهای مه شکن جلو و عقب..... |

| | | |
|--|-----------------------------|------------------------------|
| License plate lamp/Position lamp/Tail lamp/Daytime running lamp..... | E-7..... | چراغهای جانبی..... |
| Turn indicator and hazard warning lamp..... | F-1..... | چراغهای راهنما و فلاشر..... |
| Reversing lamp..... | F-2..... | چراغ دنده عقب..... |
| Brake lamp..... | F-3..... | چراغ ترمز..... |
| Horn..... | F-4..... | بوق..... |
| Air conditioning system..... | G-1a, G-1b..... | سیستم تهویه مطبوع..... |
| Compressor control system..... | G-2..... | کمپرسور کولر..... |
| Reversing radar system..... | H-1..... | سیستم هشدار موانع عقب..... |
| Rear vision system..... | H-2..... | سیستم دوربین دنده عقب..... |
| Cigarette lighter and Rear defroster system..... | I-1..... | فندک و گرمکن شیشه عقب..... |
| Illumination lamp..... | I-2a, I-2b, I-2c..... | چراغهای روشنایی داشبورد..... |
| Interior lamp/Reading lamp/Trunk lamp..... | I-3..... | چراغهای سقفی و صندوق..... |
| Sound system..... | J-1a J-1b..... | سیستم صوتی و تصویری..... |
| Power window system..... | K-1..... | سیستم Power window..... |
| Remote and central door lock system..... | K-2a, K-2b, K-2c, K-2d..... | سیستم قفل مرکزی..... |
| Exterior rearview mirror heater/Power exterior rearview mirror..... | L..... | آینه های جانبی..... |
| Sunroof and auto-dimming interior rearview mirror..... | M..... | سانروف و آینه وسط..... |

| | | |
|---|-------------------------|--|
| Anti-lock braking system..... | O-1a, O-1b..... | سیستم ESP و ABS |
| Smart Key System (PEPS) | N-1a, N-1b, N-1c..... | سیستم کلید هوشمند |
| Body Control System (BCM) | N-2a, N-2b..... | نود BCM |
| Power Supply System (without smart key) | Z-1a, Z-1b..... | تغذیه سیستم های مختلف (با کلید هوشمند) |
| Power Supply System (with smart key) | Z-2a, Z-2b..... | تغذیه سیستم های مختلف (بدون کلید هوشمند) |
| Power seat and seat heating..... | P..... | صندلی ها |
| Electronic Power Steering system (EPS) | Q..... | سیستم فرمان الکترونیکی |
| Airbag/Seat belt pretensioner system..... | S..... | کیسه هوا و کمربند پیش کشنده |
| Anti-theft system..... | T..... | سیستم ضد سرقت |
| Diagnosis link connector (DLC) | U-1..... | کانکتور عیب یابی |
| Communication wire (CAN) | U-2a, U2b..... | شبکه CAN |
| Fuse box wiring diagram..... | FB..... | فیوز ها و رله های محفظه موتور |
| Common Connector list..... | X-1, X-2, X-3, X-4..... | اینترکانکتور ها |
| Junction box wiring diagram..... | JB..... | فیوزهای داخل اتاق |

نقشه خوانی:

استاندارد این نقشه های الکتریکی بگونه ای است که نقشه های شماتیک هر سیستم را به صورت جداگانه ترسیم نموده و در پایین هر صفحه مشخصات کانکتور های مورد استفاده در آن نقشه آورده شده است. همچنین صفحه بعدی هر نقشه الکتریکی نقشه جانمایی اینترکانکتور ها و کانکتور های مورد استفاده در آن نقشه ترسیم شده است. به غیر از نقشه های الکتریکی و نقشه جانمایی قطعات، نقشه های فیوز ها و رله ها و همچنین اینترکانکتور ها نیز به صورت جداگانه ترسیم شده و در انتهای مستند آورده شده است.

هر نقشه با یک کد مشخص می شود و برای شناسایی هر نقشه نیاز به کد آن داریم. کدها به صورت حروف لاتین و در اکثر آنها به همراه یک عدد می باشد. نقشه ها بر اساس ترتیب حروف الفبای لاتین مرتب شده اند. بنابراین جهت یافتن هر نقشه در کتاب به کد احتیاج داریم. در هر نقشه با توجه به نیاز آن نقشه ممکن است به چندین نقشه دیگر احتیاج داشته باشیم که نقشه های مورد نیاز با ذکر کد آنها در هر نقشه آورده شده است. در ادامه جدول کلی معرفی نقشه های تمامی سیستم ها و نقشه های مرتبط با هر سیستم آورده شده است. تمامی ارتباطات الکتریکی به صورت تجمیع شده در صفحه های W-1 و W-2 آمده است.

ارتباط نقشه ها با یکدیگر در هر نقشه توسط یک عدد داخل یک دایره و نام قطعه مربوط و در زیر آن کد نقشه مرتبط نوشته شده است. به طور مثال در نقشه سیستم Start-Stop علامت ذیل نشان دهنده ارتباط بخشی از نقشه با نقشه ای با کد B-1a و قطعه رله اصلی (Main relay) می باشد:

شرکت دیجیتال خودرو سامانه (مسئولیت محدود)

اولین سامانه دیجیتال تعمیرکاران خودرو در کشور

320
Main relay
(SECTION B-1a)

در نقشه با کد B-1a که یکی از نقشه های سیستم سوخت رسانی و موتور میباشد نیز همین شماره (320) جهت ردیابی و قطعه مرتبط (سوئیچ Start-Stop) در نقشه سیستم Start-Stop با کد A-2 نوشته شده است.

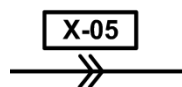
320 Start-stop switch
(SECTION A-2)

بر روی هر سیم کدی وجود دارد که نشان دهنده رنگ و دسته سیم آن می باشد. حروف خارج از پرانتز یعنی در این مثال B/W نشان دهنده رنگ سیم و همچنین حروف داخل پرانتز نشان دهنده دسته سیم می باشد. جدول معرفی کد رنگ ها و دسته سیم ها در صفحات اولیه کتاب آورده شده است.

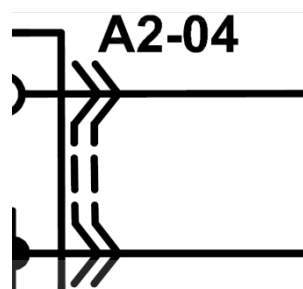
B/W(EM)

در مسیر سیم ها برای نشان دادن وجود اینترکانکتور از علامت زیر استفاده می شود. در این کتاب کد X نشاندهنده اینترکانکتور می باشد. به طور مثال اینترکانکتور X-05 مربوط به ارتباط بین دسته سیم EM (دسته سیم بزرگ موتور) و

دسته سیم جلو آمپر می باشد. جدول معرفی تمامی اینترکانکتور ها در صفحات آخر کتاب با کد های X-1 تا X-4 آمده است.

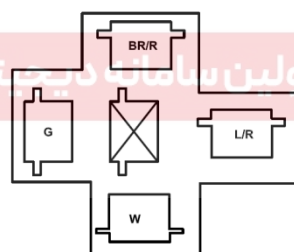


برای نشان دادن کانکتور ها از علامتهایی نظیر علامت زیر استفاده می شود. به طور مثال علامت زیر نشان دهنده آنست که کد کانکتور قطعه مذکور A2-04 می باشد و هر دو سیم بالایی و پایینی در آن قرار دارند. مشخصات کلی هر کانکتور، در پایین صفحه همان نقشه ای که در آن بکار رفته است وجود دارد.

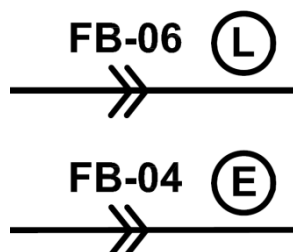


در نقشه های دسته سیم از شماره سیم استفاده نشده است و جهت ردیابی هر مسیر تنها به رنگ سیم و محل قرار گیری در کانکتور بسنده شده است. مانند شکل زیر که کانکتور A2-04 را که مربوط به رله Start-Stop می باشد را نشان داده است.

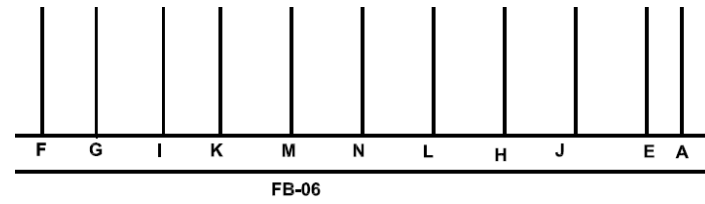
A2-04 Start-stop control relay (EM)



جهت ردیابی ارتباطات سیم ها در نقشه های فیوزها و رله ها داخل محفظه موتور و اتاق (JB و FB) بایستی از علامت ها زیر استفاده نمود.



به طور مثال خط ارتباط بالایی نشاندهنده این است که به نقشه FB در بخش FB-06 خط L و برای ارتباط پایینی در نقشه FB در بخش FB-04 خط E مراجعه گردد.



دیجیتال خودرو

شرکت دیجیتال خودرو سامانه (مسئولیت محدود)

اولین سامانه دیجیتال تعمیرکاران خودرو در کشور



| نقشه های مرتبط | نقشه های اصلی | عنوان نقشه | زیر بخش | بخش | دیف |
|---|------------------------|---|---------|-----------------------------------|-----|
| G-1b, B-7, B-8, G-2, A-2, Z-1b, Z-2b, F-3, U-2a, T, U, I-1 | B-1a, B-1b, B-1c, B-1d | سیستم سوخت رسانی و جرقه | ۱ | سیستم سوخت رسانی جرقه | ۱ |
| B-1a, B-1c | B-8 | سیستم خنک کننده موتور (فن ها) | ۱ | سیستم خنک کننده موتور (فن ها) | ۲ |
| Z-1b, Z-2b, U-2b, F-3, U, N-1c, N-2b, J-1b, K-2d, U-1, G-1a, C-1d | O-1a, O-1b | ترمز ABS | ۱ | سیستم ترمز | ۳ |
| Z-1b, Z-2b, U-2b, F-3, U, N-1c, N-2b, J-1b, K-2d, U-1, G-1a, C-1d | O-1a, O-1b | سیستم ESP | ۲ | | |
| N-1b, S, F-4, N-2a, Z-1b, Z-2b, O-1a, C-1c, I-3, C-1b | K-2a, K-2b, K-2c K-2d | قفل مرکزی | ۱ | سیستم های حفاظتی و هشدار دهنده | ۴ |
| N-2b, K-2d, Z-1b, Z-2b, U, C-1d | S | کیسه هوا و کمربندهای پیش کشنده | ۲ | | |
| Z-1b, Z-2b, C-1f, B-1d, U, U-2 | T | ایموبلایزر | ۳ | | |
| K-2d, N-2a | K-2c | قفل صندوق عقب (صندوق پران) | ۴ | | |
| Z-1b, Z-2b, C-1f, B-1d, U, U-2 | T | سیستم دزدگیر | ۵ | | |
| M, F-2 | H-1 | سنسور دنده عقب | ۶ | | |
| N-2b, K-2d | F-4 | بوق | ۷ | | |
| B-2b, A-1, K-2d, O-1a, F-3, B-1d, C-1c, C-1e, U-2, N-2b | N-1a, N-1b, N-1c | سیستم استارت بدون کلید | ۸ | برف پاک کن شیشه شوی | ۵ |
| Z-1a, Z-1b, Z-2a, Z-2b | D-1a, D-1b | برف پاک کن و شیشه شوی | ۱ | | |
| Z-2b, Z-1b, N-2b | K-1 | شیشه بالا بر جلو | ۱ | | |
| Z-2b, Z-1b, N-2b | K-1 | شیشه بالا بر عقب | ۲ | | |
| Z-2b, Z-1b, N-2b | K-1 | Power Window | ۳ | سیستم های مربوط به شیشه بالا برها | ۶ |
| Z-2a, Z-1a, H-1 | M | Sun Roof | ۴ | | |
| Z-2a, Z-1a, O-1b, J-1b, B-1d, I-1, B-1c, B-1a | G-1a, G-1b, G-2 | سیستم تهویه مطبوع (کولر و بخاری اتوماتیک) | ۱ | سیستم های آسایشی سرنشینان | ۷ |
| Z-2b, Z-1b, I-1 | L | گرمکن شیشه عقب و آینه های جانبی | ۲ | | |
| Z-2b, Z-1b, I-1 | L | آینه های جانبی (تنظیم و تاشو اتوماتیک) | ۳ | | |
| Z-2b, Z-1b, C-1a | P | صندلی برقی | ۴ | | |
| Z-2a, Z-1a, H-2, G-1a, U-2, C-1c, F-2, O-1a | J-1a J-1b | سیستم های صوتی و تصویری (رادیو پخش و ...) | ۵ | | |
| Z-1a, Z-1b, Z-2a, Z-2b, B-1d, L, G-1b | I-1 | فندک و شارژر | ۶ | | |
| Z-2a, Z-1a, H-2, G-1a, U-2, C-1c, F-2, O-1a | J-1a J-1b | سیستم ناوبری (مسیریاب) | ۷ | | |





| نقشه های مرتبط | نقشه های اصلی | عنوان نقشه | زیر بخش | بخش | دیف | | |
|---|--|---|---------|---------------------|-----|-------------------|----|
| C-1e, N-1a | A-1, Z-1a, Z-2a | آلترناتور و استارت | ۱ | آلترناتور و استارت | ۸ | | |
| B-1a, B-1b, U | B-7, C-1b | نمایشگر مقدار سوخت (بنزین سوز و گازسوز) | ۱ | نشانگرها و جلو آمپر | ۹ | | |
| I-2c, P, C-1c, Z-1b, Z-2b, B-1d, K-2d, O-1a, O-1b, U-2a, F-1, E-1, J-1b, N-1c, S, E-5, B-2b, N-1c, A-1, T, N-2a, B-2b | C-1a, C-1b, C-1c, C-1d, C-1e, C-1f, C-1g | صفحه نمایشگر (پشت آمپر) | ۲ | | | | |
| C-1a, C-1b, C-1c, C-1e, C-1f, C-1g | C-1d | نشانگر فشار روغن موتور | ۳ | | | | |
| G-1b | B-1c, C-1b | نشانگر دمای مایع خنک کننده | ۴ | | | | |
| C-1a, C-1d | C-1c | چراغ اخطار سطح روغن ترمز و ترمز دستی | ۵ | | | | |
| E-1 | E-7 | چراغهای جانبی (پارک و پلاک) | ۱ | | | | |
| I-2a/I-2c, P, E-7, C-1c | E-1, E-2 | چراغهای اصلی و تنظیم ارتفاع چراغها | ۲ | | | | |
| C-1d | E-5 | مه شکن جلو و عقب | ۳ | | | | |
| Z-1b, Z-2b, J-1a/J-1b, H-1, H-2b | F-2 | چراغ دنده عقب | ۴ | سیستم روشنایی | ۱۰ | | |
| N-2a, N-2b, C-1c | F-1 | راهنما و فلاشر | ۵ | | | | |
| K-2d, N-2b | I-3 | چراغ سقفی | ۶ | | | | |
| N-1c, O-1a, B-1d, Z-1b, Z-2b | F-3 | چراغ ترمز | ۷ | | | | |
| C-1a, E-1 | I-2a, I-2b, I-2c | سیستم تنظیم نور چراغها و نمایشگرها | ۸ | | | | |
| B-2b, B-1c, O-1a, O-1b, Q, J-1b, C-1b, N-2a, N-1c | U-2a, U2b | نودها و یونیتها | ۱ | | | سیستم مالتی پلکس | ۱۱ |
| Z-1b, Z-2b, Z-1a, N-1a, N-1c, C-1e | B-2a, B-2b | گیربکس اتوماتیک | ۱ | | | سیستم انتقال قدرت | ۱۲ |
| | FB, JB | فیوزها و رله ها | ۱ | فیوزها و رله ها | ۱۳ | | |
| B-1a, Z-1a | A-2 | آپشن - Start+Stop | ۱ | آپشن | ۱۴ | | |
| F-2, J-1b | H-2 | آپشن - دوربین دنده عقب | ۲ | | | | |
| F-3, U | B-1d | آپشن - کروز کنترل | ۳ | | | | |
| | X-1, X-2, X-3, X-4 | اینترکانکتورها | ۱ | اینترکانکتور | ۱۵ | | |

General Wire Color Code

| Color | Code | Color | Code |
|------------|------|-------------|------|
| Black | B | Light Green | LG |
| Brown | BR | Orange | O |
| Dark blue | DL | Pink | P |
| Dark Green | DG | Red | R |
| Gray | GR | Sky Blue | SB |
| Green | G | Violet | V |
| Light blue | LB | White | W |
| Blue | L | Yellow | Y |

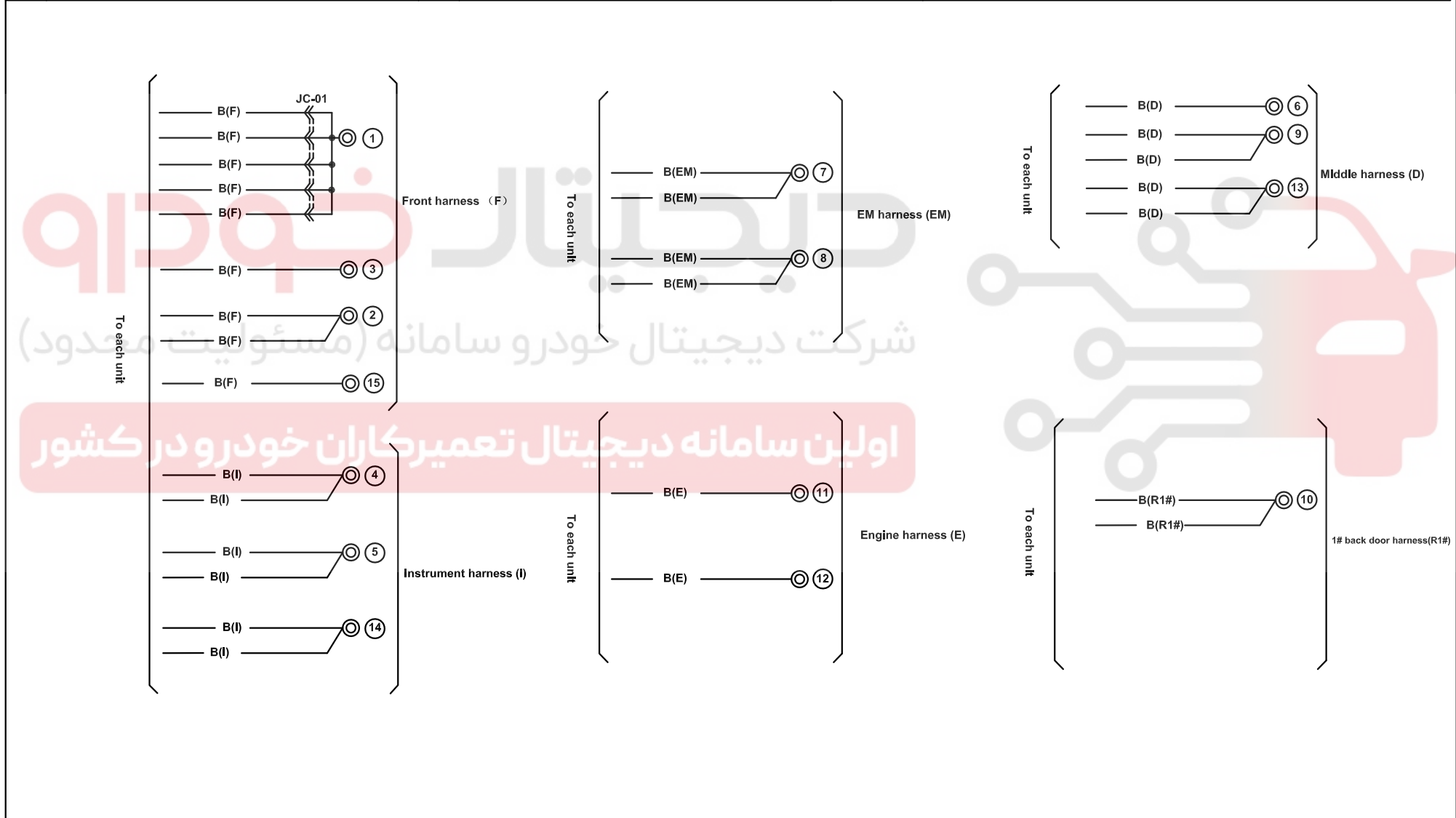
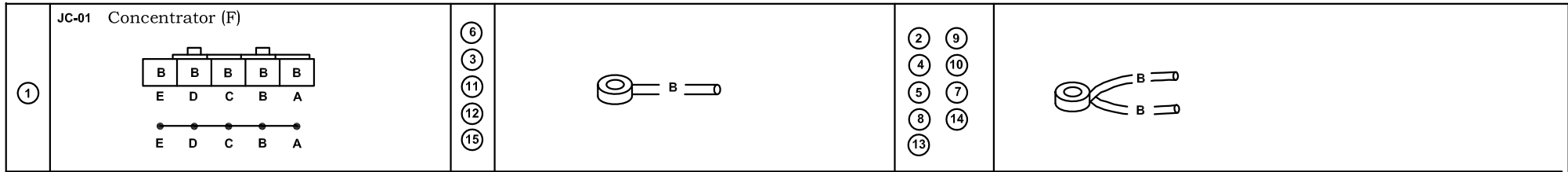
Reading Instruction For Wiring Diagram





Harness symbol

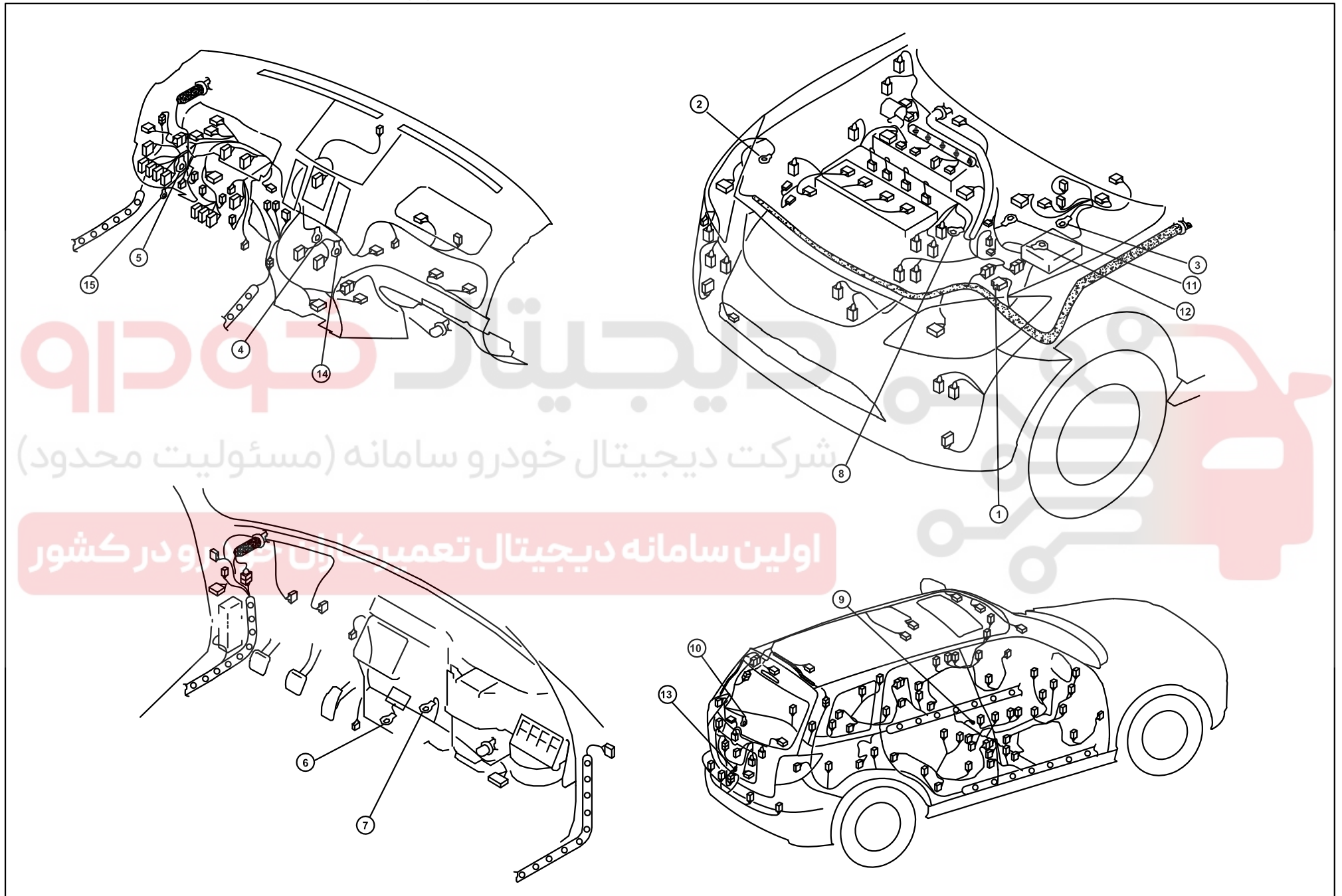
| Name | Symbol | Name | Symbol |
|--------------------------|--|-------------------------|--------|
| Front harness | F  | Grounding harness | EA |
| Engjne harness | E  | Interior harness | IN |
| EM harness | EM | Reversing radar harness | RA |
| Middle harness | D  | 2# Back door harness | R2# |
| Rear harness | R  | 1# Back door harness | R1# |
| Front left door harness | DR1 | | |
| Front right door harness | DR2 | | |
| Rear left door harness | DR3 | | |
| Rear right door harness | DR4 | | |
| Instrument harness | I | | |

Ground point

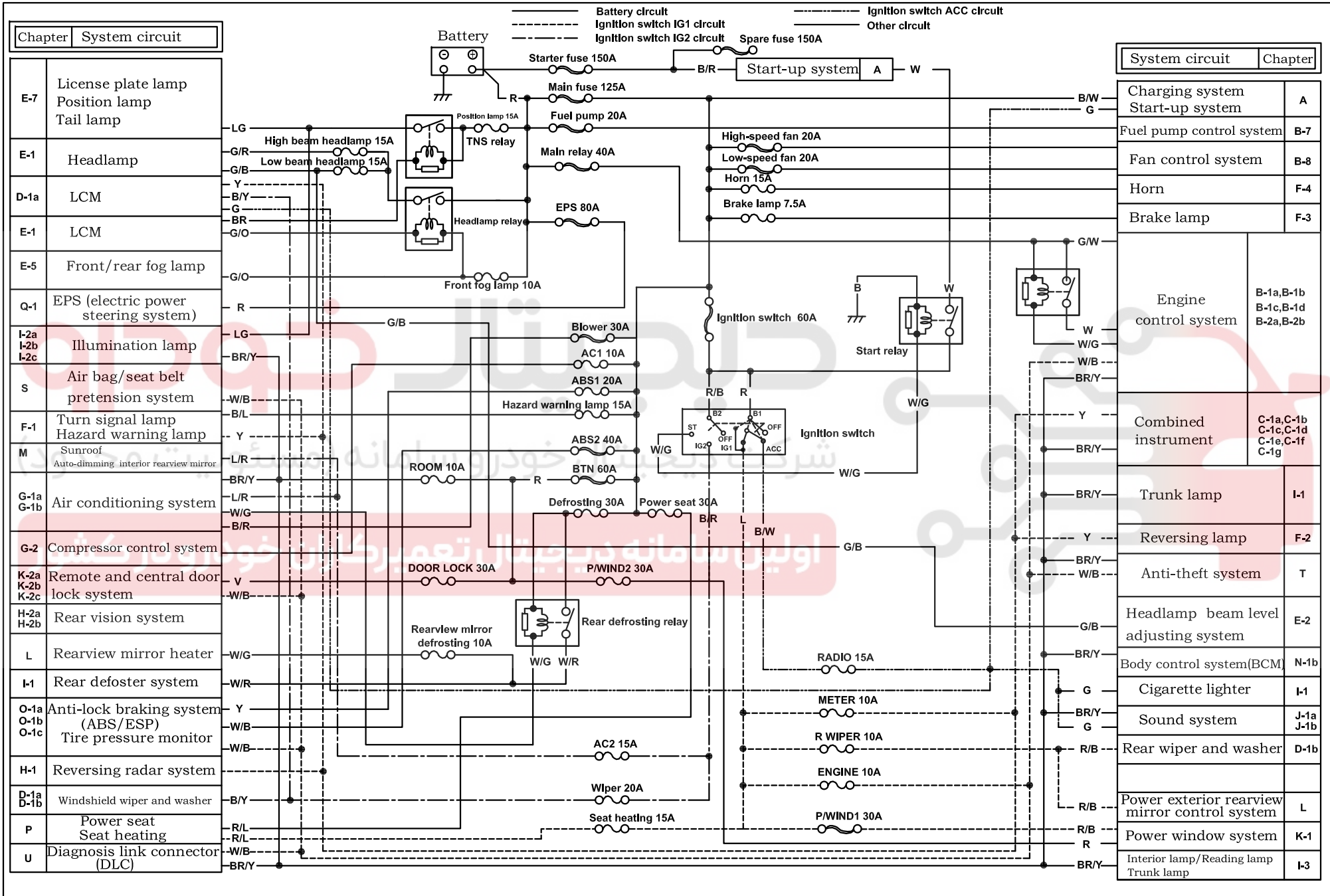
Y



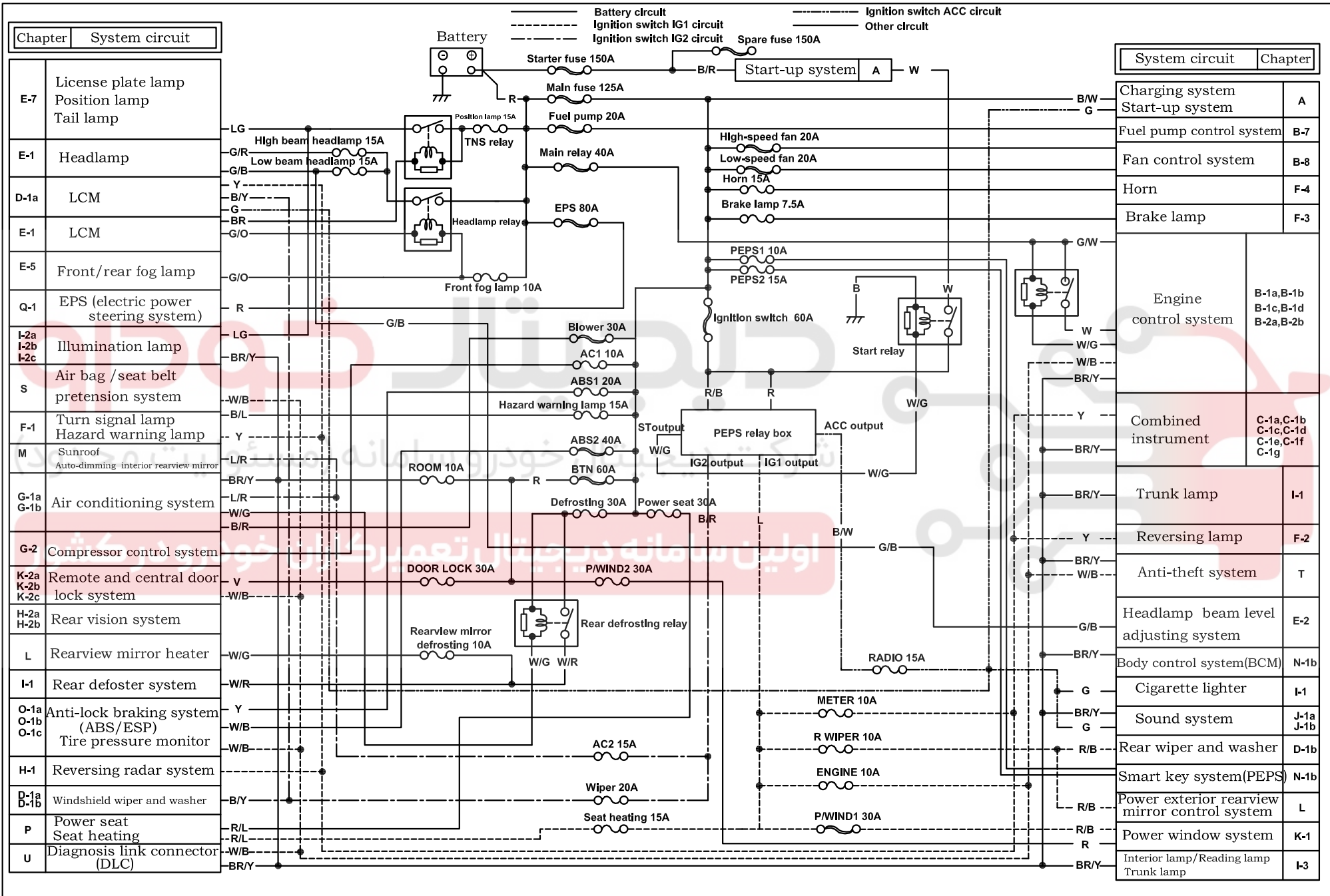
Harness mark:  (F)  (E)  (D)  (R)



Electric harness schematic (without smart key)

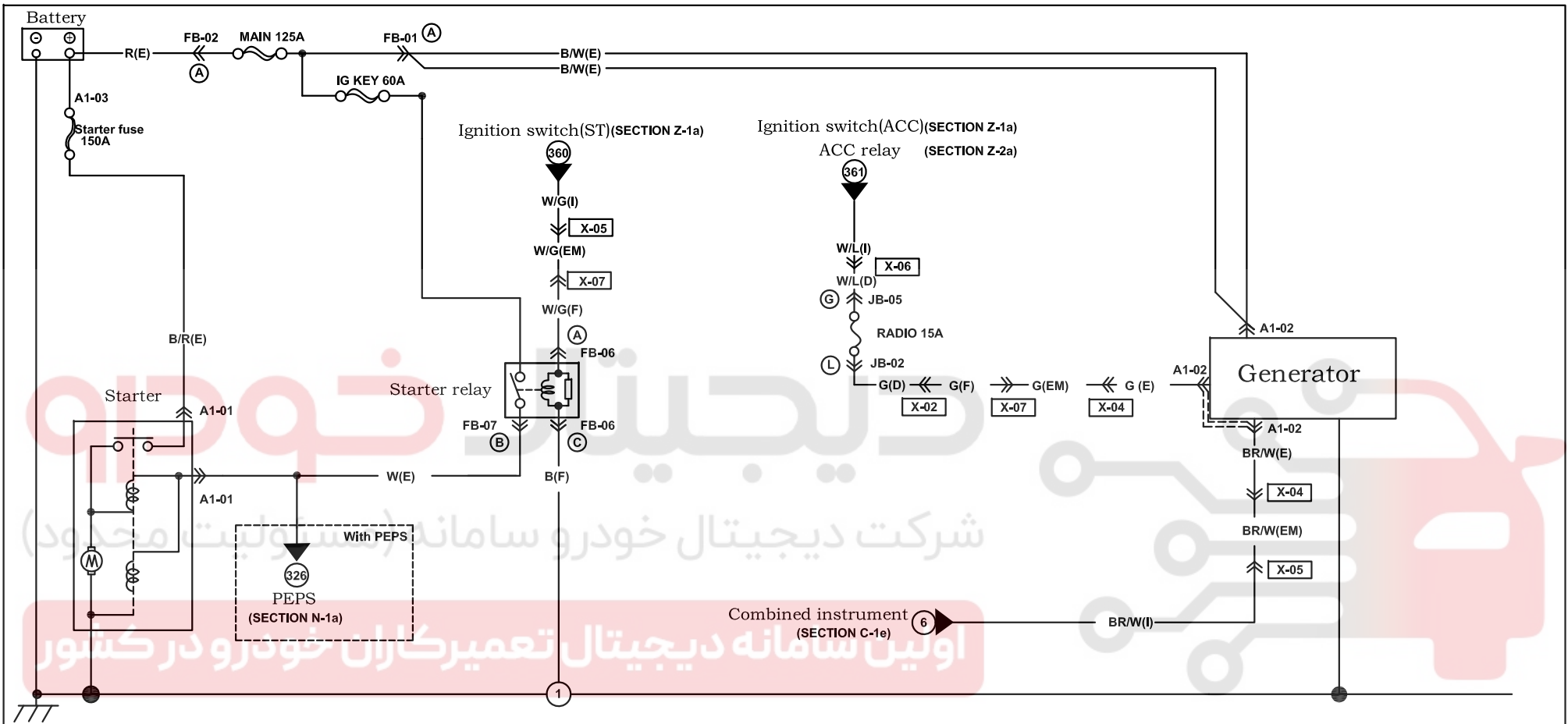


Electric harness schematic (with smart key)



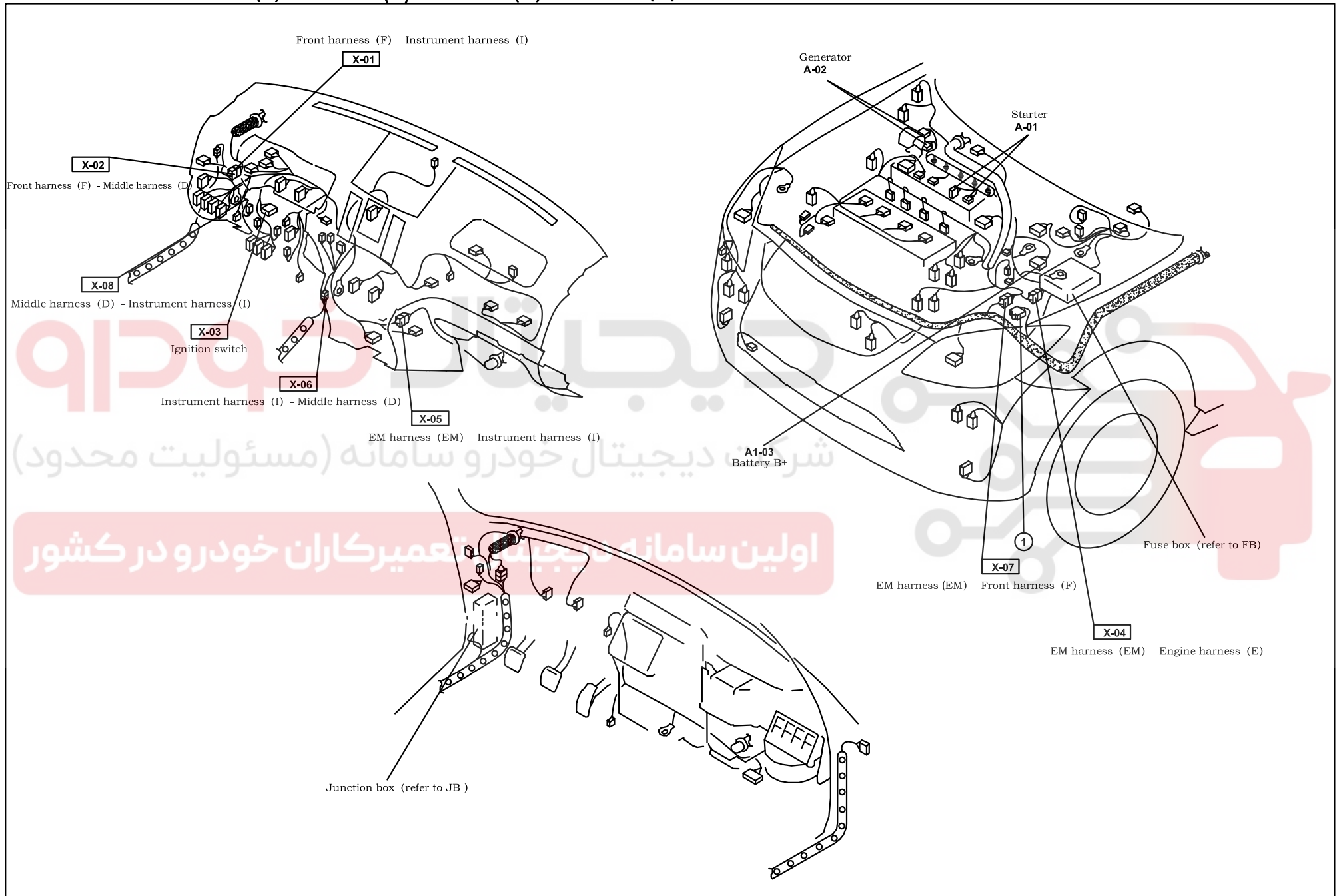
Charging system/start-up system

A-1



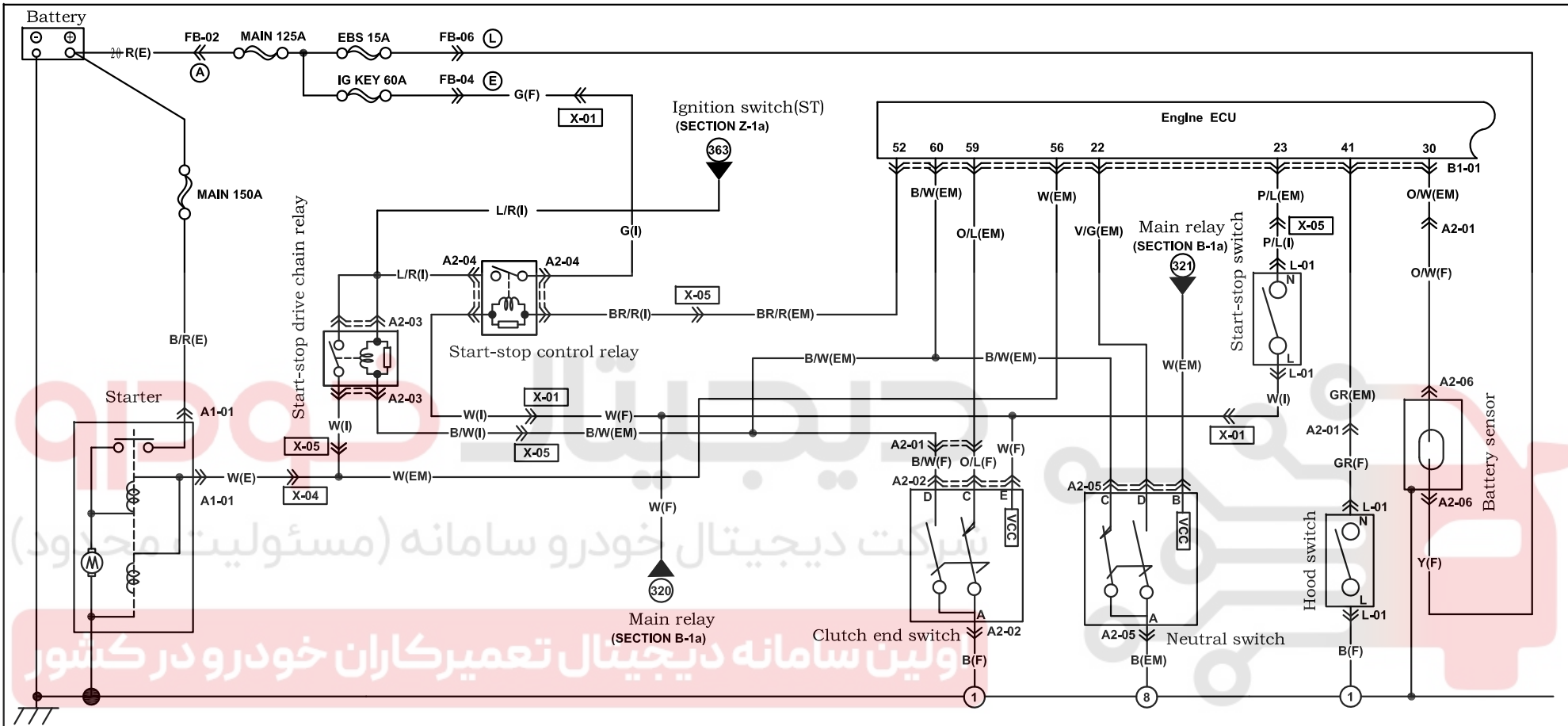
| | | | | | | |
|--------------------------|----------------------------|----------------------------|-----------------------------|--|--|--|
| <p>A1-01 Starter (E)</p> | <p>A1-02 Generator (E)</p> | <p>A1-02 Generator (E)</p> | <p>A1-03 Battery B+ (E)</p> | | | |
| | | | | | | |
| | | | | | | |

Harness mark:  (F)  (E)  (D)  (R)

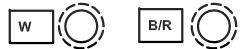


شرکت دیجیتال خودرو سامانه (مسئولیت محدود)
 اولین سامانه دیجیتال تعمیرکاران خودرو در کشور

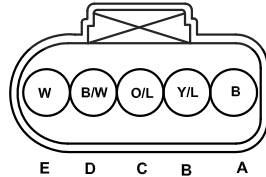
Start-stop start-up system



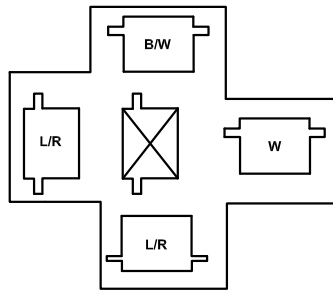
A1-01 Starter (E)



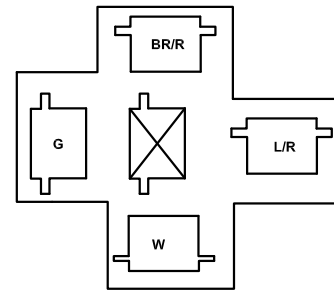
A2-02 Clutch switch (EM)



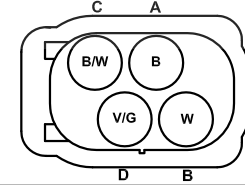
A2-03 Start-stop drive chain relay (EM)



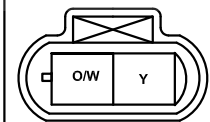
A2-04 Start-stop control relay (EM)



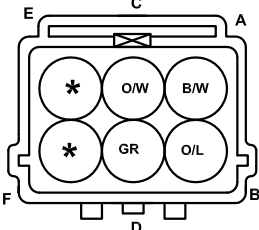
A2-05 Neutral switch (EM)



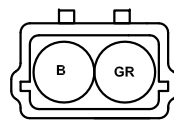
A2-06 Battery sensor (F)



A2-01 Start-stop connector (EM)



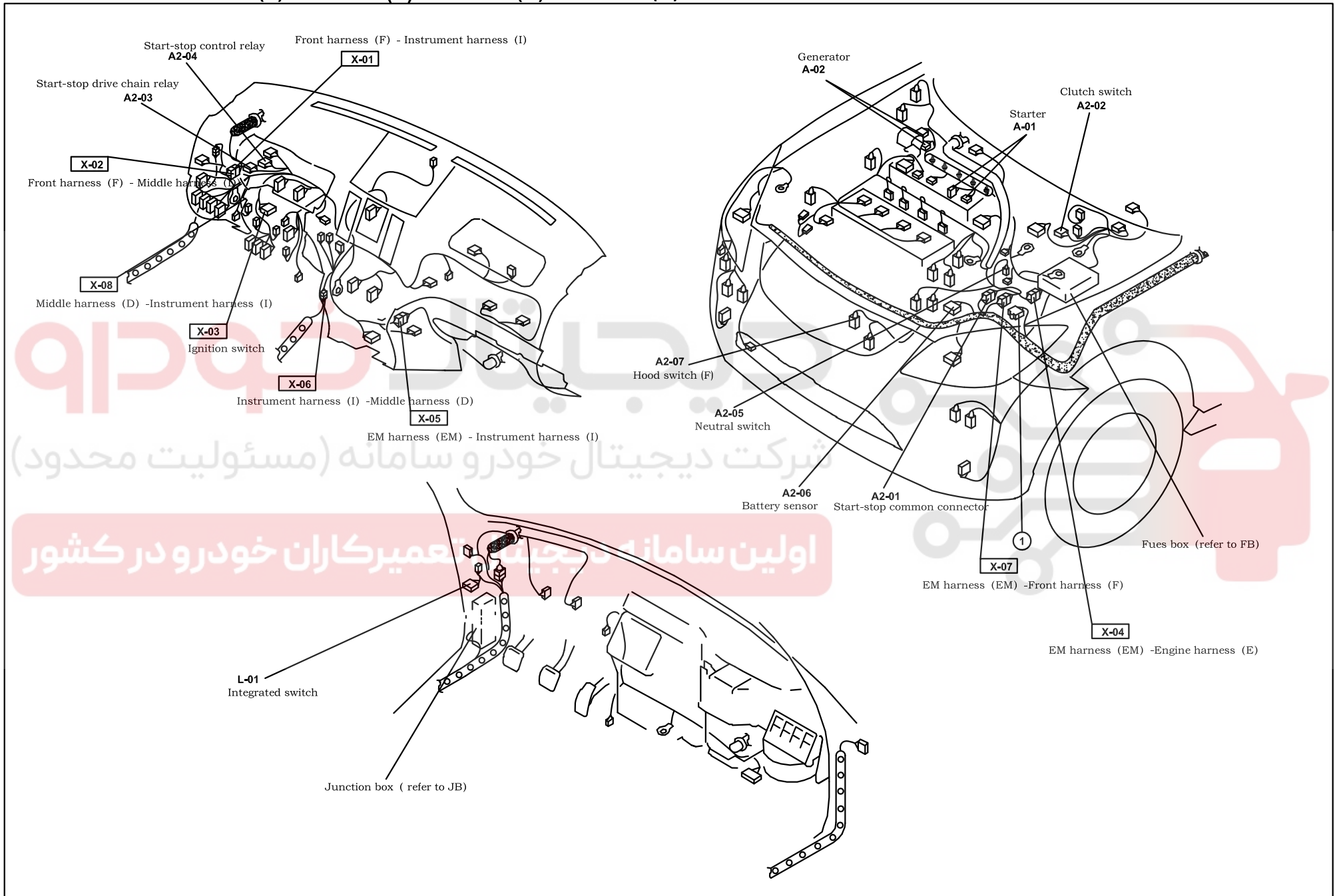
A2-07 Hood switch (F)



L-01 Integrated Switch (I) <> with start-stop





| | | | | | | | | | |
|-----|----|------|---------|---|-----|-----|---|-----|-----|
| S | Q | O | M | K | I | G | E | C | A |
| R/B | LG | LG/B | L/W | L | L/O | L/B | V | R/G | R/Y |
| B | P | G/B | * <P/L> | W | * | * | * | * | B |
| T | R | P | N | L | J | H | F | D | B |

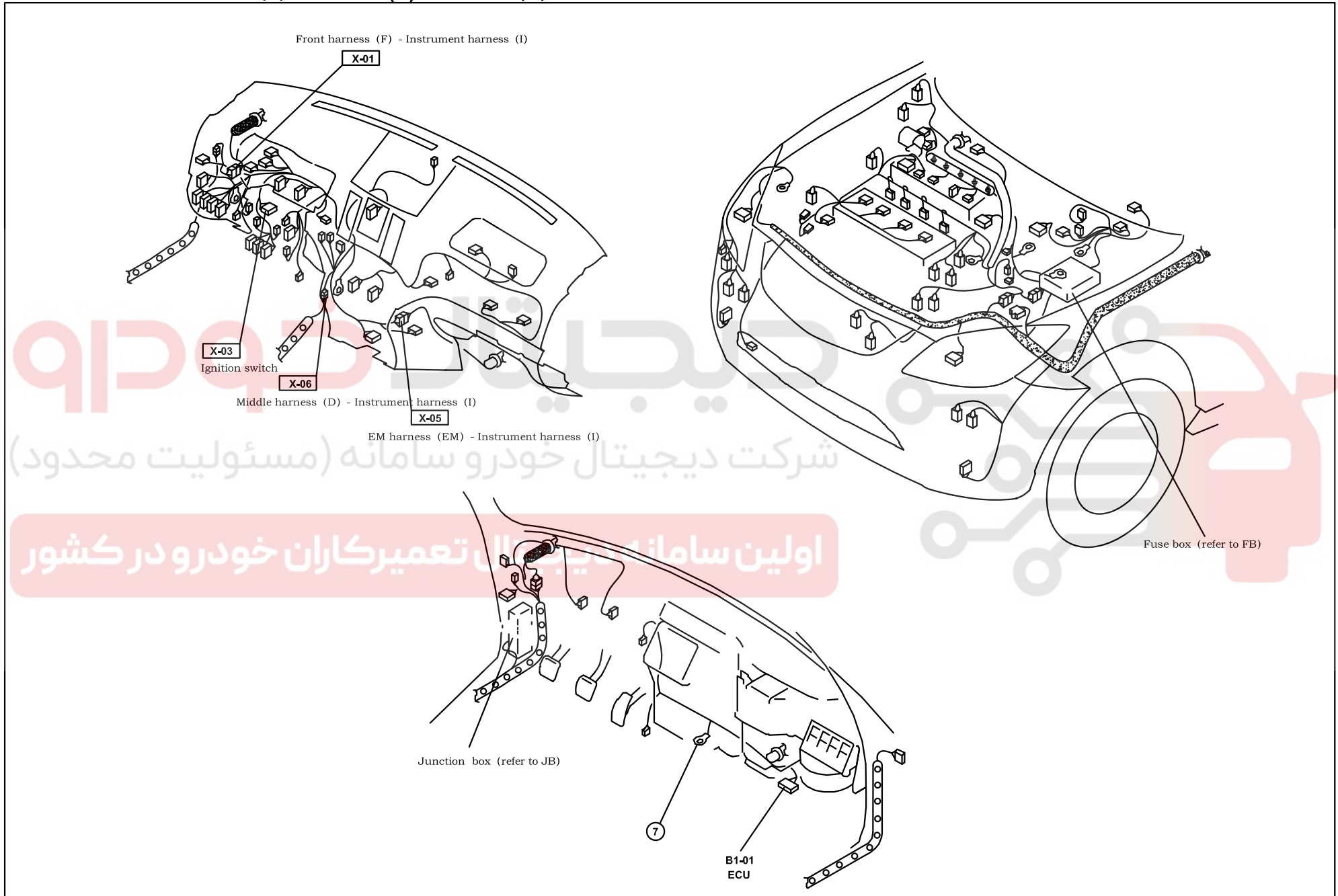
Harness mark:  (F)  (E)  (D)  (R)



شرکت دیجیتال خودرو سامانه (مسئولیت محدود)

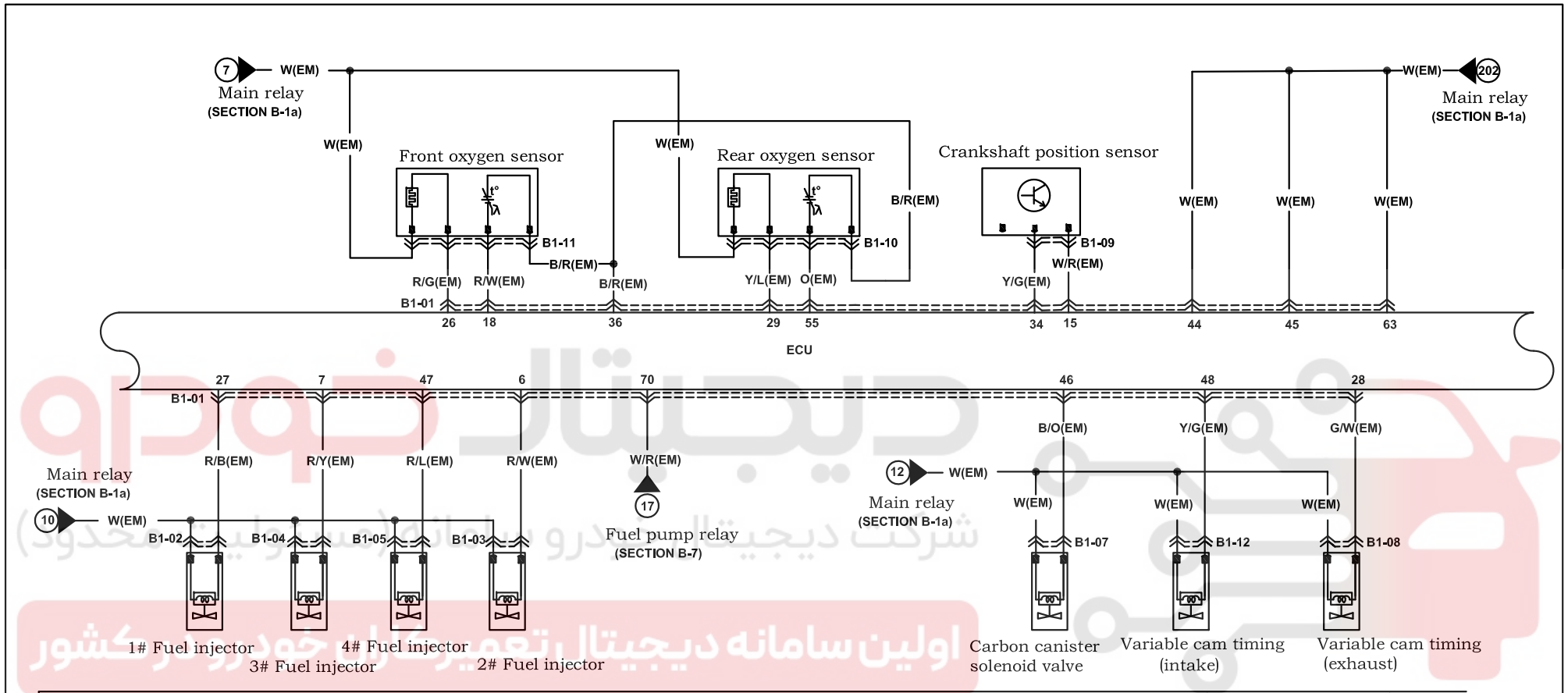
اولین سامانه دیجیتال تعمیرکاران خودرو در کشور

Harness mark:  (F)  (E)  (D)  (R)



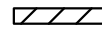


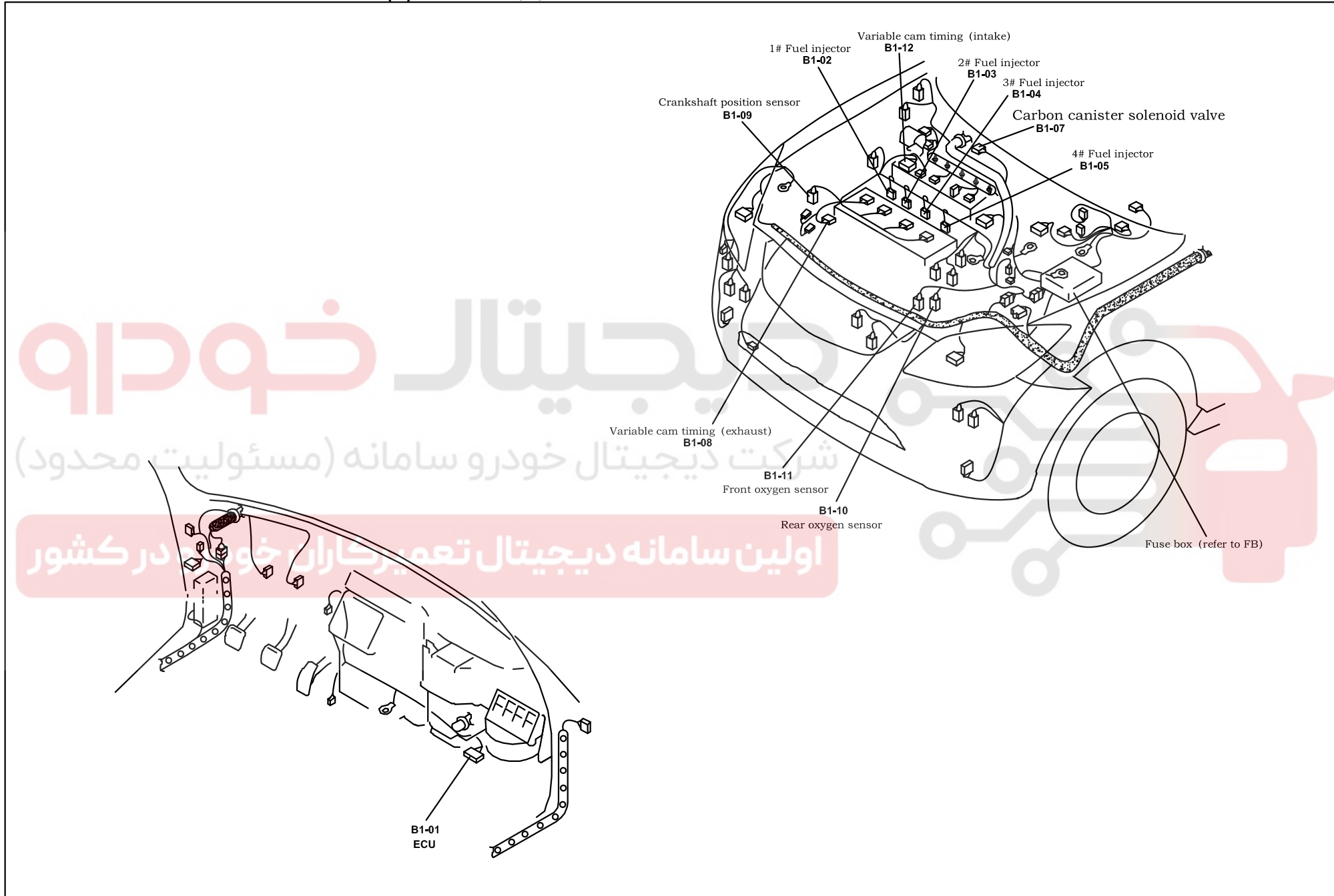
Engine control system (484Q)

B-1b



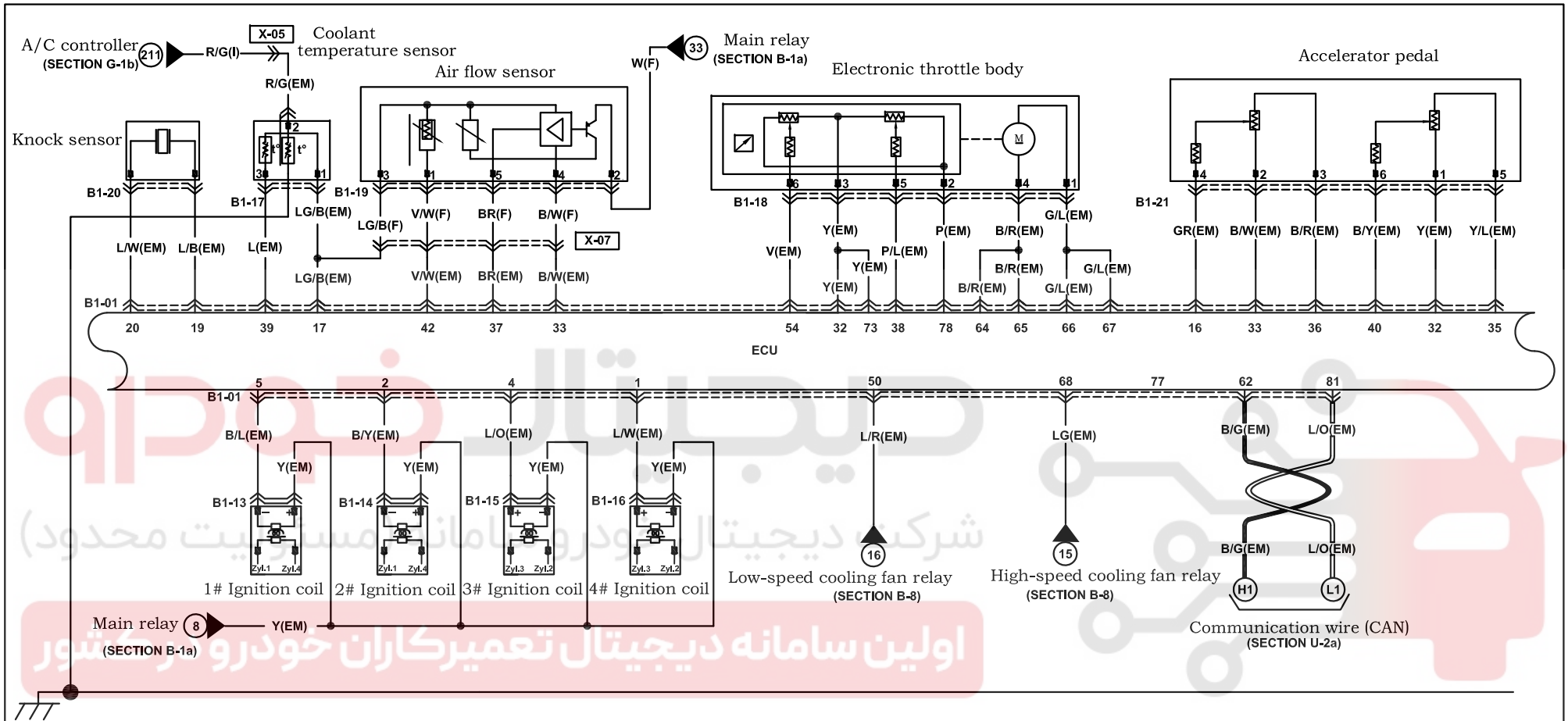
| | | | | | | | | | | | | | | | | | | | | | | | | | | | | | | | | | | | | | | | | | | | | | | | | | | | | | | | | | | | | | | | | | | | | | | | | | | | | | | | | | | | | | | | | | | | | | | | | | | | | | | | | | | | | | | | | | | | | | | | | | | | | | | | | | | | | | | | | | | | | | | | |
|--|-----|-------------------------------|------|----------------------------|-----|--------------------------------|------|--|------|-------------------------------|-----|--------------------------------------|-----|------|------|--------------------------------|------|-----|------|-----|-----|----|------|-----|-----|-----|---|-----|---|---|------|---|-----|---|-----|----|--|---|---|-----|-----|-----|---|-----|---|------|---|---|---|----|------|-----|------|------|---|-----|----|----|--|--|--|--|--|--|--|--|--|--|--|--|--|--|--|--|--|--|----|----|---|-----|-----|-----|-----|------|---|---|-----|-----|-----|-----|----|-----|---|-----|------|-----|------|----|--|-----|-----|------|---|---|-------|-----|-----|-----|-----|----|------|-----|-----|-----|-----|------|---|---|----|---|--|--|--|--|--|--|--|--|--|--|--|--|--|--|--|--|--|--|----|--|--|--|--|
| B1-01 ECU(EM) | | | | | | | | | | | | | | | | <> AT Model & Start-stop model | | | | | | | | | | | | | | | | | | | | | | | | | | | | | | | | | | | | | | | | | | | | | | | | | | | | | | | | | | | | | | | | | | | | | | | | | | | | | | | | | | | | | | | | | | | | | | | | | | | | | | | | | | | | | | | | | | | | | | | | | | | | | | | |
| <table border="1"> <tr> <td>63</td><td>W</td><td>B/R</td><td>B/R</td><td>G/L</td><td>G/L</td><td>LG</td><td>BR/Y</td><td>W/R</td><td>G/B</td><td>Y/G</td><td>Y</td><td>Y/L</td><td>G</td><td>*</td><td>&Y/R</td><td>P</td><td>W/L</td><td>B</td><td>L/O</td> <td>81</td> </tr> <tr> <td></td><td>W</td><td>W</td><td>B/O</td><td>R/L</td><td>Y/G</td><td>*</td><td>L/R</td><td>B</td><td>&B/R</td><td>B</td><td>V</td><td>O</td><td>&W</td><td>LG/R</td><td>B/L</td><td>&O/L</td><td>&B/W</td><td>B</td><td>B/G</td> <td>62</td> </tr> <tr> <td>44</td><td colspan="18"></td><td>62</td> </tr> <tr> <td>25</td><td>*</td><td>R/G</td><td>R/B</td><td>G/W</td><td>Y/L</td><td>&O/W</td><td>*</td><td>Y</td><td>B/W</td><td>Y/G</td><td>Y/L</td><td>B/R</td><td>BR</td><td>P/L</td><td>L</td><td>B/Y</td><td>&G/R</td><td>V/W</td><td>&P/G</td> <td>43</td> </tr> <tr> <td></td><td>R/W</td><td>R/Y</td><td>GR/L</td><td>*</td><td>*</td><td>&GR/R</td><td>G/W</td><td>W/B</td><td>W/G</td><td>W/R</td><td>GR</td><td>LG/B</td><td>R/W</td><td>L/B</td><td>L/W</td><td>R/G</td><td>&V/G</td><td>*</td><td>*</td> <td>24</td> </tr> <tr> <td>6</td><td colspan="18"></td><td>24</td> </tr> </table> | | | | | | | | | | | | | | | | 63 | W | B/R | B/R | G/L | G/L | LG | BR/Y | W/R | G/B | Y/G | Y | Y/L | G | * | &Y/R | P | W/L | B | L/O | 81 | | W | W | B/O | R/L | Y/G | * | L/R | B | &B/R | B | V | O | &W | LG/R | B/L | &O/L | &B/W | B | B/G | 62 | 44 | | | | | | | | | | | | | | | | | | | 62 | 25 | * | R/G | R/B | G/W | Y/L | &O/W | * | Y | B/W | Y/G | Y/L | B/R | BR | P/L | L | B/Y | &G/R | V/W | &P/G | 43 | | R/W | R/Y | GR/L | * | * | &GR/R | G/W | W/B | W/G | W/R | GR | LG/B | R/W | L/B | L/W | R/G | &V/G | * | * | 24 | 6 | | | | | | | | | | | | | | | | | | | 24 | | | | |
| 63 | W | B/R | B/R | G/L | G/L | LG | BR/Y | W/R | G/B | Y/G | Y | Y/L | G | * | &Y/R | P | W/L | B | L/O | 81 | | | | | | | | | | | | | | | | | | | | | | | | | | | | | | | | | | | | | | | | | | | | | | | | | | | | | | | | | | | | | | | | | | | | | | | | | | | | | | | | | | | | | | | | | | | | | | | | | | | | | | | | | | | | | | | | | | | | | | | | | | | |
| | W | W | B/O | R/L | Y/G | * | L/R | B | &B/R | B | V | O | &W | LG/R | B/L | &O/L | &B/W | B | B/G | 62 | | | | | | | | | | | | | | | | | | | | | | | | | | | | | | | | | | | | | | | | | | | | | | | | | | | | | | | | | | | | | | | | | | | | | | | | | | | | | | | | | | | | | | | | | | | | | | | | | | | | | | | | | | | | | | | | | | | | | | | | | | | |
| 44 | | | | | | | | | | | | | | | | | | | 62 | | | | | | | | | | | | | | | | | | | | | | | | | | | | | | | | | | | | | | | | | | | | | | | | | | | | | | | | | | | | | | | | | | | | | | | | | | | | | | | | | | | | | | | | | | | | | | | | | | | | | | | | | | | | | | | | | | | | | | | | | | | | |
| 25 | * | R/G | R/B | G/W | Y/L | &O/W | * | Y | B/W | Y/G | Y/L | B/R | BR | P/L | L | B/Y | &G/R | V/W | &P/G | 43 | | | | | | | | | | | | | | | | | | | | | | | | | | | | | | | | | | | | | | | | | | | | | | | | | | | | | | | | | | | | | | | | | | | | | | | | | | | | | | | | | | | | | | | | | | | | | | | | | | | | | | | | | | | | | | | | | | | | | | | | | | | |
| | R/W | R/Y | GR/L | * | * | &GR/R | G/W | W/B | W/G | W/R | GR | LG/B | R/W | L/B | L/W | R/G | &V/G | * | * | 24 | | | | | | | | | | | | | | | | | | | | | | | | | | | | | | | | | | | | | | | | | | | | | | | | | | | | | | | | | | | | | | | | | | | | | | | | | | | | | | | | | | | | | | | | | | | | | | | | | | | | | | | | | | | | | | | | | | | | | | | | | | | |
| 6 | | | | | | | | | | | | | | | | | | | 24 | | | | | | | | | | | | | | | | | | | | | | | | | | | | | | | | | | | | | | | | | | | | | | | | | | | | | | | | | | | | | | | | | | | | | | | | | | | | | | | | | | | | | | | | | | | | | | | | | | | | | | | | | | | | | | | | | | | | | | | | | | | | |
| B1-02 1# Fuel injector(EM) | | B1-03 2# Fuel injector(EM) | | B1-04 3# Fuel injector(EM) | | B1-05 4# Fuel injector(EM) | | B1-07 Carbon canister solenoid valve(EM) | | B1-08 Variable cam timing(EM) | | B1-09 Crankshaft position sensor(EM) | | | | | | | | | | | | | | | | | | | | | | | | | | | | | | | | | | | | | | | | | | | | | | | | | | | | | | | | | | | | | | | | | | | | | | | | | | | | | | | | | | | | | | | | | | | | | | | | | | | | | | | | | | | | | | | | | | | | | | | | | | | | | | | | | | | |
| | | | | | | | | | | | | | | | | | | | | | | | | | | | | | | | | | | | | | | | | | | | | | | | | | | | | | | | | | | | | | | | | | | | | | | | | | | | | | | | | | | | | | | | | | | | | | | | | | | | | | | | | | | | | | | | | | | | | | | | | | | | | | | | | | | | | | | | | | | | | | | | |
| B1-10 Rear oxygen sensor(EM) | | B1-11 Front oxygen sensor(EM) | | | | B1-12 Variable cam timing (EM) | | | | | | | | | | | | | | | | | | | | | | | | | | | | | | | | | | | | | | | | | | | | | | | | | | | | | | | | | | | | | | | | | | | | | | | | | | | | | | | | | | | | | | | | | | | | | | | | | | | | | | | | | | | | | | | | | | | | | | | | | | | | | | | | | | | | | | | | | |
| | | | | | | | | | | | | | | | | | | | | | | | | | | | | | | | | | | | | | | | | | | | | | | | | | | | | | | | | | | | | | | | | | | | | | | | | | | | | | | | | | | | | | | | | | | | | | | | | | | | | | | | | | | | | | | | | | | | | | | | | | | | | | | | | | | | | | | | | | | | | | | | |

Harness mark:  (F)  (E)  (D)  (R)



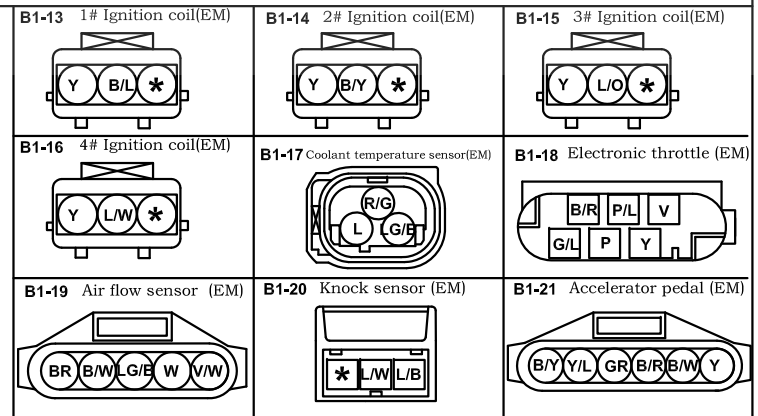
Engine control system (484Q)

B-1c







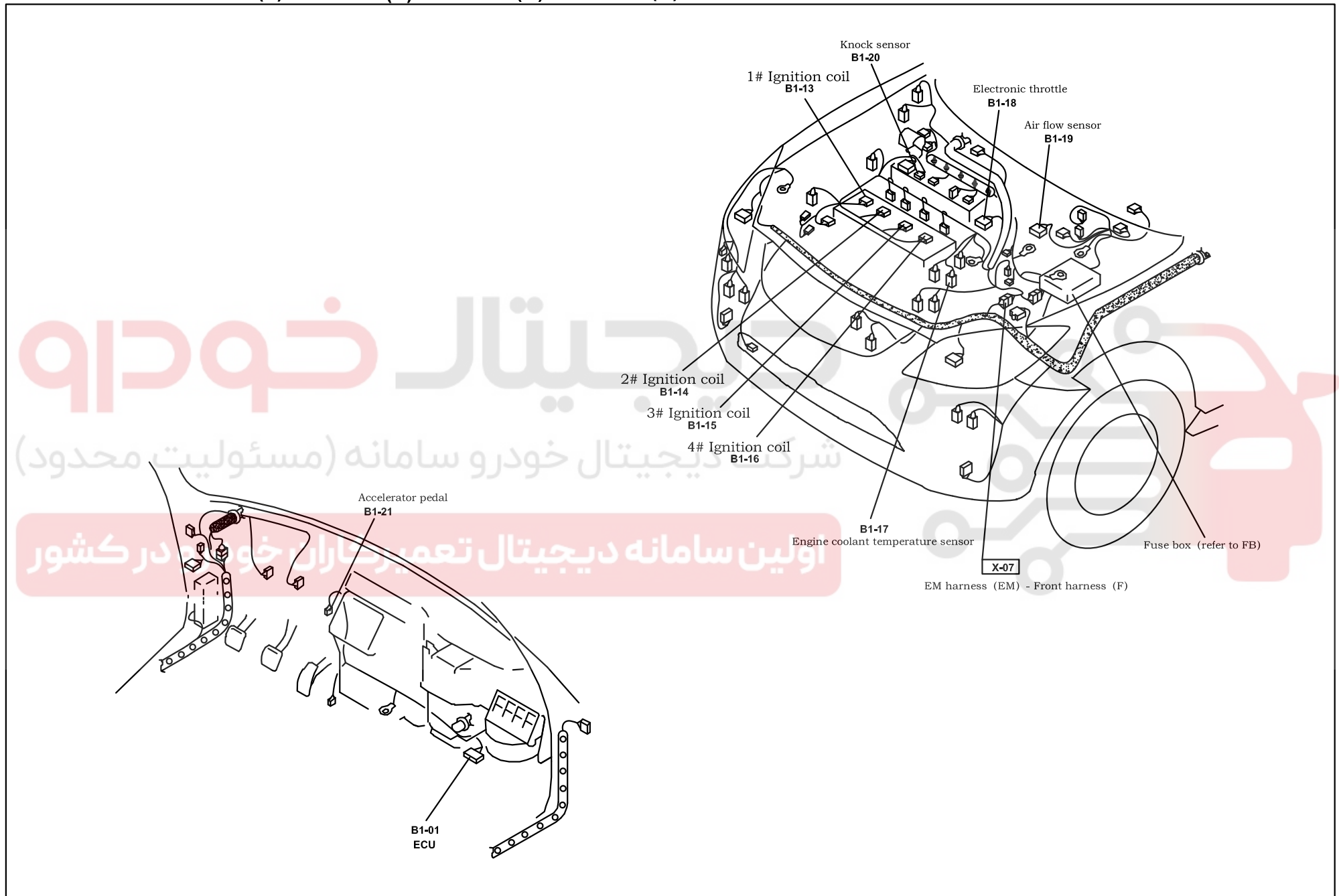
B1-01 ECU(EM)

<> AT Model & Start-stop model



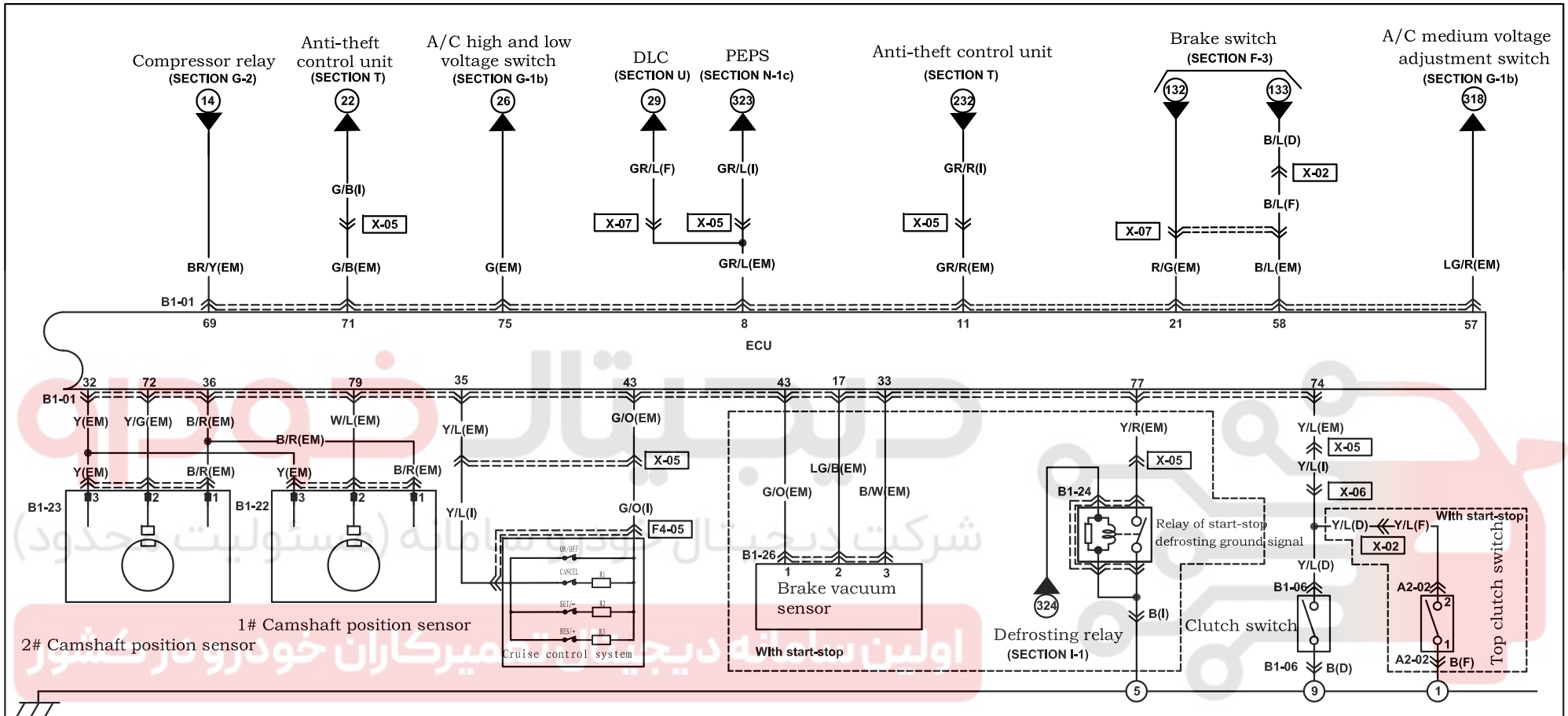
| | | | | | | | | | | | | | | | | | | | | |
|----|-----|-----|------|-----|-----|-------|------|-----|------|-----|-----|------|-----|------|------|----------|------|-----|------|----|
| 63 | W | B/R | B/R | G/L | G/L | LG | BR/Y | W/R | G/B | Y/G | Y | Y/L | G | * | &Y/R | P | W/L | B | L/O | 81 |
| | W | W | B/O | R/L | Y/G | * | L/R | B | &B/R | B | V | O | &W | LG/R | B/L | &O/L&B/W | B | B/G | | |
| 44 | | | | | | | | | | | | | | | | | | | | 62 |
| 25 | * | R/G | R/B | G/W | Y/L | &Q/W | * | Y | B/W | Y/G | Y/L | B/R | BR | P/L | L | B/Y | &G/R | V/W | &P/G | 43 |
| | R/W | R/Y | GR/L | * | * | &GR/R | G/W | W/B | W/G | W/R | GR | LG/B | R/W | L/B | L/W | R/G | &V/G | * | * | 24 |
| 6 | | | | | | | | | | | | | | | | | | | | |

Harness mark:  (F)  (E)  (D)  (R)



Engine control system (484Q)

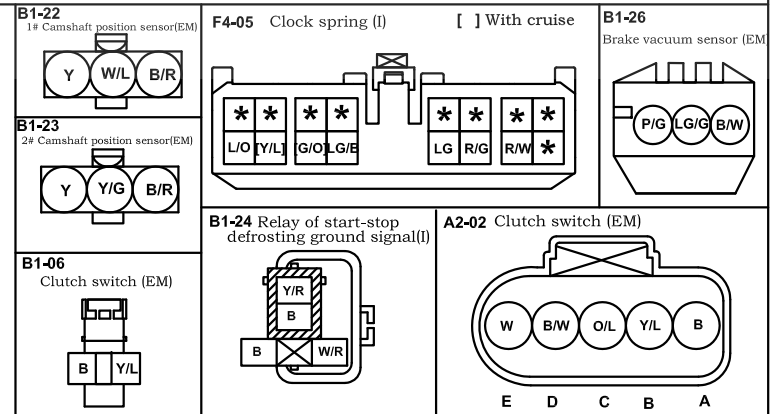
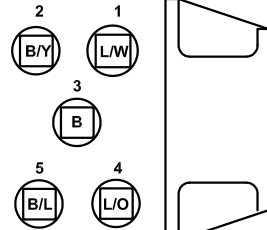
B-1d

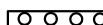


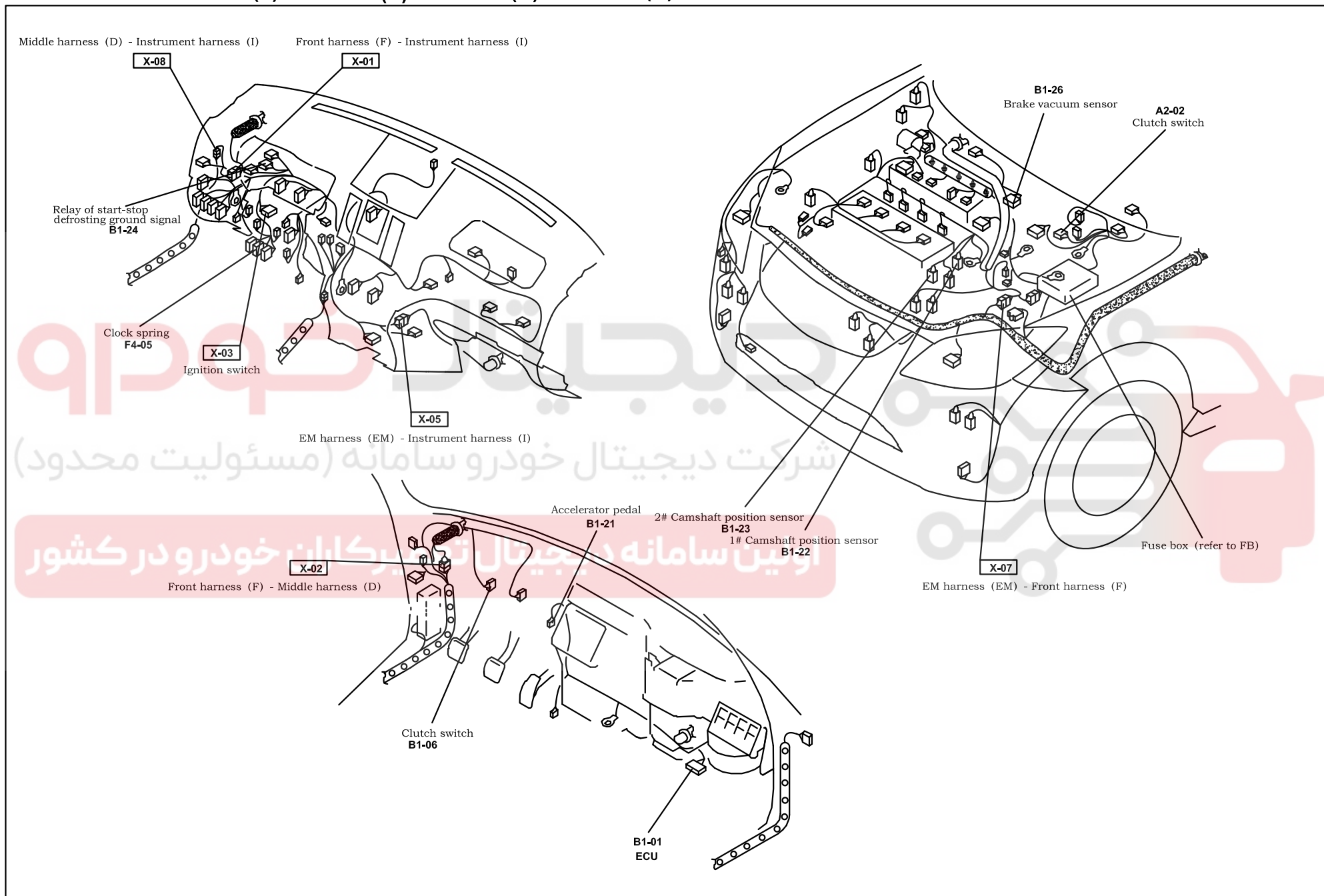
B1-01 ECU(EM)

< > AT Model & Start-stop model

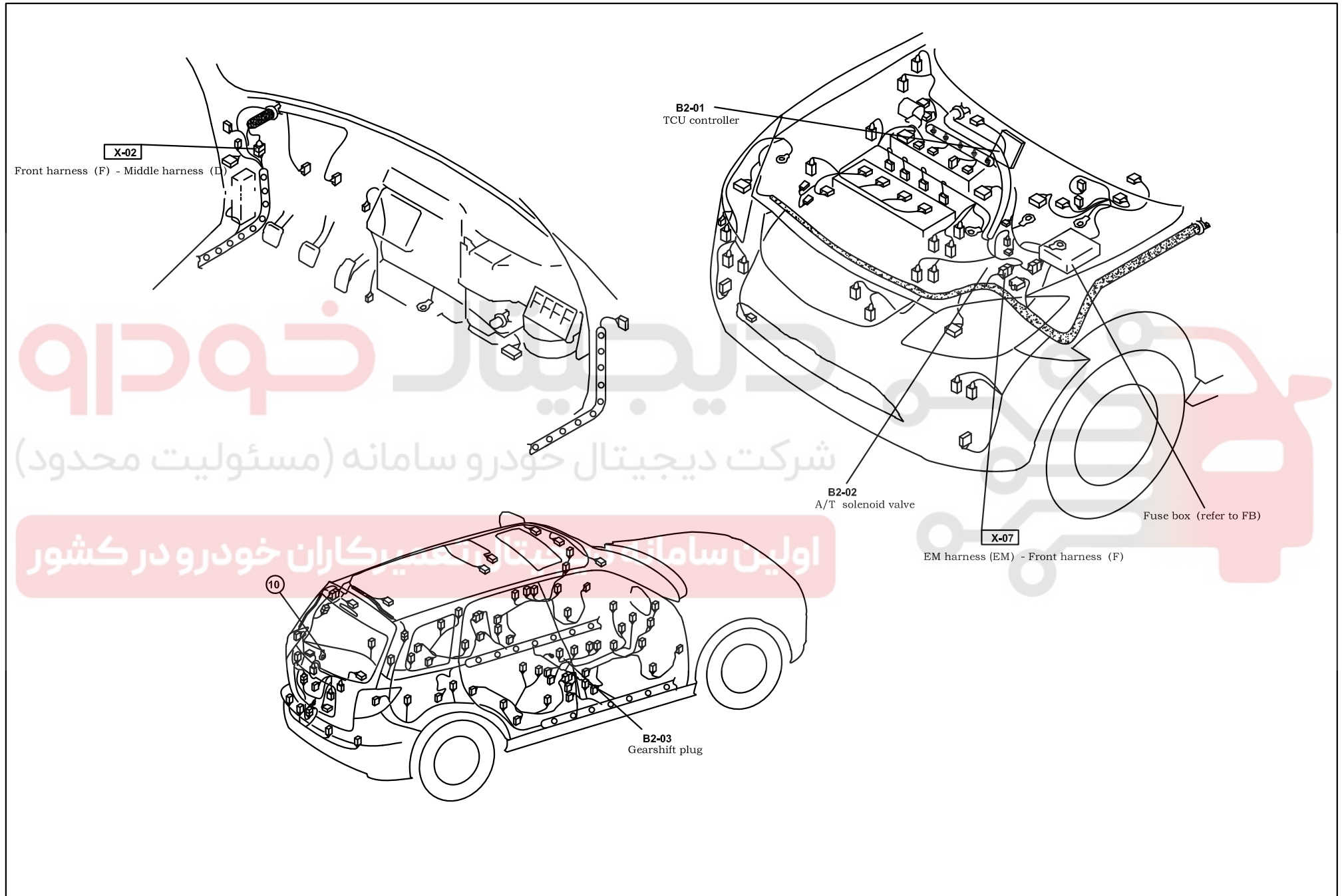
| | | | | | | | | | | | | | | | | | | | | |
|----|-----|-----|------|-----|-----|------|------|-----|------|-----|-----|------|-----|------|------|------|------|-----|------|----|
| 63 | W | B/R | B/R | G/L | G/L | LG | BR/Y | W/R | G/B | Y/G | Y | Y/L | G | * | &Y/R | P | W/L | B | L/O | 81 |
| | W | W | B/O | R/L | Y/G | * | L/R | B | &B/R | B | V | O | &W | LG/R | B/L | &O/L | &B/W | B | B/G | 62 |
| 44 | | | | | | | | | | | | | | | | | | | | |
| 25 | * | R/G | R/B | G/W | Y/L | &Q/W | * | Y | B/W | Y/G | Y/L | B/R | BR | P/L | L | B/Y | &G/R | V/W | &P/G | 43 |
| | R/W | R/Y | GR/L | * | * | &G/R | G/W | W/B | W/G | W/R | GR | LG/B | R/W | L/B | L/W | R/G | &V/G | * | * | 24 |
| 6 | | | | | | | | | | | | | | | | | | | | |




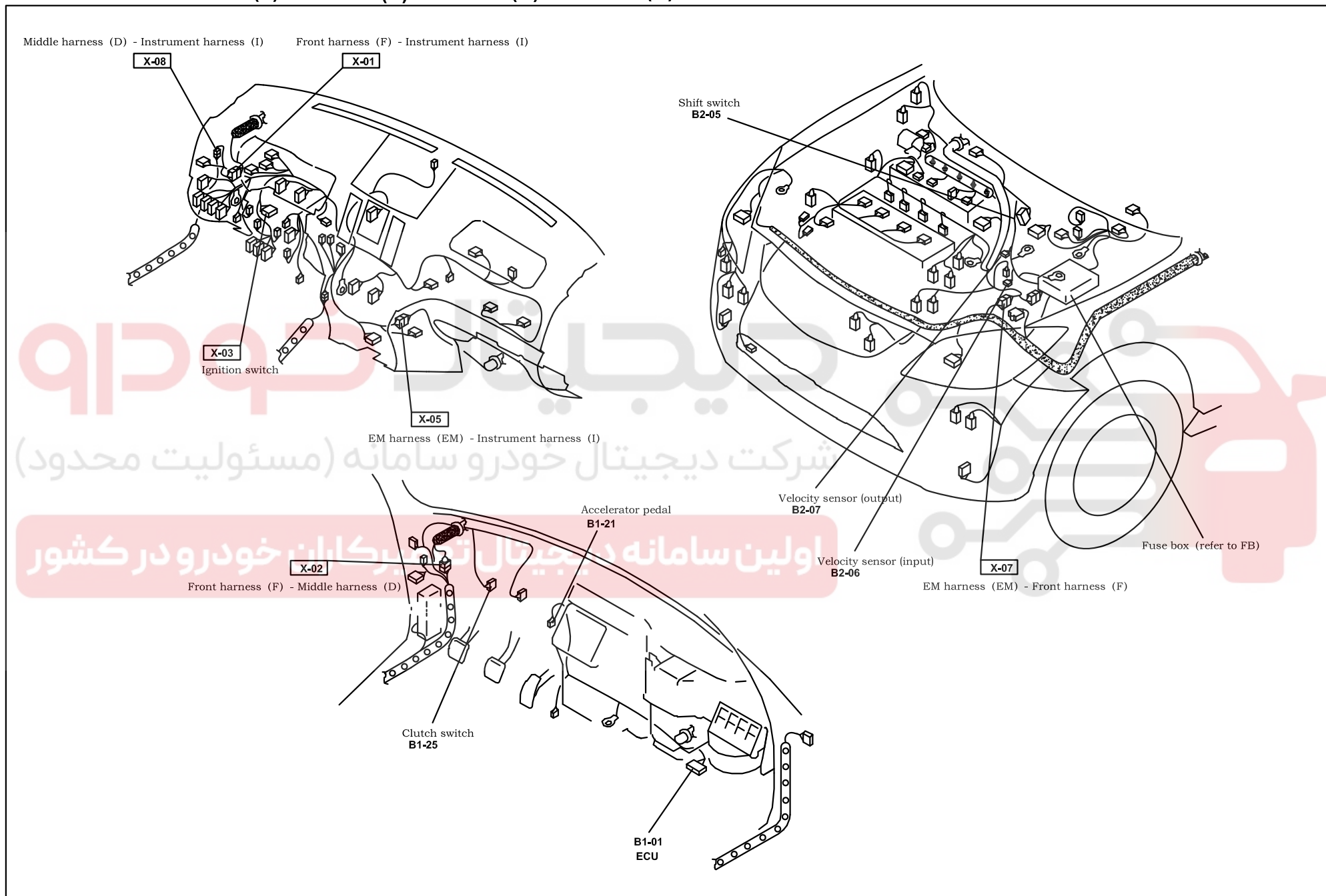
Harness mark:  (F)  (E)  (D)  (R)



Harness mark:  (F)  (E)  (D)  (R)



Harness mark:  (F)  (E)  (D)  (R)



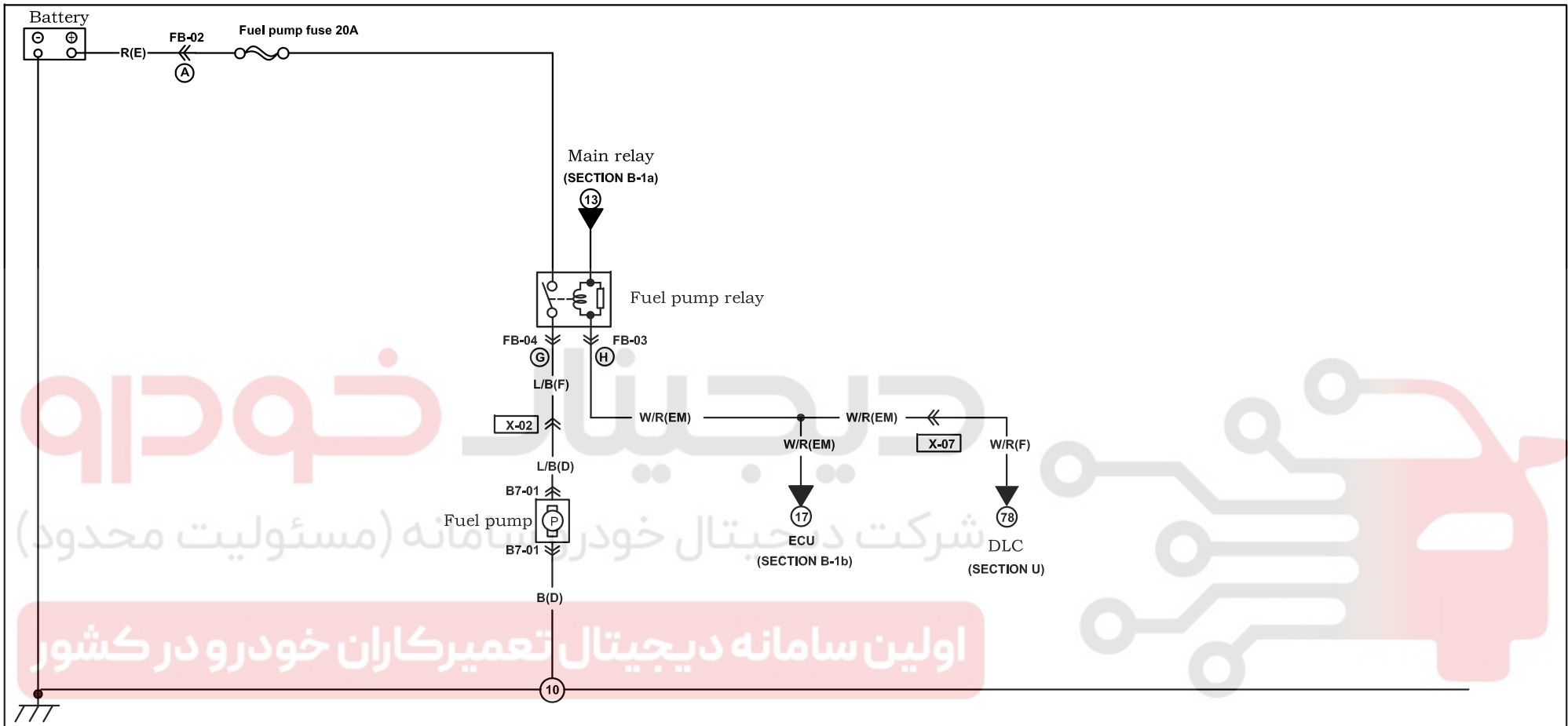
دیجیتال خودرو

شرکت دیجیتال خودرو سامانه (مسئولیت محدود)

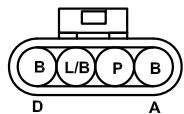
اولین سامانه دیجیتال برای مکانیکان خودرو در کشور

Fuel pump control system

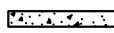

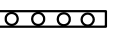
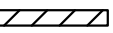
B-7

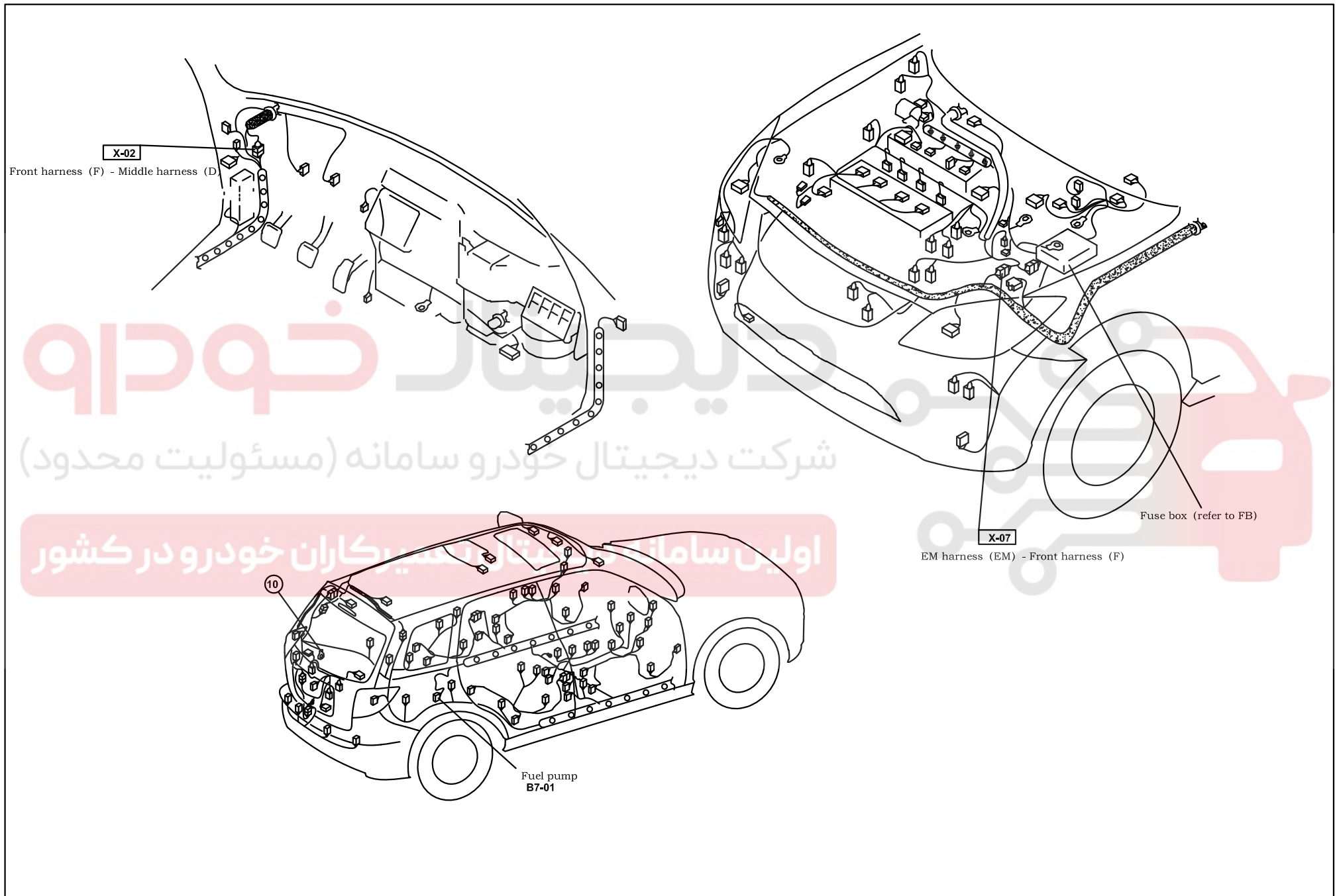


B7-01 Fuel pump (D)

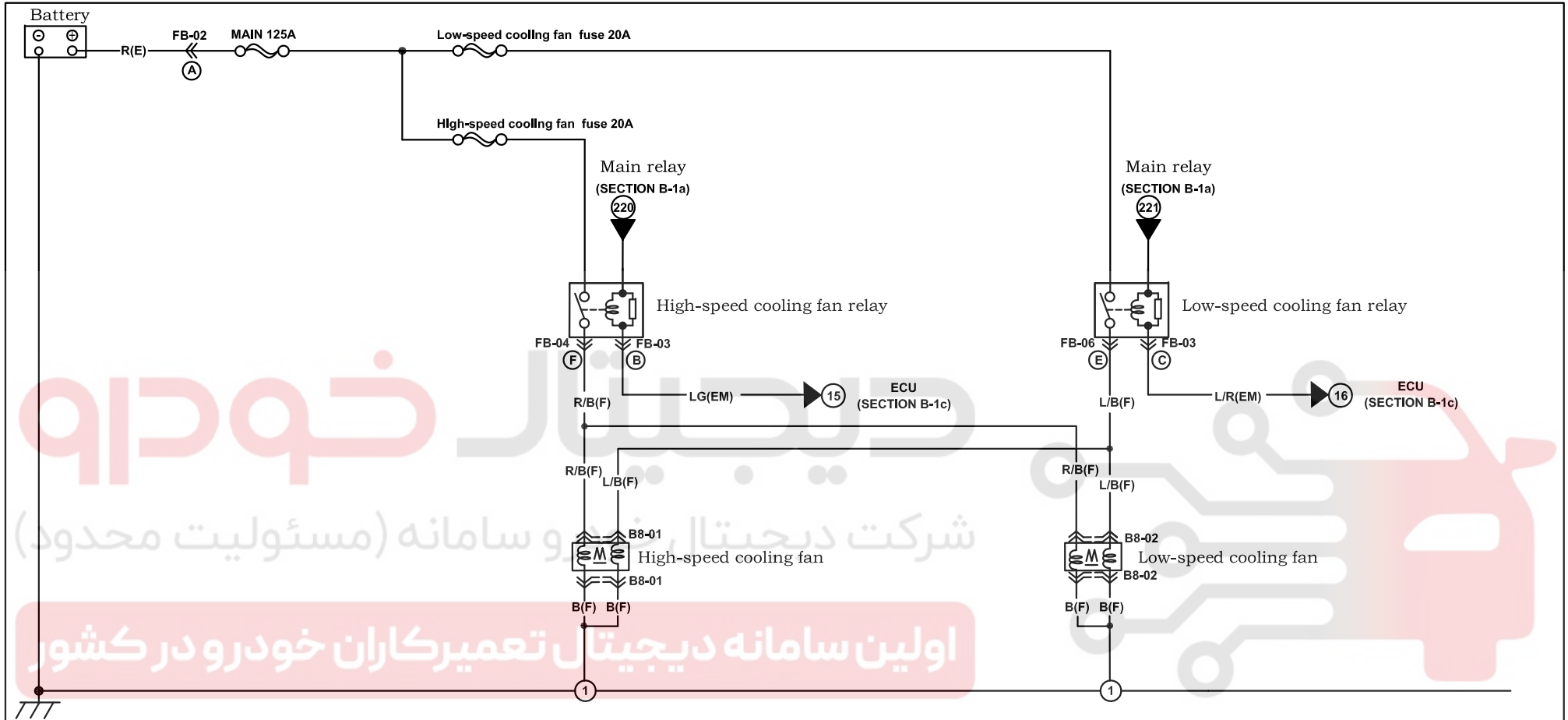


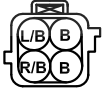
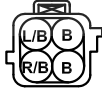
| | | | | | |
|--|--|--|--|--|--|
| | | | | | |
| | | | | | |
| | | | | | |

Harness mark:  (F)  (E)  (D)  (R)

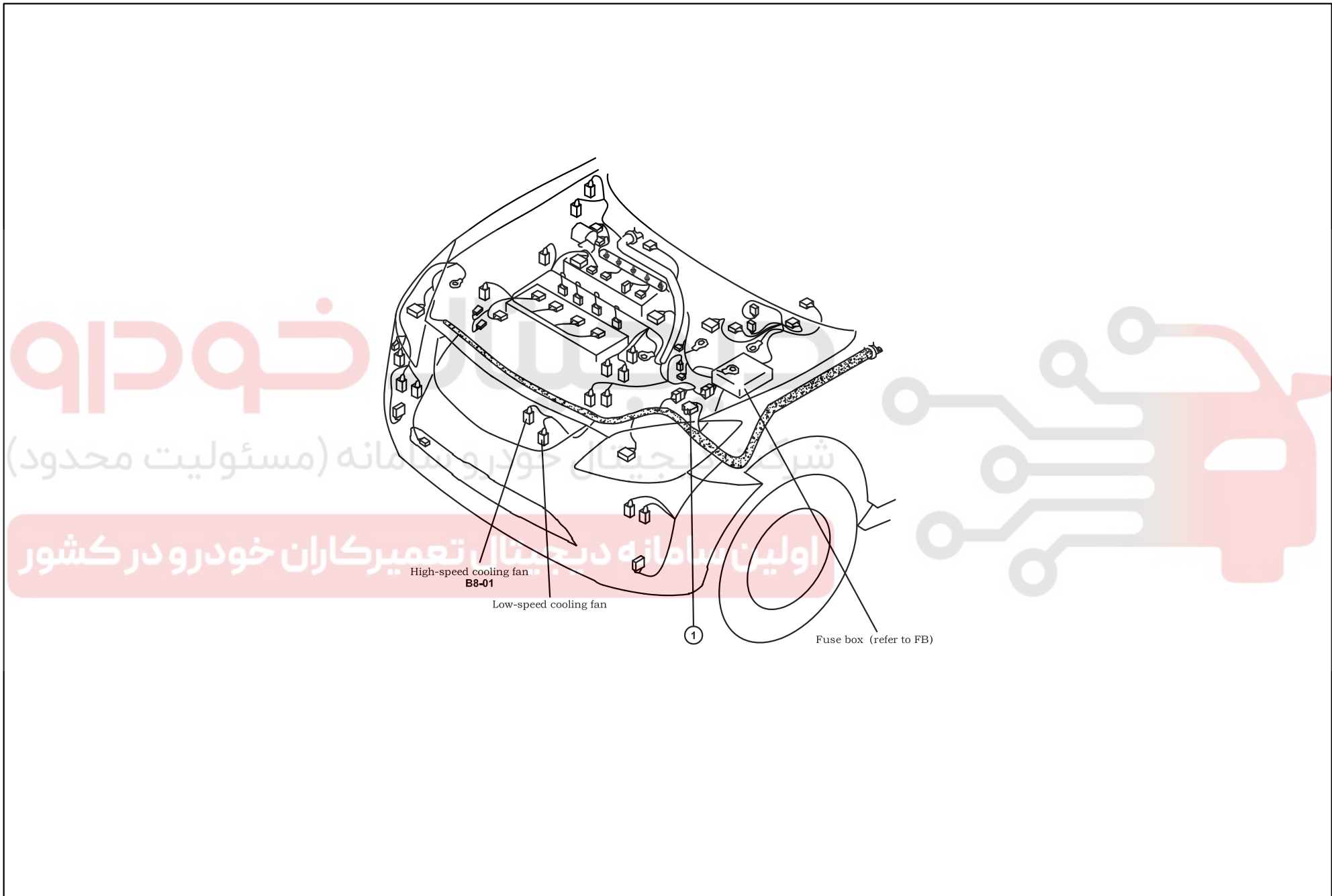


Fan control system



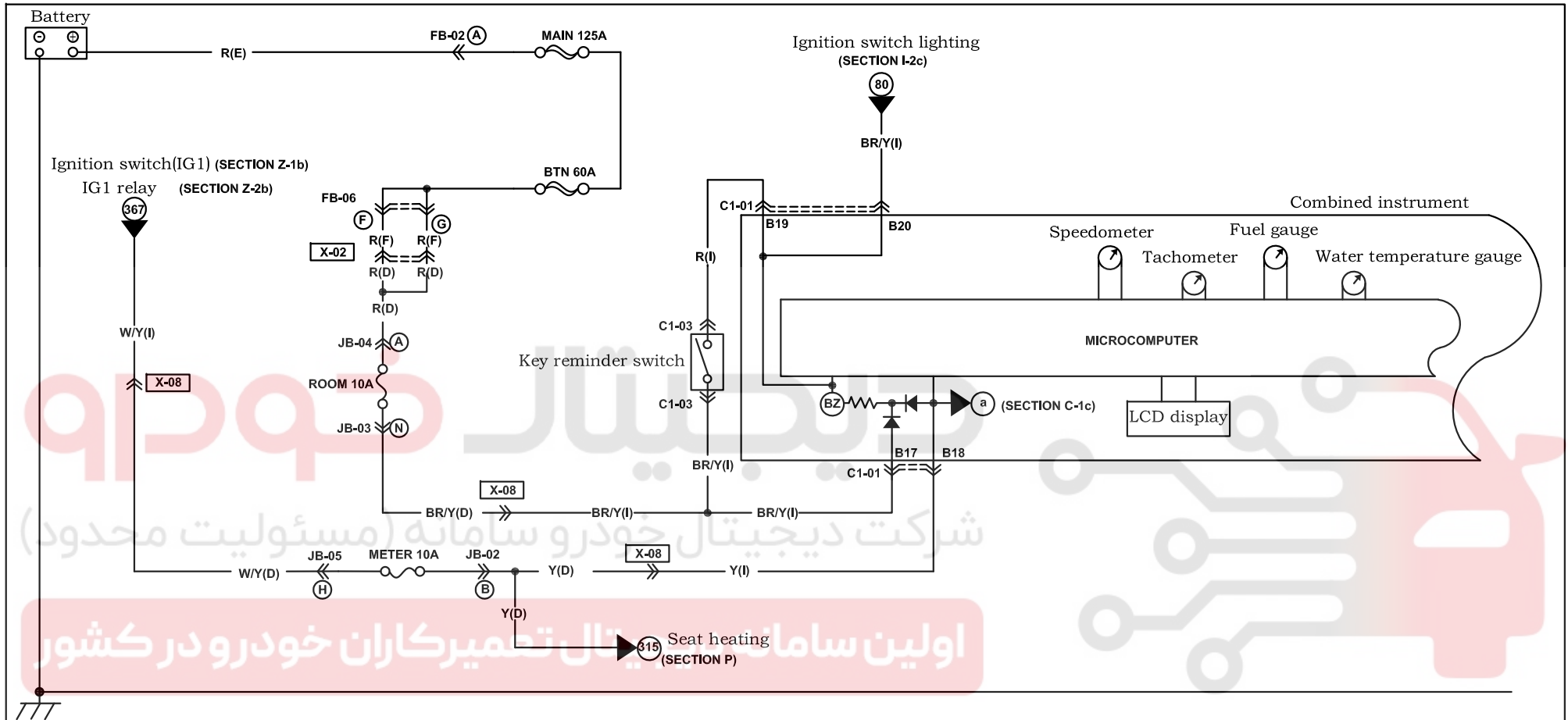
| | | | | | | |
|--|---|--|--|--|--|--|
| B8-01 High-speed cooling fan (F)  | B8-02 Low-speed cooling fan (F)  | | | | | |
| | | | | | | |
| | | | | | | |

Harness mark:  (F)  (E)  (D)  (R)



Combined instrument

C-1a



C1-01 Combined instrument (I) () with ESP

| | | | | | | | | | | | | | | | | |
|-----|-----|------|-----|-----|-----|---|-----|-------|-------|---|-----|------|-----|-----|-----|-----|
| A1 | B/Y | B/L | B/W | B/R | R/Y | P | Y/G | (G/O) | (V/W) | * | * | * | * | * | * | A16 |
| | LG | LG/B | * | * | * | * | * | * | * | * | G/B | LG/R | G/W | G/R | Y/L | |
| A17 | | | | | | | | | | | | | | | A32 | |

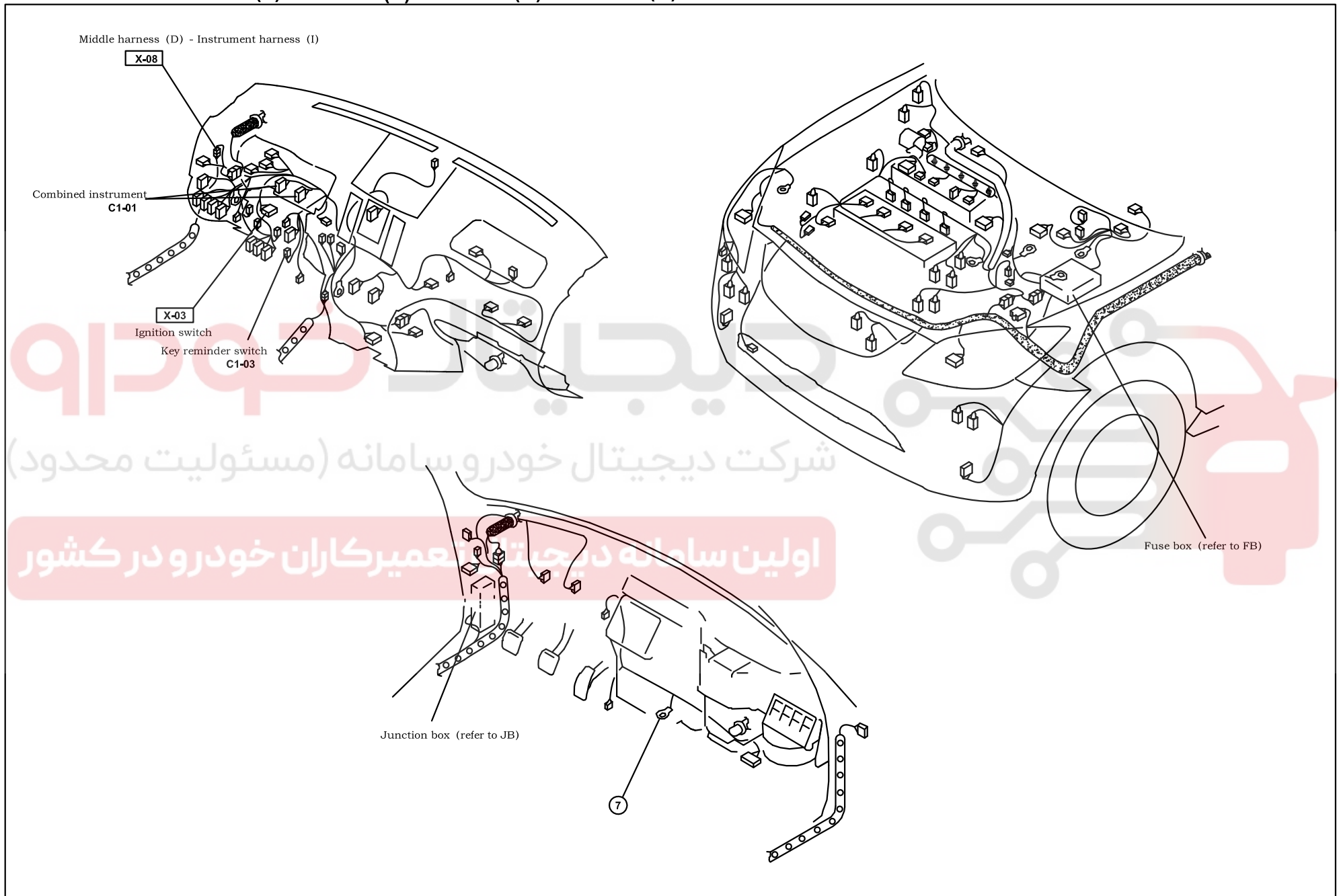
C1-01 Combined instrument (I) \$ with PEPS @ with ignition switch

| | | | | | | | | | | | | | | | | | |
|-----|------|-----|-----|------|------|-------|-------|-----|-----|----|------|-----|------|-----|-----|-----|-----|
| B1 | B | B/G | L/O | * | BR/G | \$L/B | \$L/W | G/Y | B/W | GR | GR/Y | Y/R | BR/W | L/R | V | Y/B | B16 |
| | BR/Y | Y | @R | @V/W | BR/B | * | * | * | * | * | * | * | * | * | * | * | |
| B17 | | | | | | | | | | | | | | | B32 | | |

C1-03 Key reminder switch (I)





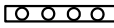
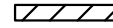
Harness mark:  (F)  (E)  (D)  (R)

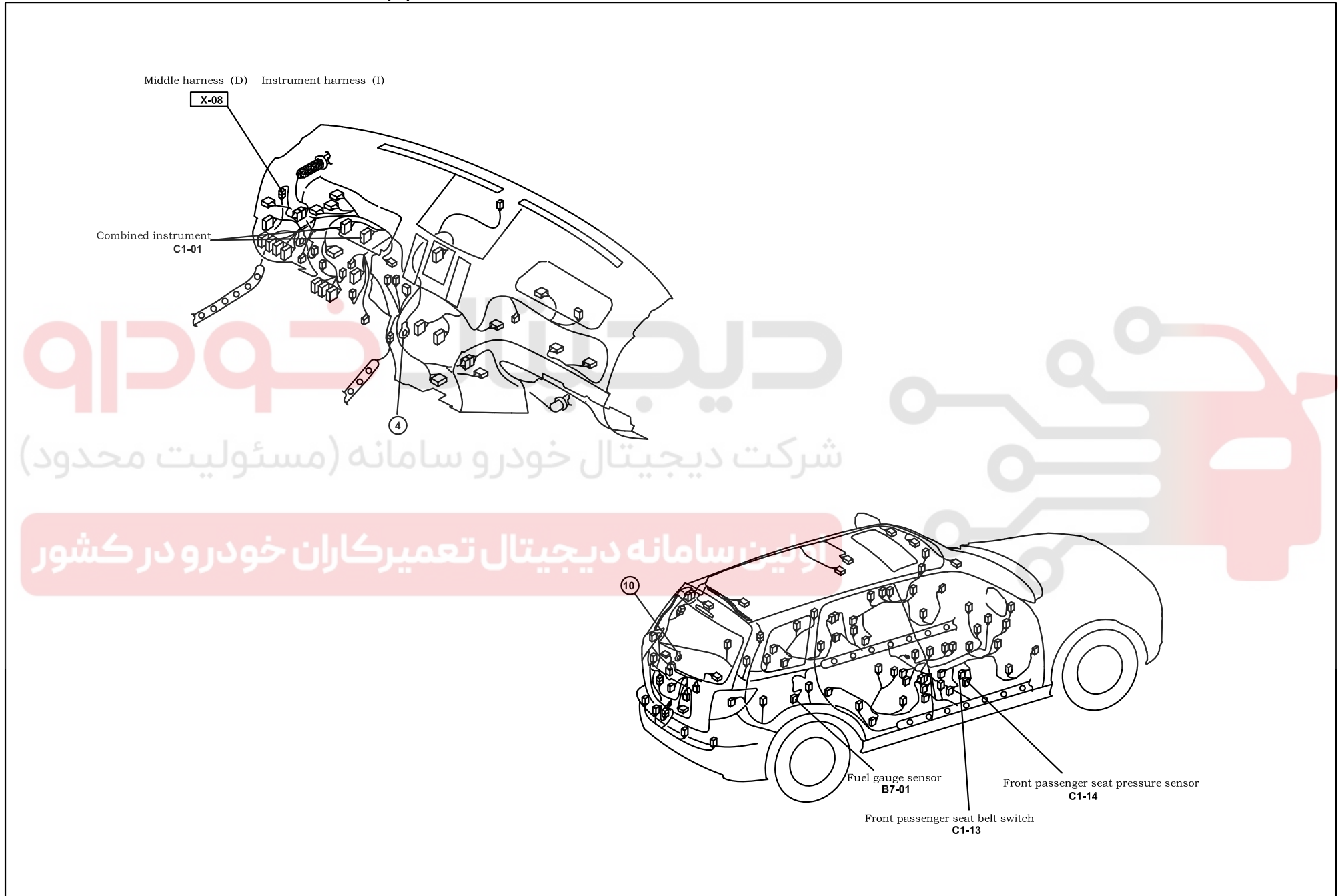


دیجیتال خودرو

شرکت دیجیتال خودرو سامانه (مسئولیت محدود)

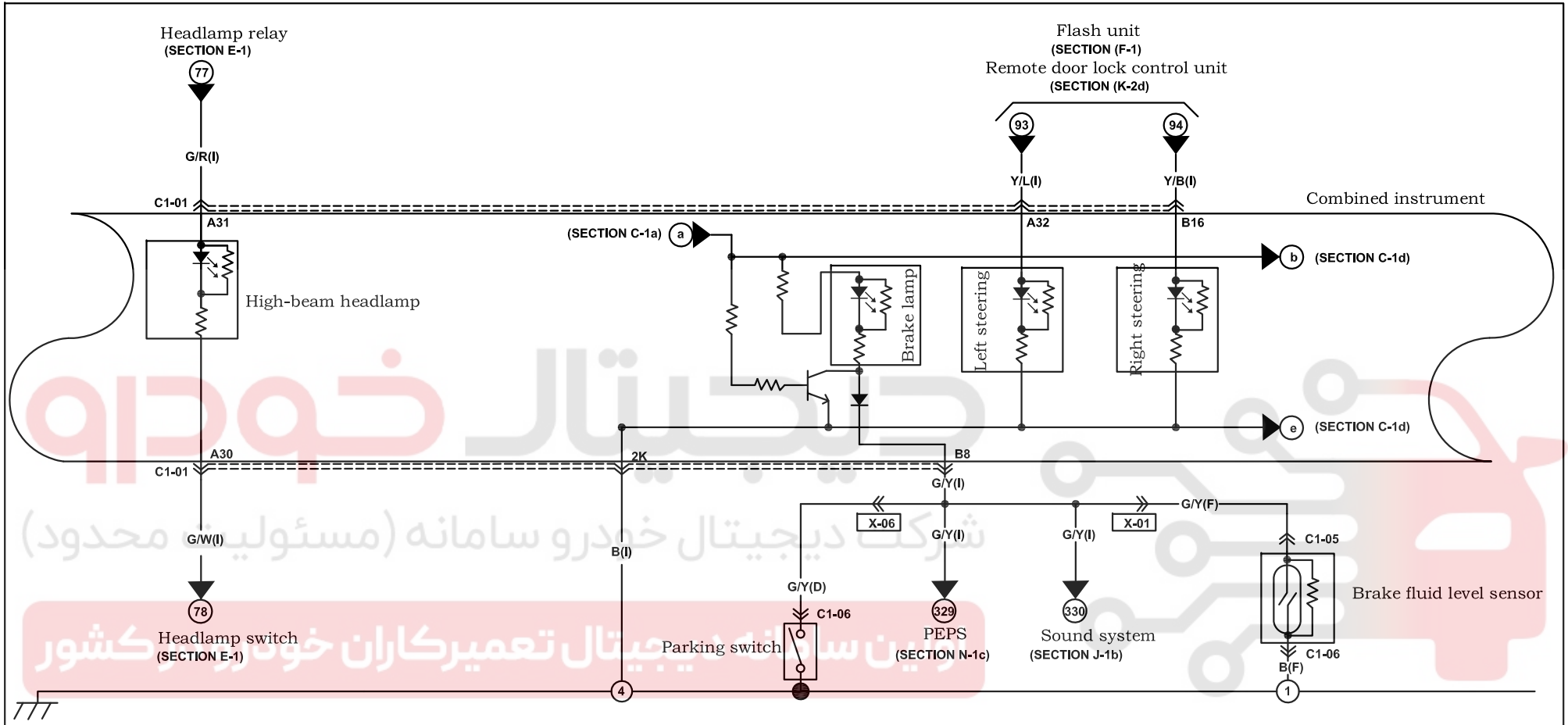
اولین سامانه دیجیتال تعمیرکاران خودرو در کشور

Harness mark:  (F)  (E)  (D)  (R)



Combined instrument

C-1c

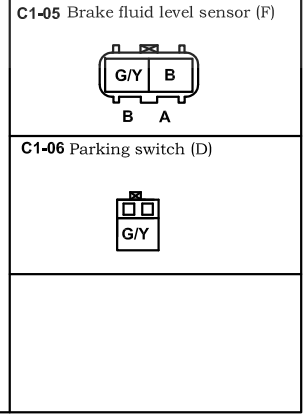


C1-01 Combined instrument (I) () with ESP

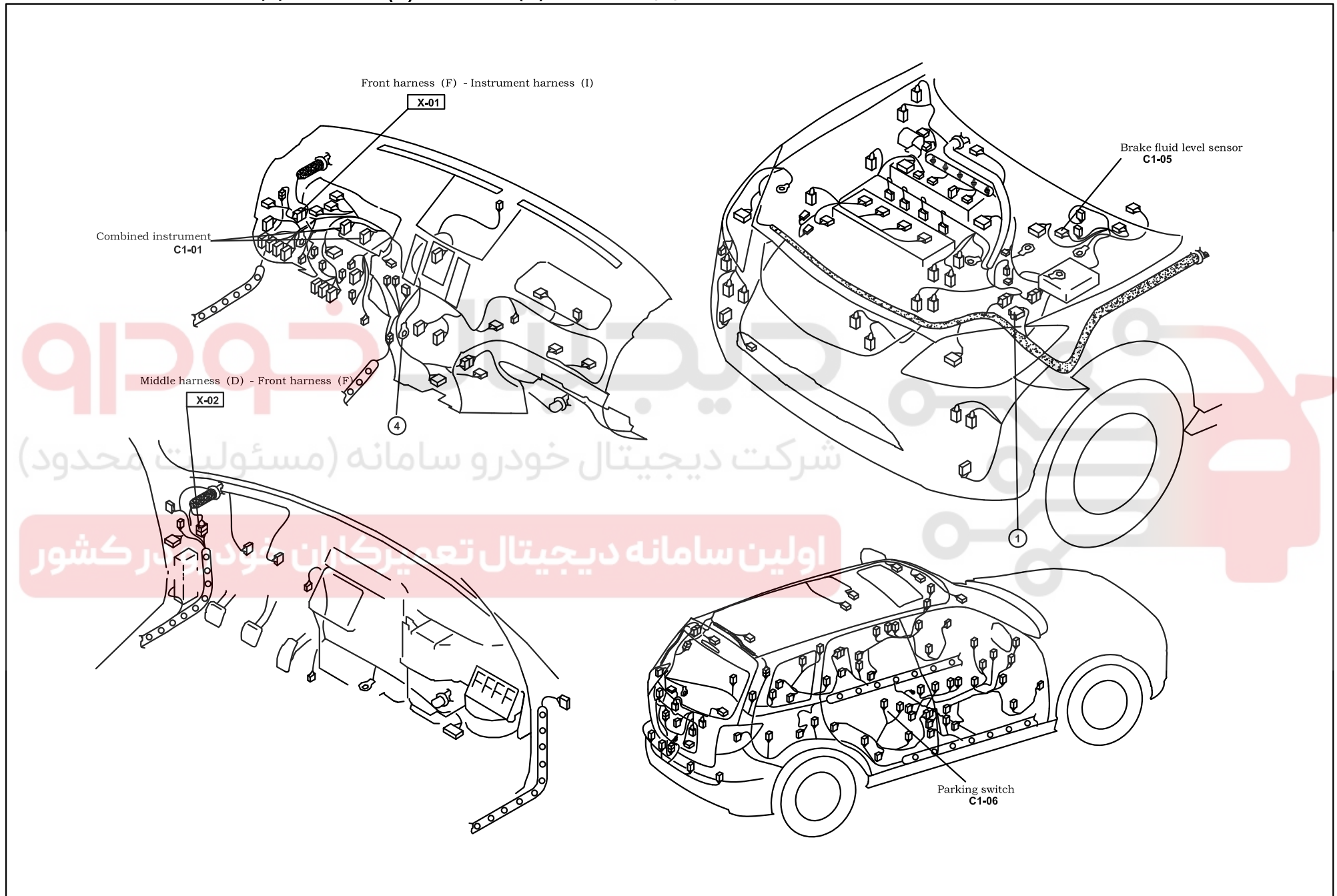
| | | | | | | | | | | | | | | | | |
|-----|-----|------|-----|-----|-----|---|-----|-------|-------|---|---|-----|------|-----|-----|-----|
| A1 | B/Y | B/L | B/W | B/R | R/Y | P | Y/G | (G/O) | (V/W) | * | * | * | * | * | * | A16 |
| A17 | LG | LG/B | * | * | * | * | * | * | * | * | * | G/B | LG/R | G/W | G/R | Y/L |
| A17 | | | | | | | | | | | | | | | | A32 |

C1-01 Combined instrument (I) \$ with PEPS @ with ignition switch

| | | | | | | | | | | | | | | | | | |
|-----|------|-----|-----|------|------|-------|------|-----|-----|----|------|-----|------|-----|---|-----|-----|
| B1 | B | B/G | L/O | * | BR/G | \$L/B | \$LW | G/Y | B/W | GR | GR/Y | Y/R | BR/W | L/R | V | Y/B | B16 |
| B17 | BR/Y | Y | @R | @V/W | BR/E | * | * | * | * | * | * | * | * | * | * | * | B32 |



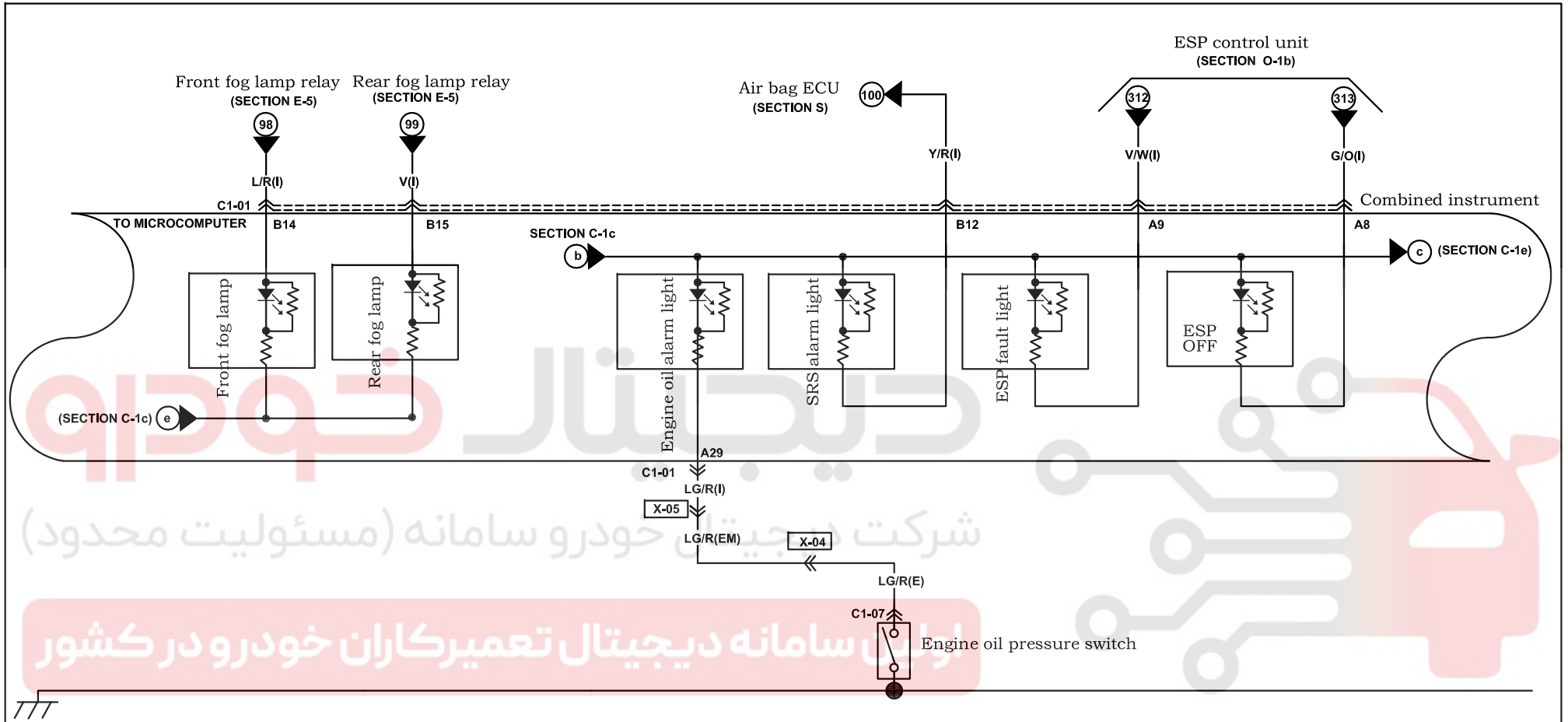
Harness mark:  (F)  (E)  (D)  (R)



شرکت دیجیتال خودرو سامانه (مسئولیت محدود)
اولین سامانه دیجیتال تعمیرکاران خود را کشور

Combined instrument

C-1d



C1-01 Combined instrument (I)

() with ESP

| | | | | | | | | | | | | | | | |
|-----|------|-----|-----|-----|---|-----|-------|-------|---|---|-----|------|-----|-----|-----|
| A1 | B/L | B/W | B/R | R/Y | P | Y/G | (G/O) | (V/W) | * | * | * | * | * | * | A16 |
| B/Y | B/L | B/W | B/R | R/Y | P | Y/G | (G/O) | (V/W) | * | * | * | * | * | * | |
| LG | LG/B | * | * | * | * | * | * | * | * | * | G/B | LG/R | G/W | G/R | Y/L |
| A17 | | | | | | | | | | | | | | A32 | |

C1-01 Combined instrument (I)

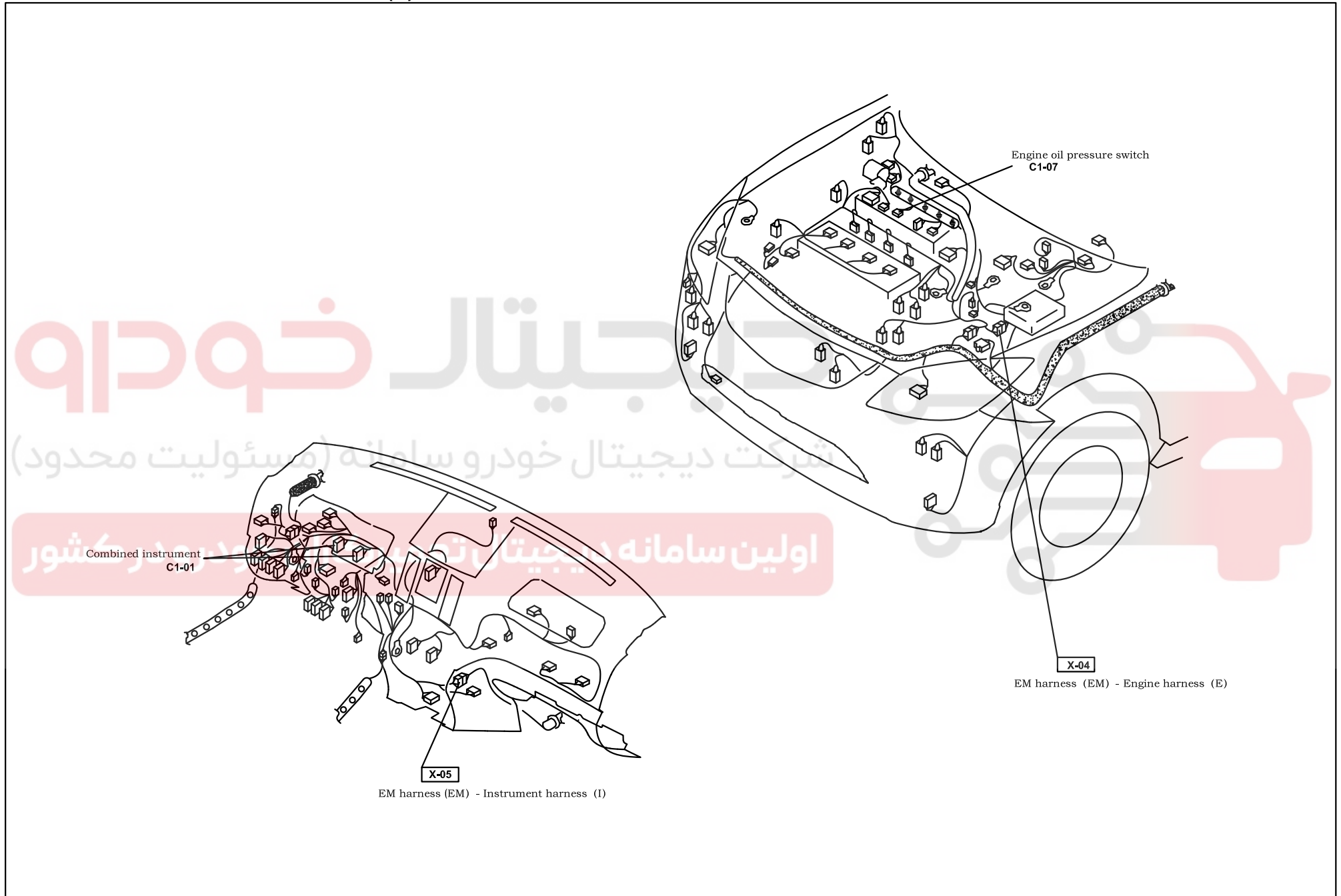
\$ with PEPS
@ with ignition switch

| | | | | | | | | | | | | | | | | |
|------|-----|-----|------|------|-------|-------|-----|-----|----|------|-----|------|-----|-----|-----|-----|
| B1 | B/G | L/O | * | BR/G | \$L/B | \$L/W | G/Y | B/W | GR | GR/Y | Y/R | BR/W | L/R | V | Y/B | B16 |
| B | B/G | L/O | * | BR/G | \$L/B | \$L/W | G/Y | B/W | GR | GR/Y | Y/R | BR/W | L/R | V | Y/B | |
| BR/Y | Y | @R | @V/W | BR/E | * | * | * | * | * | * | * | * | * | * | * | |
| B17 | | | | | | | | | | | | | | B32 | | |

C1-07 Engine oil pressure switch(E)

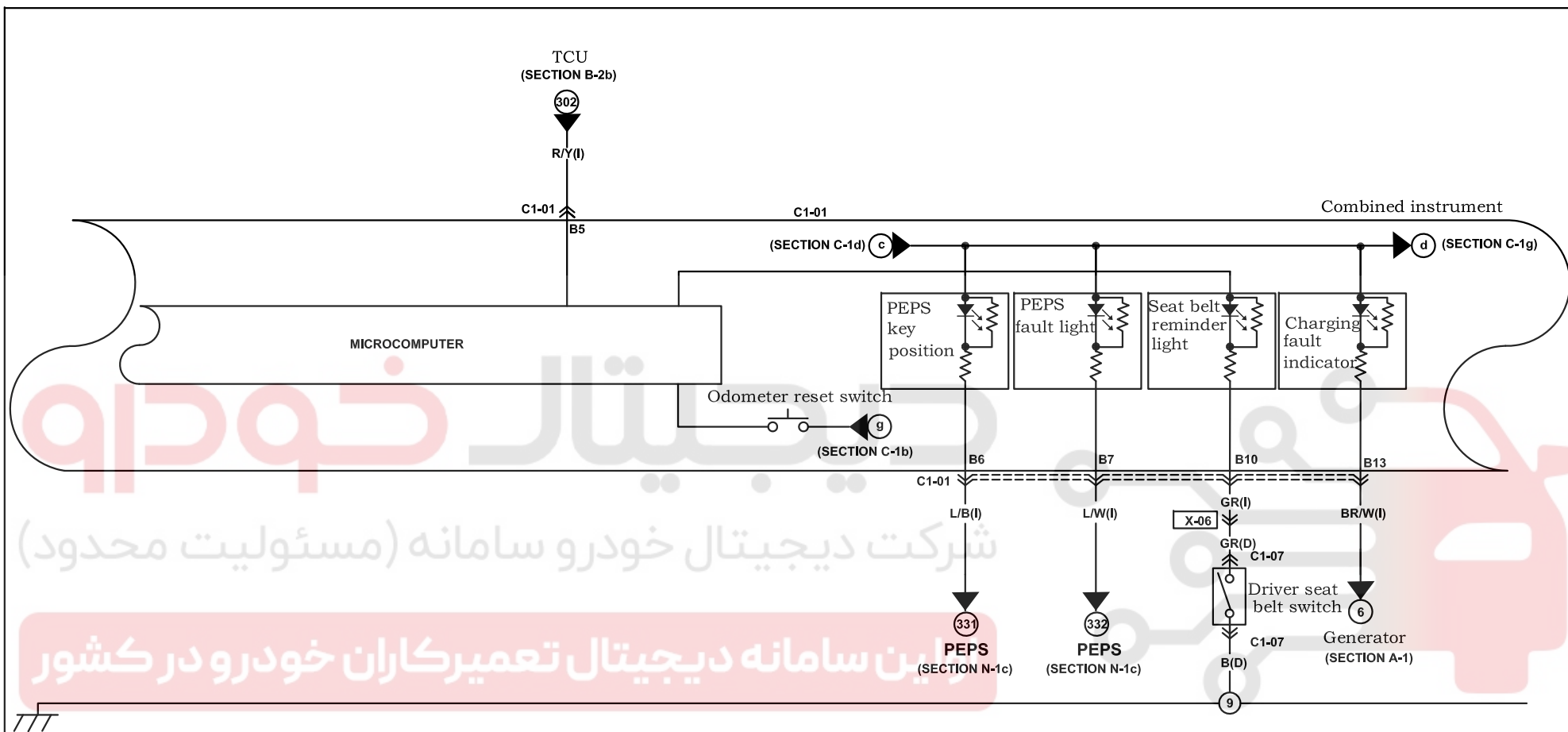


Harness mark:  (F)  (E)  (D)  (R)



Combined instrument

C-1e



C1-01 Combined instrument (I)

() with ESP

| | | | | | | | | | | | | | | | | | |
|-----|-----|------|-----|-----|-----|---|-----|-------|-------|---|-----|------|-----|-----|-----|-----|-----|
| A1 | B/Y | B/L | B/W | B/R | R/Y | P | Y/G | (G/O) | (V/W) | * | * | * | * | * | * | * | A16 |
| A17 | LG | LG/B | * | * | * | * | * | * | * | * | G/B | LG/R | G/W | G/R | Y/L | A32 | |

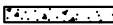

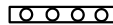
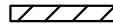
C1-01 Combined instrument (I)

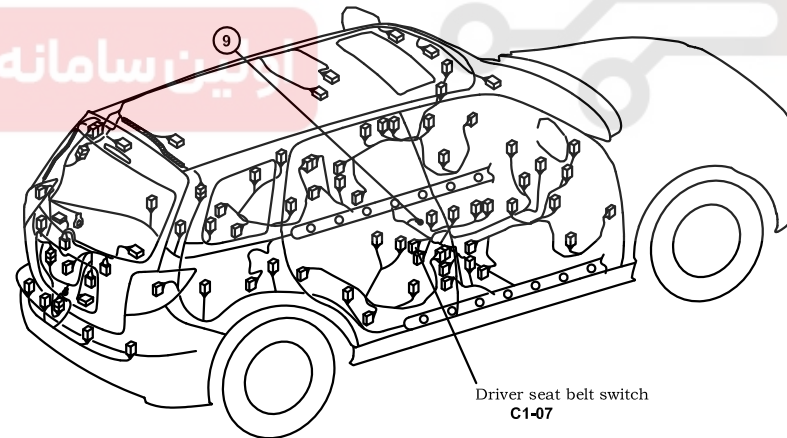
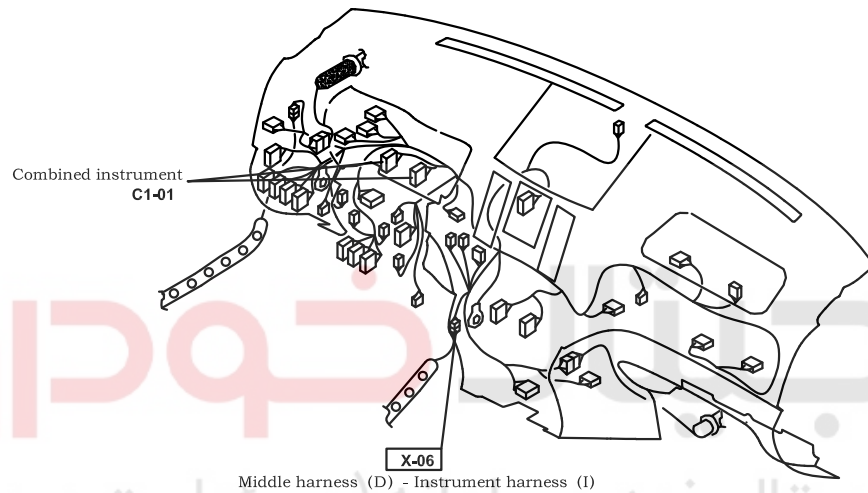
\$ with PEPS
@ with ignition switch

| | | | | | | | | | | | | | | | | | |
|-----|------|-----|-----|------|------|-------|-------|-----|-----|----|------|-----|------|-----|---|-----|-----|
| B1 | B | B/G | L/O | * | BR/G | \$L/B | \$L/W | G/Y | B/W | GR | GR/Y | Y/R | BR/W | L/R | V | Y/B | B16 |
| B17 | BR/Y | Y | @R | @V/W | BR/E | * | * | * | * | * | * | * | * | * | * | * | B32 |

C1-07 Driver seat belt switch (D)



Harness mark:  (F)  (E)  (D)  (R)



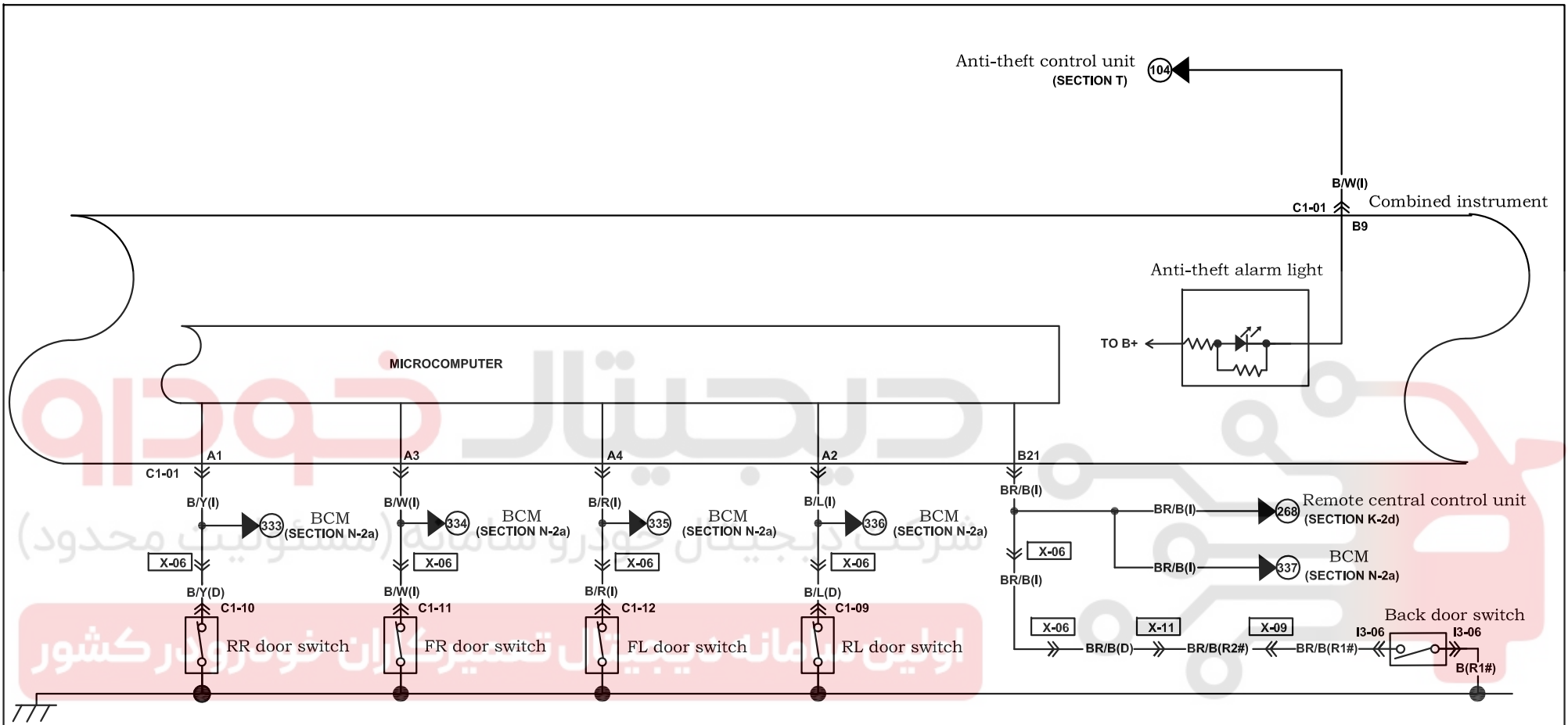
دیجیتال خودرو

شرکت دیجیتال خودرو سامانه (مسئولیت محدود)

ایمپلیمنت سامانه دیجیتال تعمیرکاران خودرو در کشور

Combined instrument

C-1f

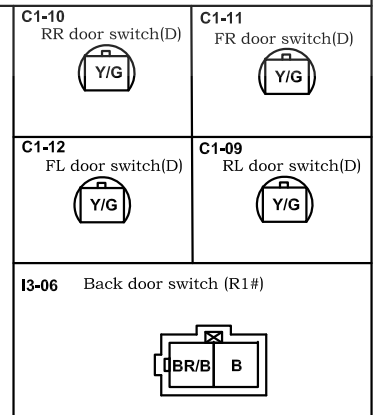


C1-01 Combined instrument (I)

() with ESP

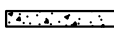
C1-01 Combined instrument (I)

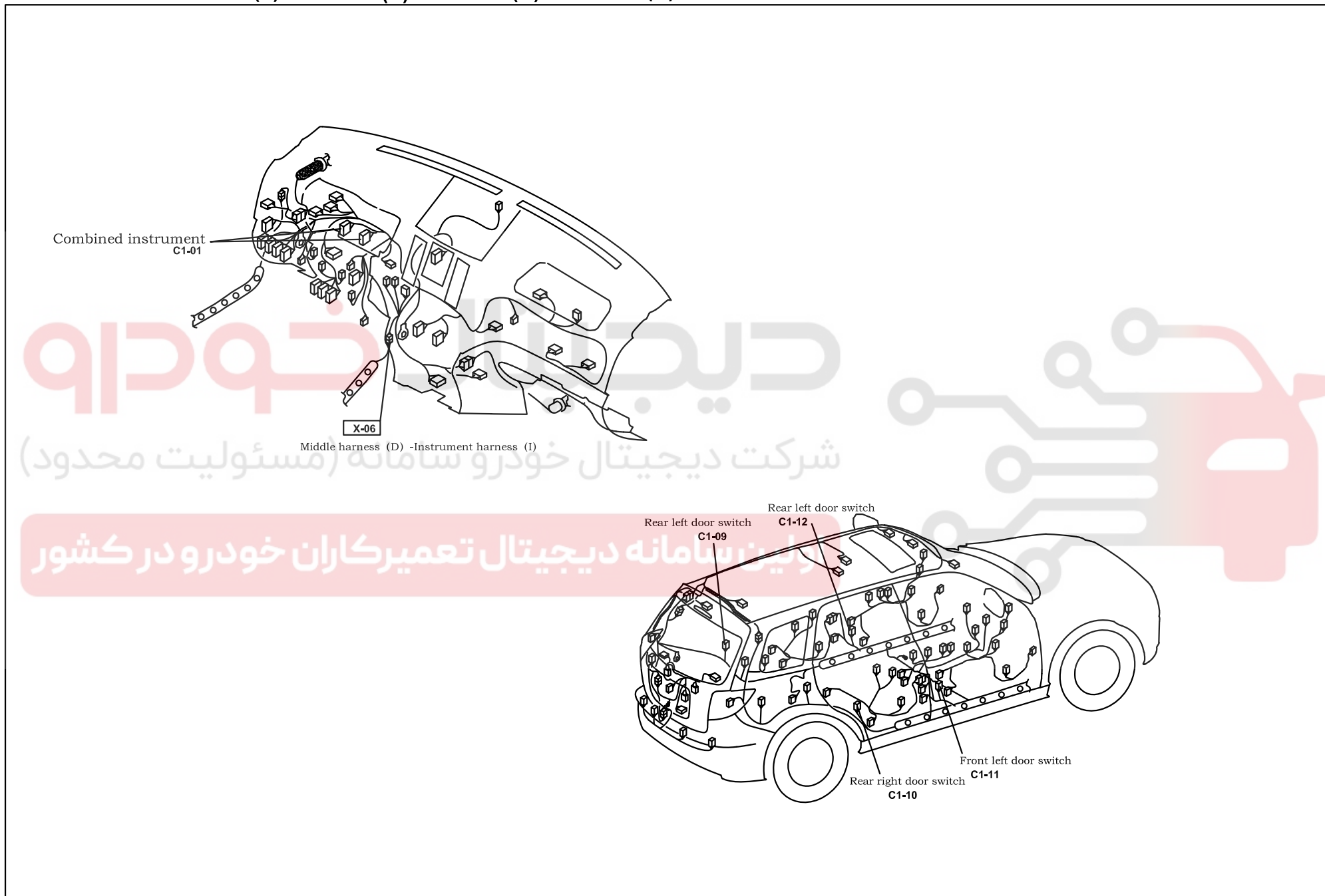
\$ with PEPS
@ with ignition switch



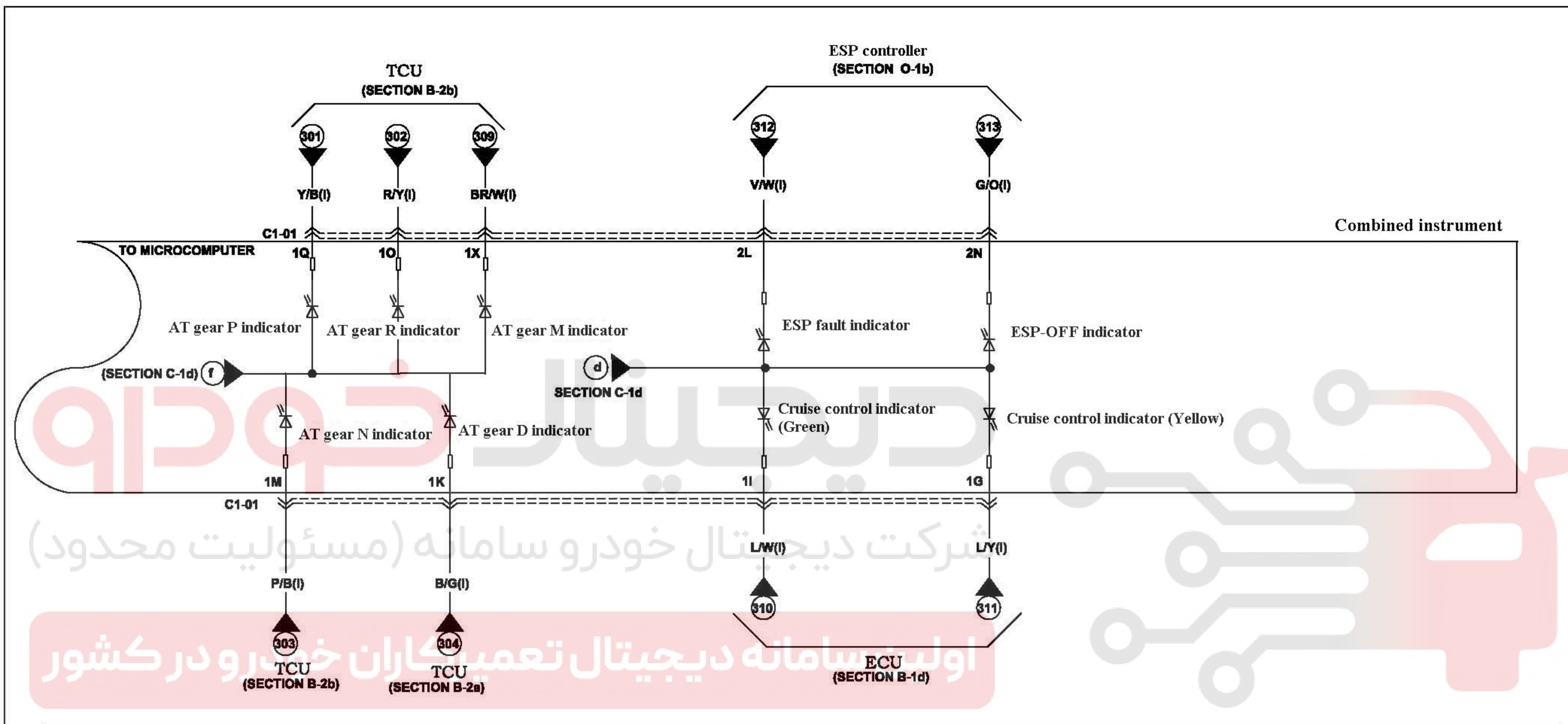
| | | | | | | | | | | | | | | | | |
|-----|-----|------|-----|-----|-----|---|-----|-------|-------|---|-----|------|-----|-----|-----|-----|
| A1 | B/Y | B/L | B/W | B/R | R/Y | P | Y/G | (G/O) | (V/W) | * | * | * | * | * | * | A16 |
| A17 | LG | LG/B | * | * | * | * | * | * | * | * | G/B | LG/R | G/W | G/R | Y/L | A32 |

| | | | | | | | | | | | | | | | | | |
|-----|------|-----|-----|------|------|-------|-------|-----|-----|----|------|-----|------|-----|---|-----|-----|
| B1 | B | B/G | L/O | * | BR/G | \$L/B | \$L/W | G/Y | B/W | GR | GR/Y | Y/R | BR/W | L/R | V | Y/B | B16 |
| B17 | BR/Y | Y | @R | @V/W | BR/E | * | * | * | * | * | * | * | * | * | * | * | B32 |

Harness mark:  (F)  (E)  (D)  (R)



Combined instrument



C1-01 Combined instrument (I)

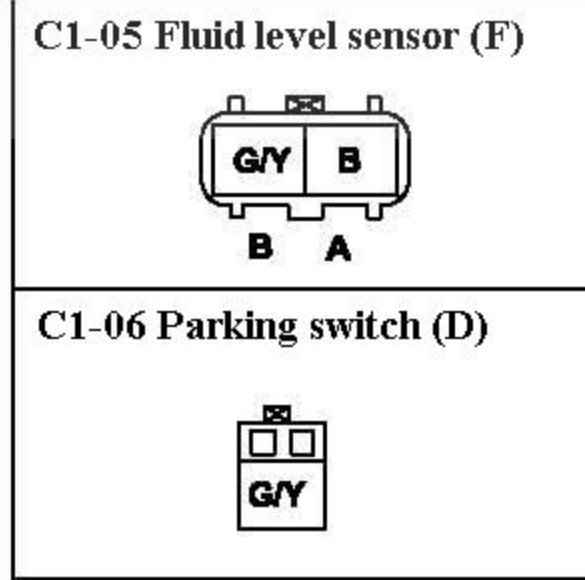
() With ESP
 [] With cruise control
 <> AT

| | | | | | | | | | | | | | | | | | |
|-----|------|---|----|------|--------|-----|---|-------|---------|---------|---------|---------|---------|-----|-----|-----|----|
| 1AE | BR/Y | G | Y | GR/L | B | R/G | P | <Y/B> | * <R/Y> | * <P/B> | * <B/G> | * <L/W> | * <L/Y> | * | * | W | 1A |
| 1AF | LG/B | * | LG | * | <BR/W> | V/W | * | * | * | R | * | B/W | GR | P/L | Y/G | Y/R | 1B |





C1-01 Combined instrument (I)

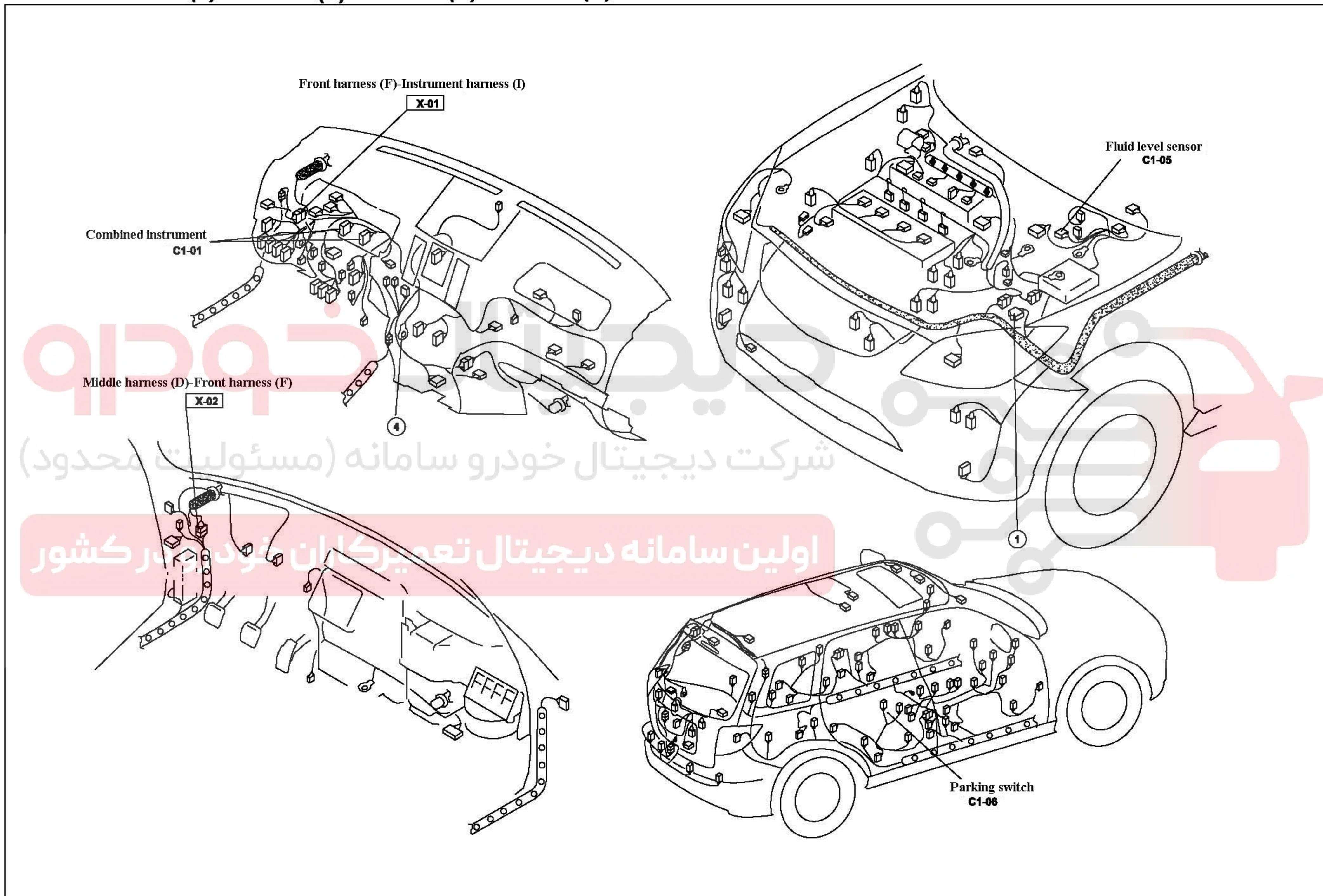
() With ESP
 [] With cruise control
 <> AT

| | | | | | | | | | | |
|----|-----|-----|-------|-------|------|-----|------|------|----|----|
| 2Q | Y/L | B/W | BR/B | B | GR/R | * | LG/R | BR/W | GY | 2A |
| 2R | Y/B | * | (G/O) | (V/W) | L/R | G/R | V | GW | * | 2B |



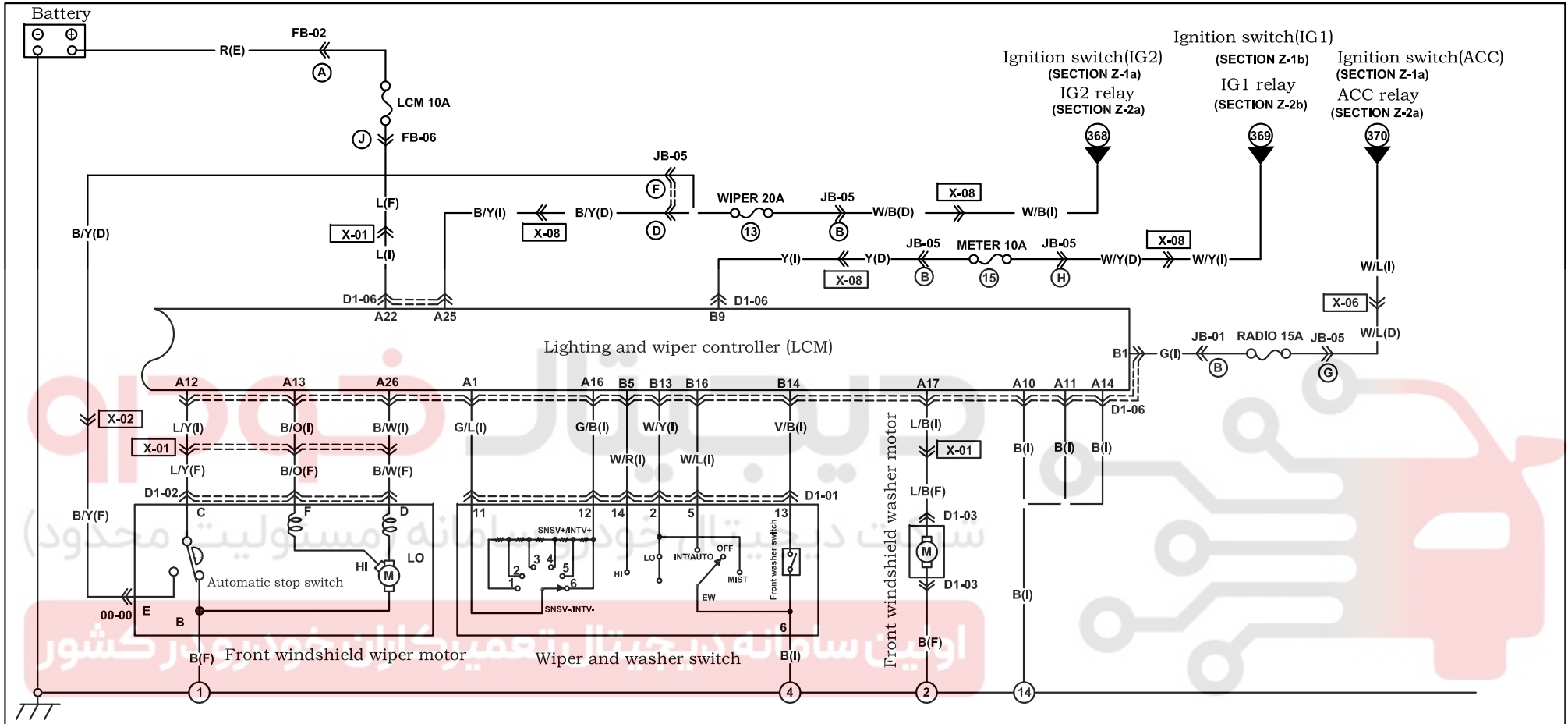
Harness

identification:  (F)  (E)  (D)  (R)

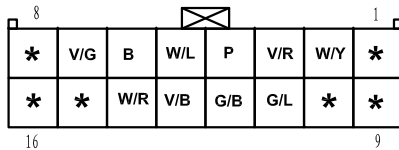


Windshield wiper and washer

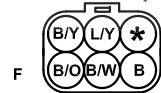
D-1a



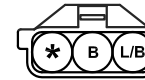
D1-01 Windshield wiper and washer switch (I)



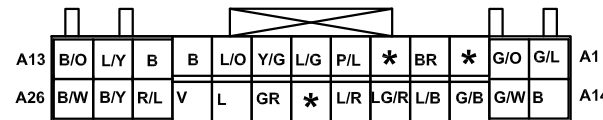
D1-02 Front windshield wiper motor (F)



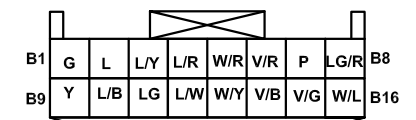
D1-03 Front windshield washer motor (F)






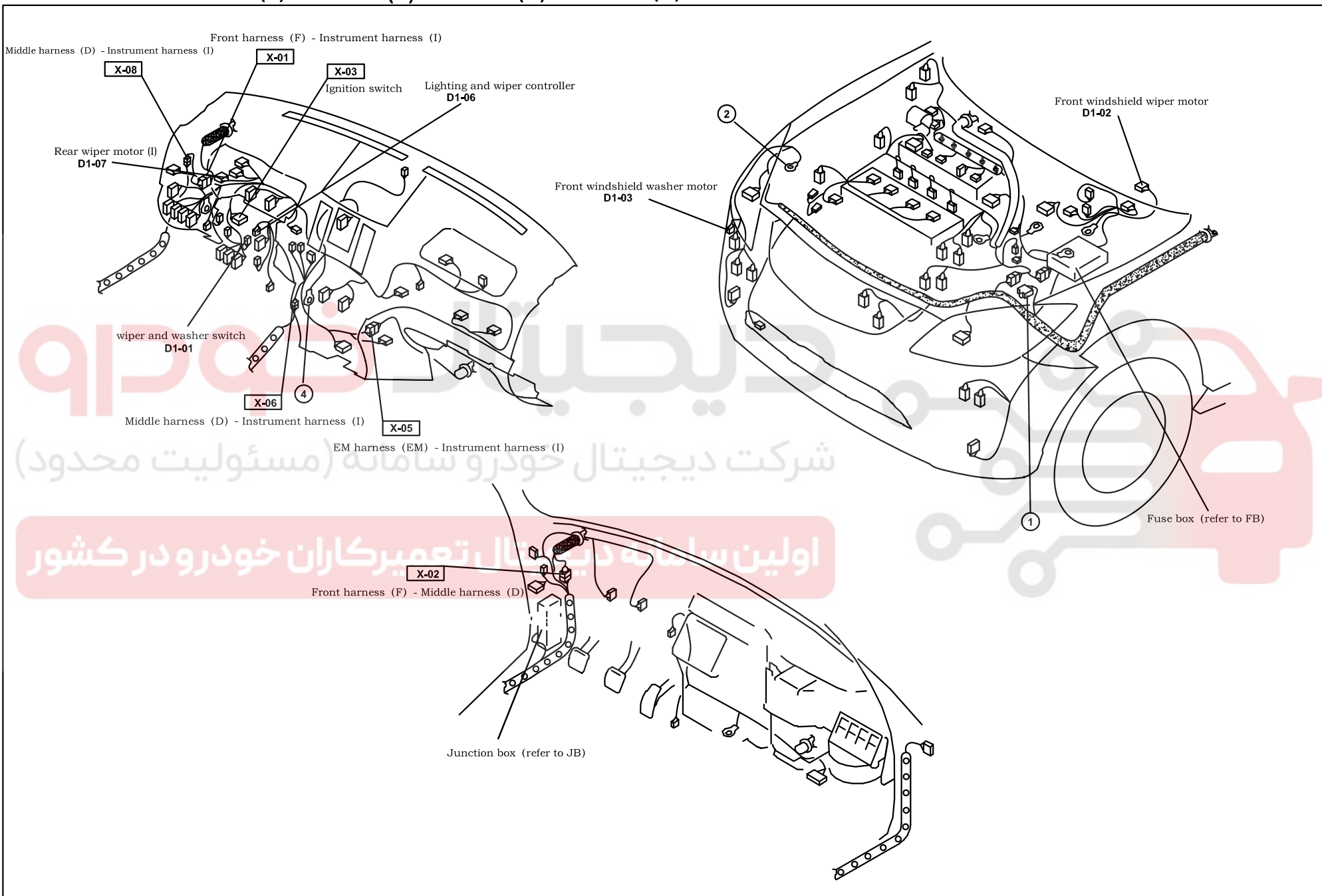
D1-06 Lighting and wiper controller (I)



D1-06 Lighting and wiper controller (I)



Harness mark:  (F)  (E)  (D)  (R)



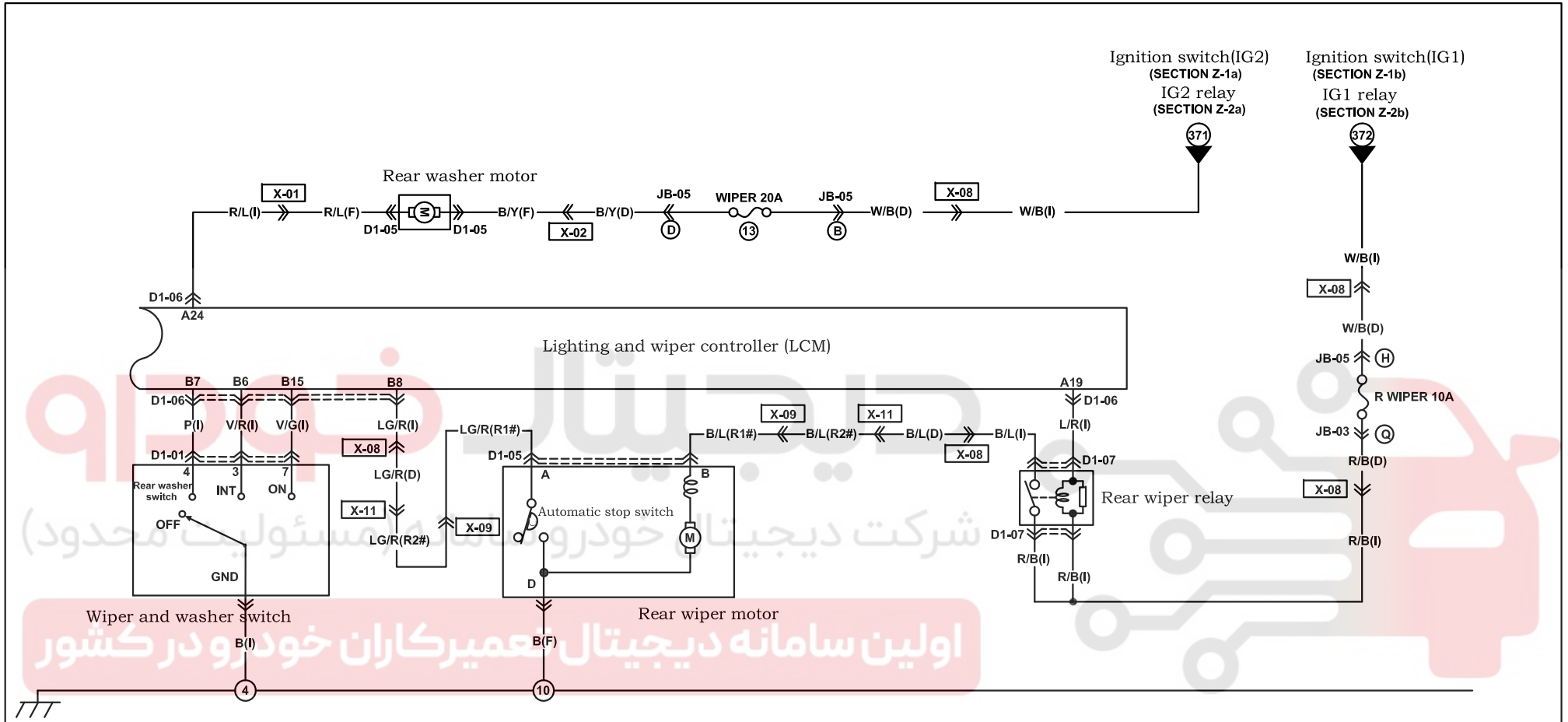
دیجیتال خودرو

شرکت دیجیتال خودرو سامانه (مسئولیت محدود)

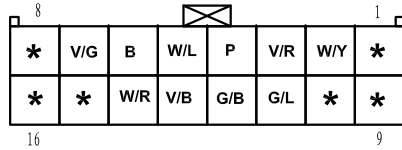
اولین سامانه دیجیتال تعمیرکاران خودرو در کشور

Rear-window wiper and washer

D-1b



D1-01 Wiper and washer switch (I)



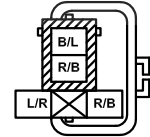
D1-04 Rear-window wiper motor



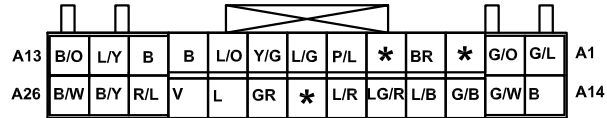
D1-05 Rear-window washer motor (F)



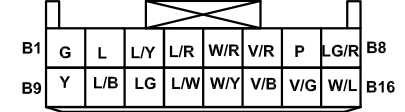
D1-07 Rear wiper relay (I)



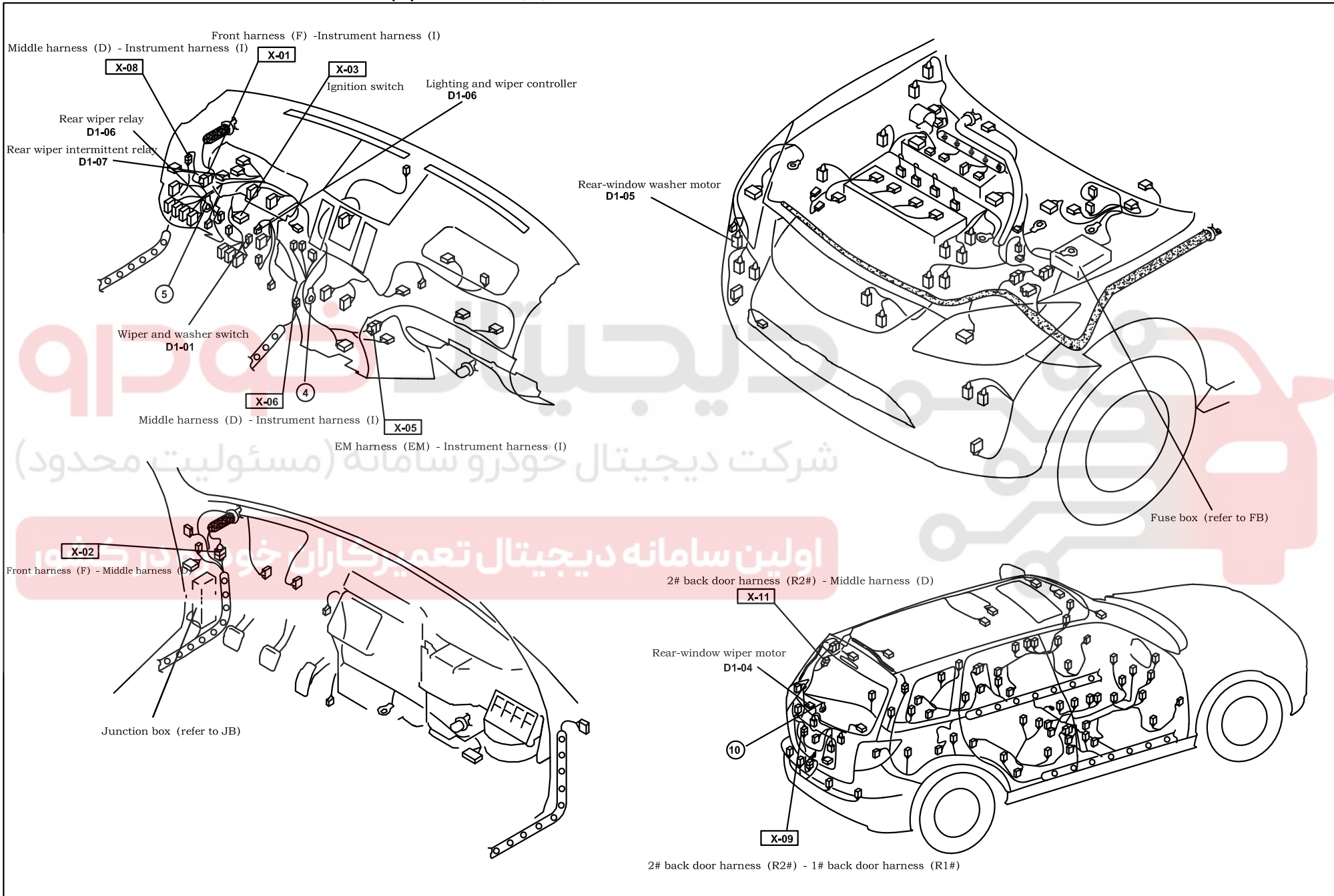
D1-06 Lighting and wiper controller (I)



D1-06 Lighting and wiper controller (I)

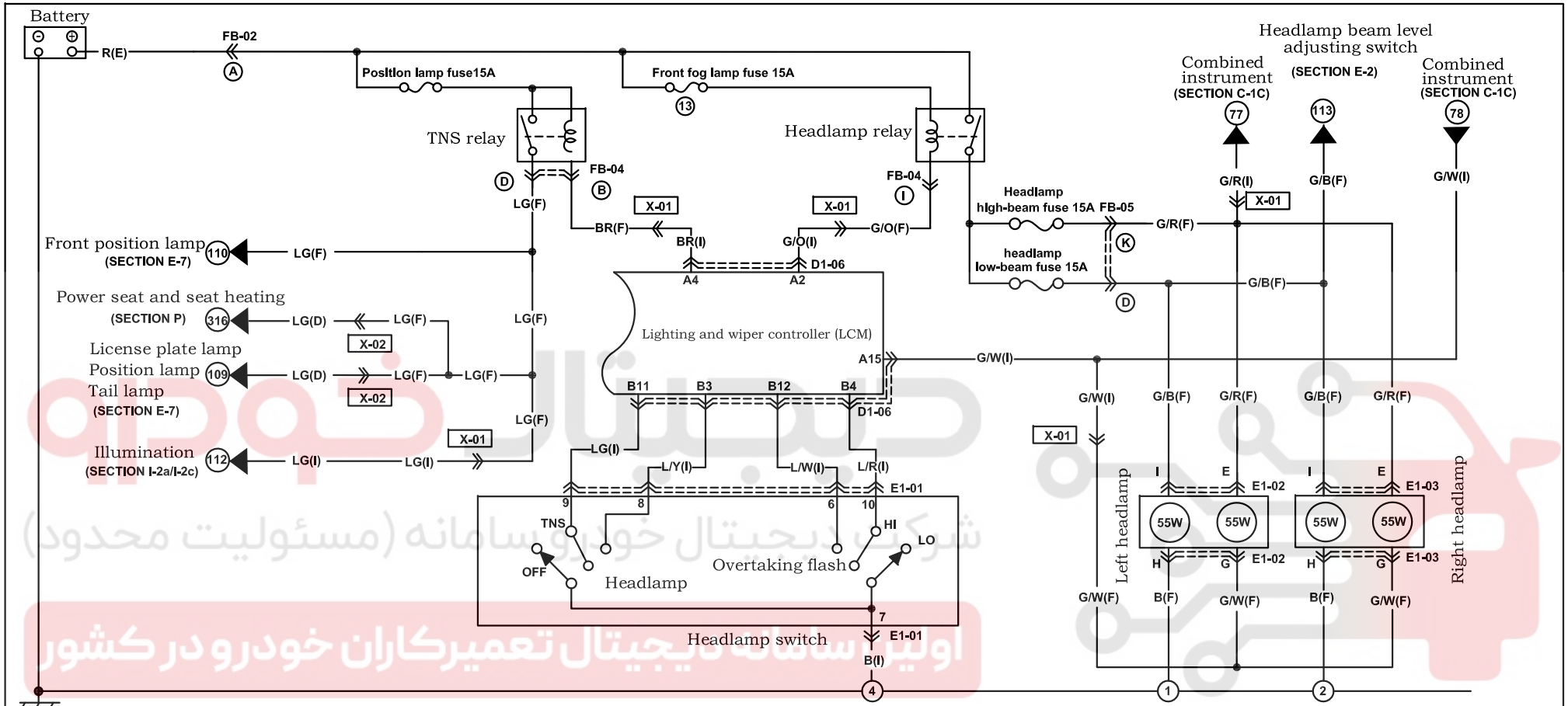


Harness mark:  (F)  (E)  (D)  (R)







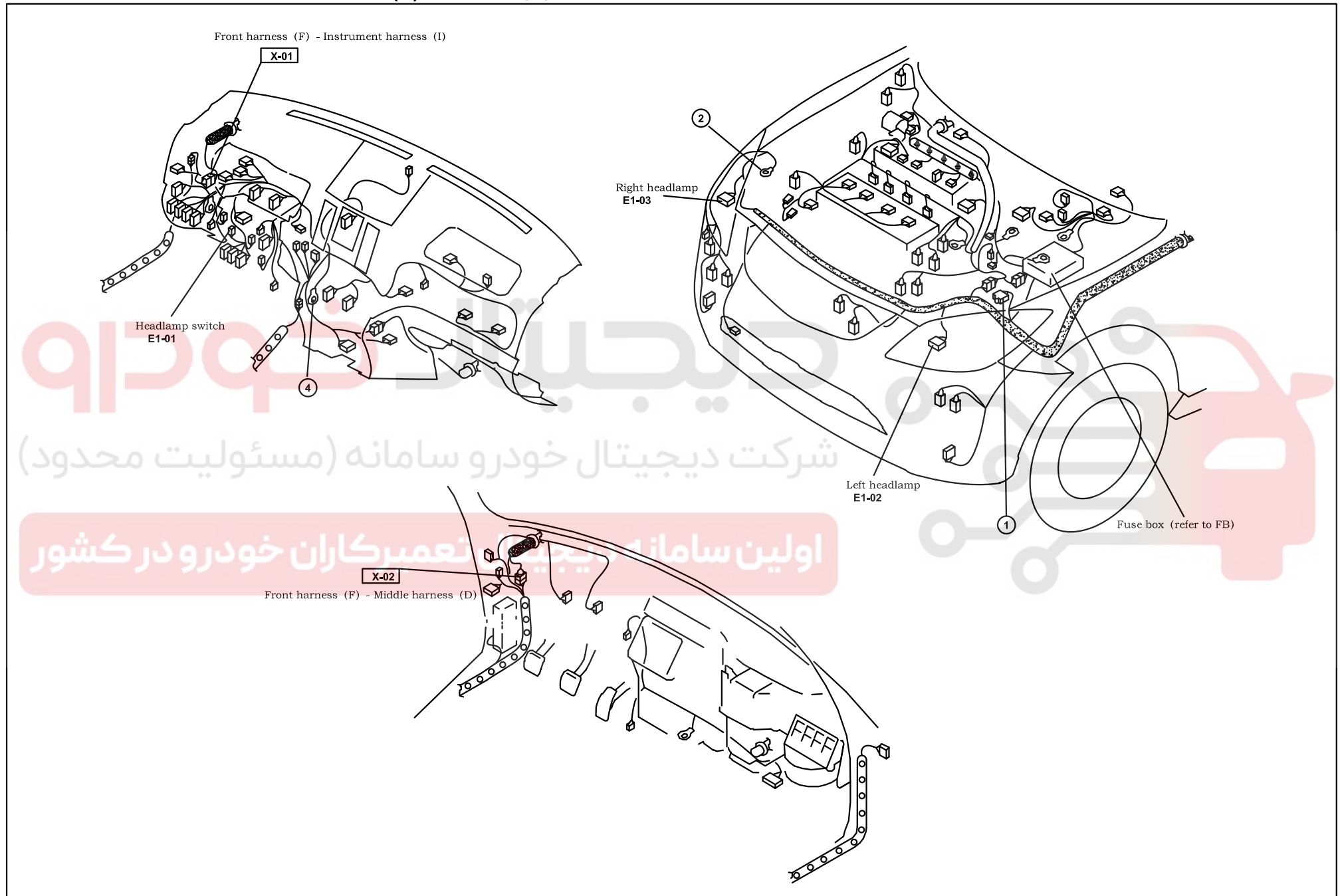
Headlamp

E-1



| | | | |
|---|---------------------------------------|--|--|
| <p>E1-01 Headlamp switch (I)</p> | <p>E1-02 Left headlamp (F)</p> | <p>E1-03 Right headlamp (F)</p> | |
| | | | |

Harness mark:  (F)  (E)  (D)  (R)



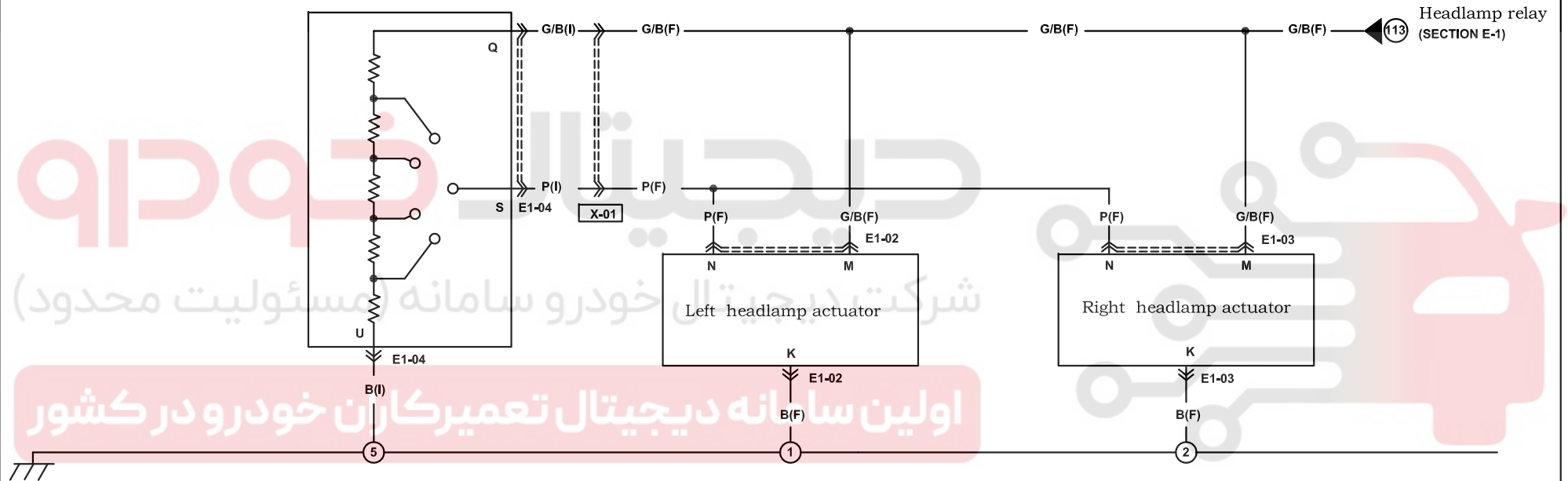
دیجیتال خودرو

شرکت دیجیتال خودرو سامانه (مسئولیت محدود)

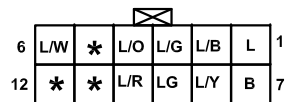
اولین سامانه دیجیتال تعمیرکاران خودرو در کشور

Headlamp beam level adjusting system

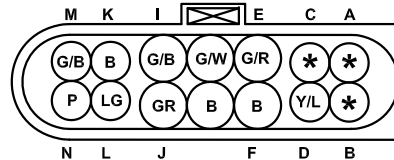
Headlamp beam level adjusting switch



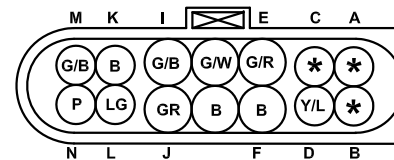
E1-01 Headlamp switch (D)



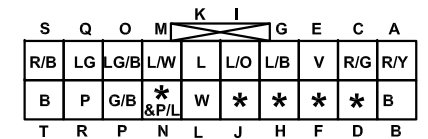
E1-02 Left headlamp (F)




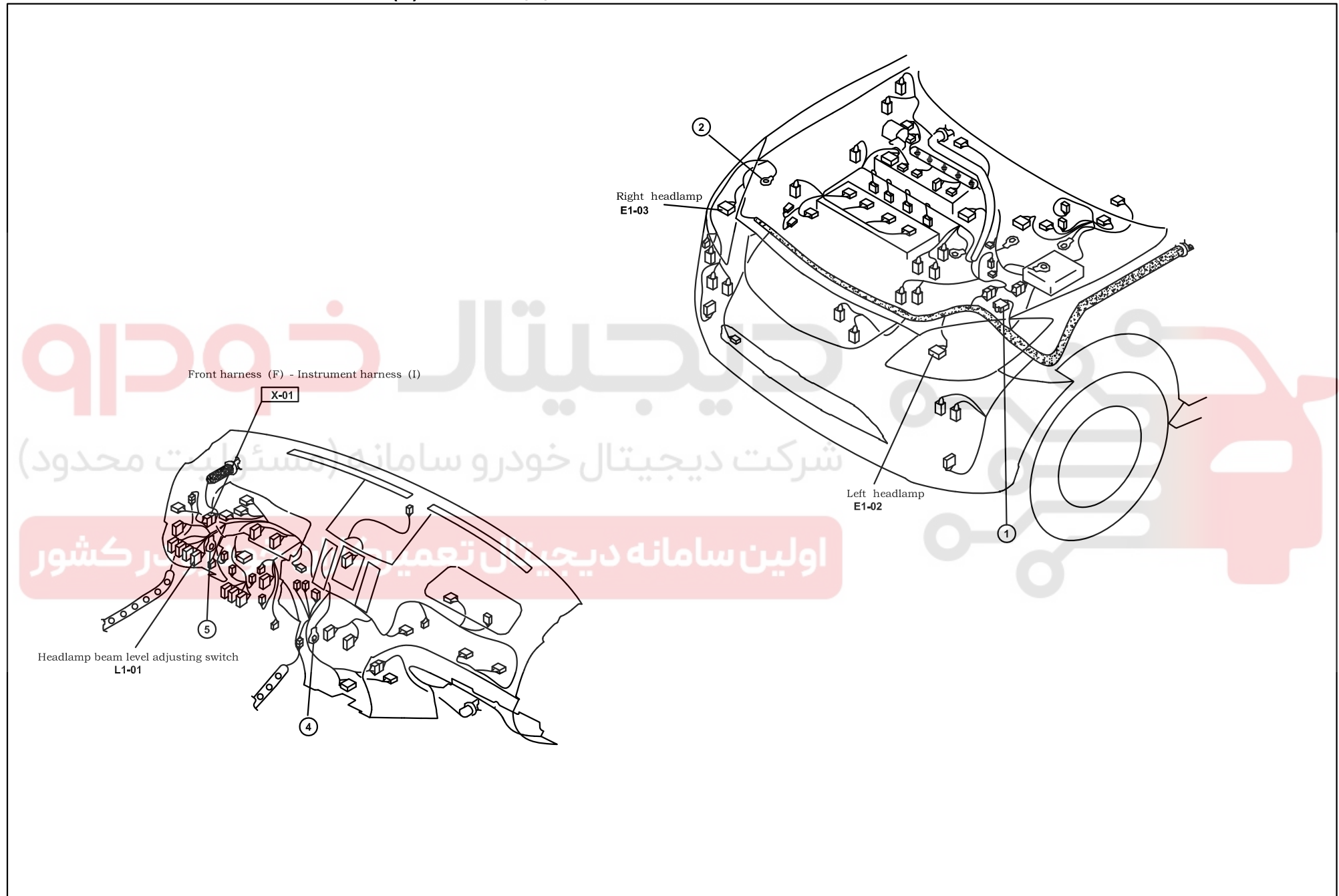
E1-03 Right headlamp (F)



L1-01 Headlamp beam level adjusting switch (I)

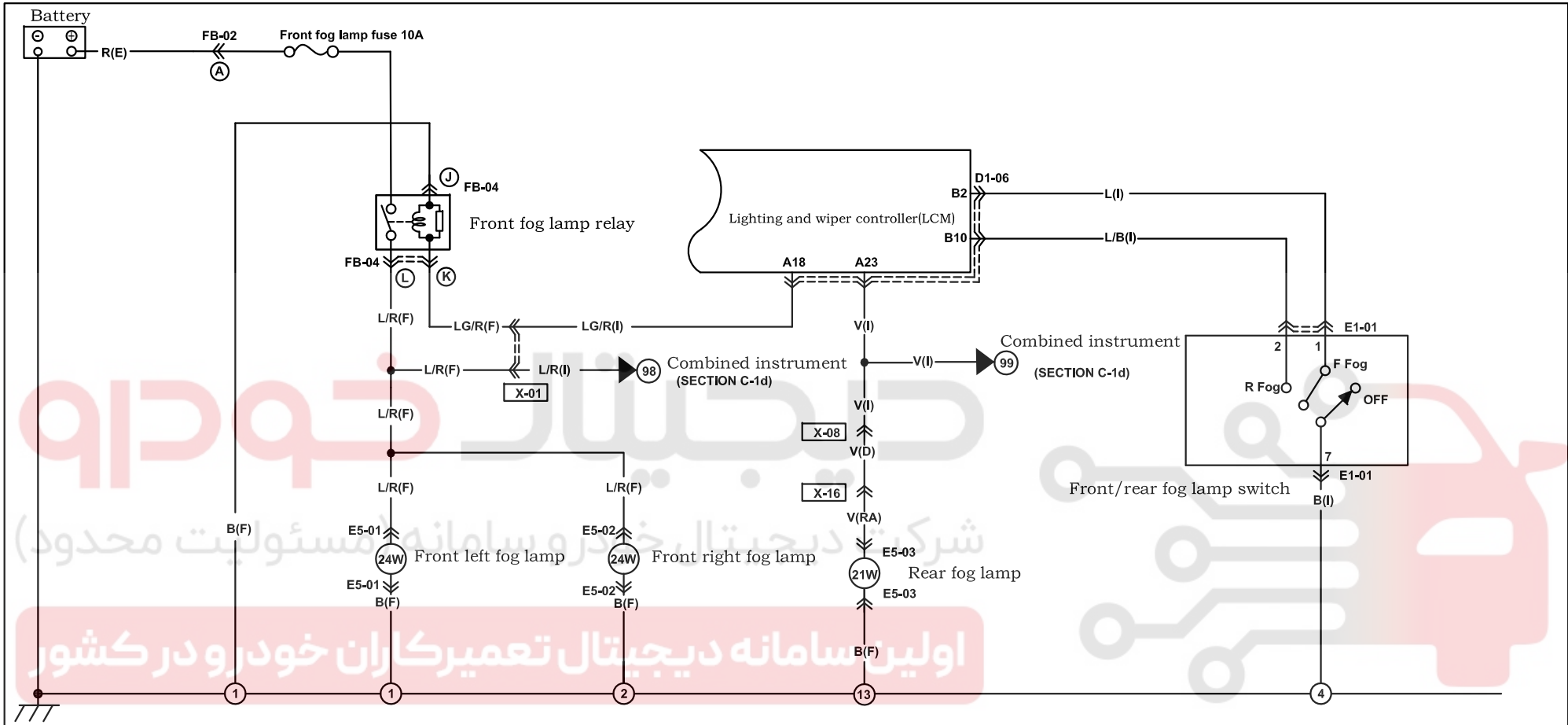


Harness mark:  (F)  (E)  (D)  (R)


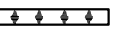

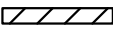


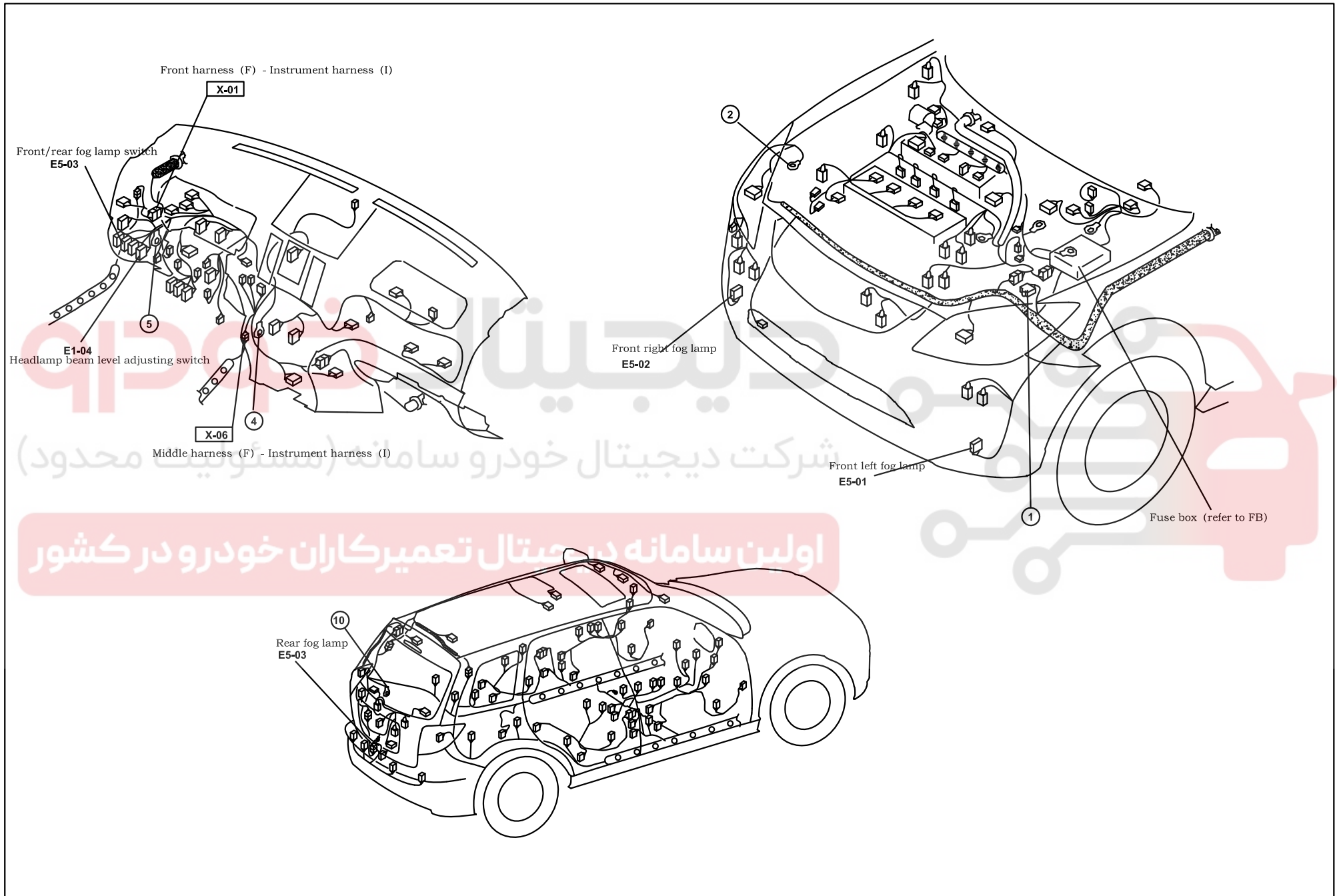
Front/rear fog lamp

E-5



| | | | | | | | | | | | | | | | | | | | | | | | | | | | | | | | | | | | | | | | | | | | | | | | | | | | | | |
|--|---|---|-----|-----|-----|-----|-----|------|------|-----|-----|-----|-----|-----|-----|-----|----|-----|-----|-----|-----|---|---|----|---|-----|------|-----|-----|-----|---|-----|--|----|---|---|-----|-----|-----|-----|---|------|----|----|---|-----|----|-----|-----|-----|-----|-----|-----|
| <p>E5-01 Front left fog lamp (F)</p> | <p>E5-03 Rear left fog lamp (RA)</p> | <p>D1-06 Lighting and wiper controller (I)</p> <table border="1"> <tr> <td>A13</td> <td>B/O</td> <td>L/Y</td> <td>B</td> <td>B</td> <td>L/O</td> <td>Y/G</td> <td>L/G</td> <td>P/L</td> <td>*</td> <td>BR</td> <td>*</td> <td>G/O</td> <td>G/L</td> <td>A1</td> </tr> <tr> <td>A26</td> <td>B/W</td> <td>B/Y</td> <td>R/L</td> <td>V</td> <td>L</td> <td>GR</td> <td>*</td> <td>L/R</td> <td>LG/R</td> <td>L/B</td> <td>G/B</td> <td>G/W</td> <td>B</td> <td>A14</td> </tr> </table> | A13 | B/O | L/Y | B | B | L/O | Y/G | L/G | P/L | * | BR | * | G/O | G/L | A1 | A26 | B/W | B/Y | R/L | V | L | GR | * | L/R | LG/R | L/B | G/B | G/W | B | A14 | <p>D1-06 Lighting and wiper controller (I)</p> <table border="1"> <tr> <td>B1</td> <td>G</td> <td>L</td> <td>L/Y</td> <td>L/R</td> <td>W/R</td> <td>V/R</td> <td>P</td> <td>LG/R</td> <td>B8</td> </tr> <tr> <td>B9</td> <td>Y</td> <td>L/B</td> <td>LG</td> <td>L/W</td> <td>W/Y</td> <td>V/B</td> <td>V/G</td> <td>W/L</td> <td>B16</td> </tr> </table> | B1 | G | L | L/Y | L/R | W/R | V/R | P | LG/R | B8 | B9 | Y | L/B | LG | L/W | W/Y | V/B | V/G | W/L | B16 |
| A13 | B/O | L/Y | B | B | L/O | Y/G | L/G | P/L | * | BR | * | G/O | G/L | A1 | | | | | | | | | | | | | | | | | | | | | | | | | | | | | | | | | | | | | | | |
| A26 | B/W | B/Y | R/L | V | L | GR | * | L/R | LG/R | L/B | G/B | G/W | B | A14 | | | | | | | | | | | | | | | | | | | | | | | | | | | | | | | | | | | | | | | |
| B1 | G | L | L/Y | L/R | W/R | V/R | P | LG/R | B8 | | | | | | | | | | | | | | | | | | | | | | | | | | | | | | | | | | | | | | | | | | | | |
| B9 | Y | L/B | LG | L/W | W/Y | V/B | V/G | W/L | B16 | | | | | | | | | | | | | | | | | | | | | | | | | | | | | | | | | | | | | | | | | | | | |
| <p>E5-02 Front right fog lamp (F)</p> | <p>E1-01 Headlamp switch (I)</p> <table border="1"> <tr> <td>6</td> <td>L/W</td> <td>*</td> <td>L/O</td> <td>L/G</td> <td>L/B</td> <td>L</td> <td>1</td> </tr> <tr> <td>12</td> <td>*</td> <td>*</td> <td>L/R</td> <td>LG</td> <td>L/Y</td> <td>B</td> <td>7</td> </tr> </table> | 6 | L/W | * | L/O | L/G | L/B | L | 1 | 12 | * | * | L/R | LG | L/Y | B | 7 | | | | | | | | | | | | | | | | | | | | | | | | | | | | | | | | | | | | |
| 6 | L/W | * | L/O | L/G | L/B | L | 1 | | | | | | | | | | | | | | | | | | | | | | | | | | | | | | | | | | | | | | | | | | | | | | |
| 12 | * | * | L/R | LG | L/Y | B | 7 | | | | | | | | | | | | | | | | | | | | | | | | | | | | | | | | | | | | | | | | | | | | | | |

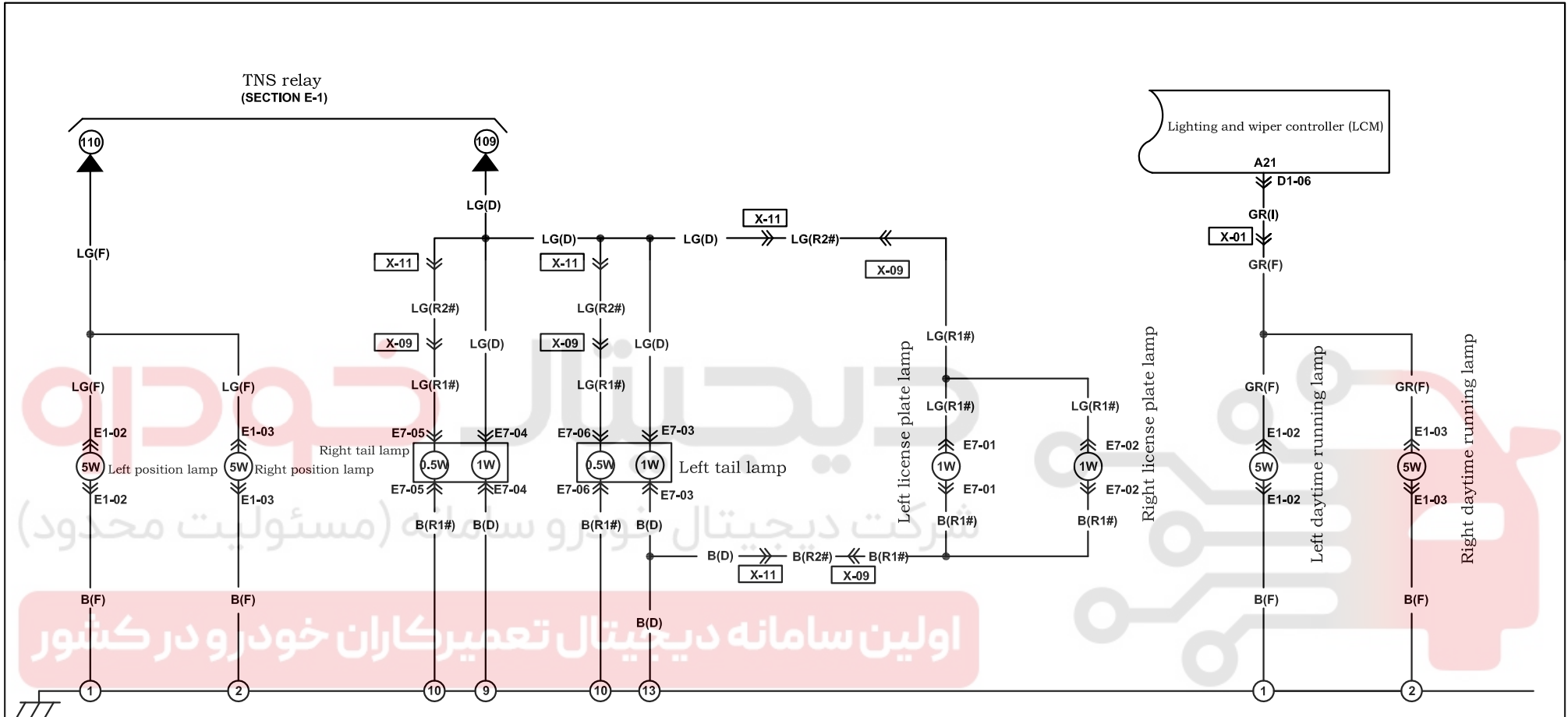
Harness mark:  (F)  (E)  (D)  (R)



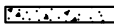



اولین سامانه دیجیتال خودرو سامانه (مستقیم محدود)
اولین سامانه دیجیتال تعمیرکاران خودرو در کشور

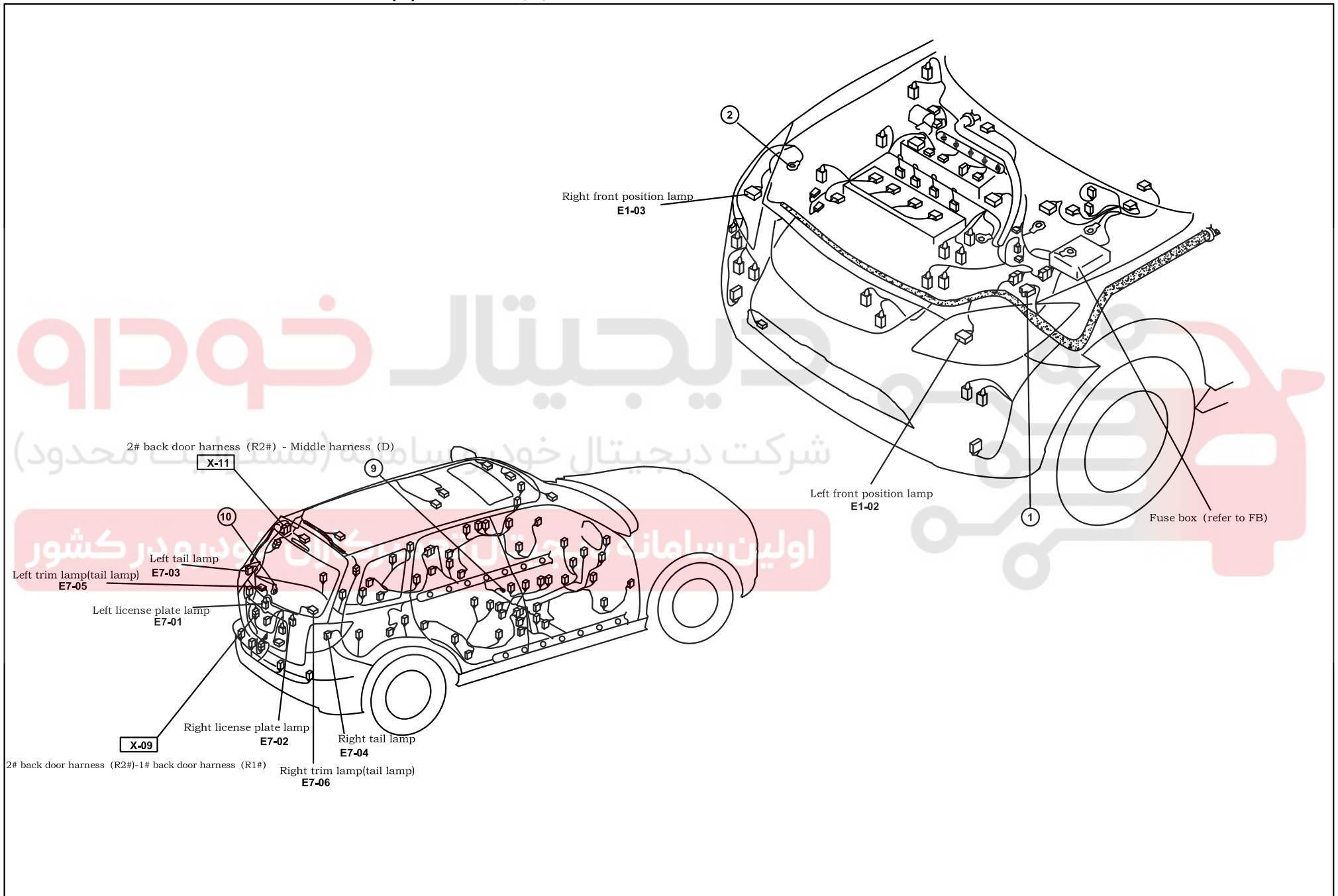
License plate lamp/position lamp/tail lamp/daytime running lamp

E-7

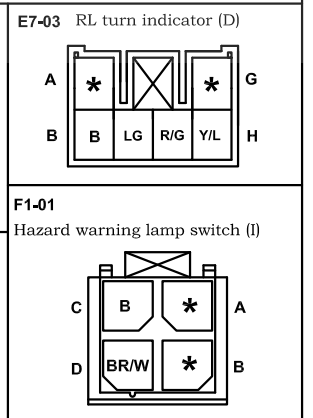
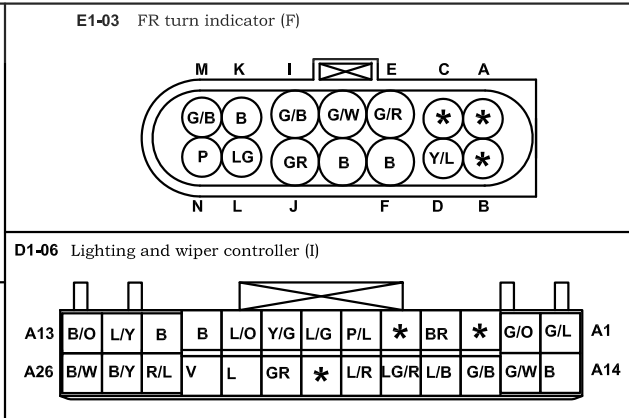
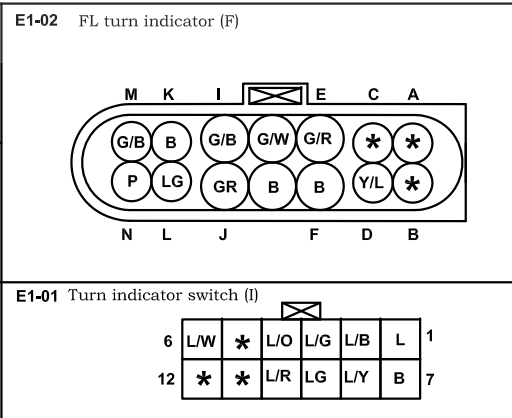
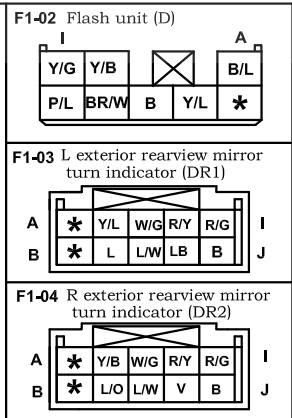
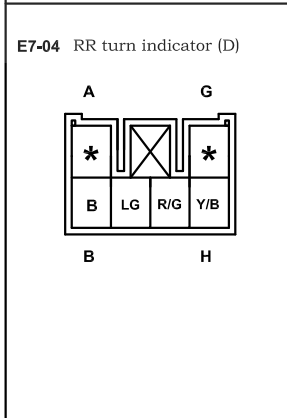
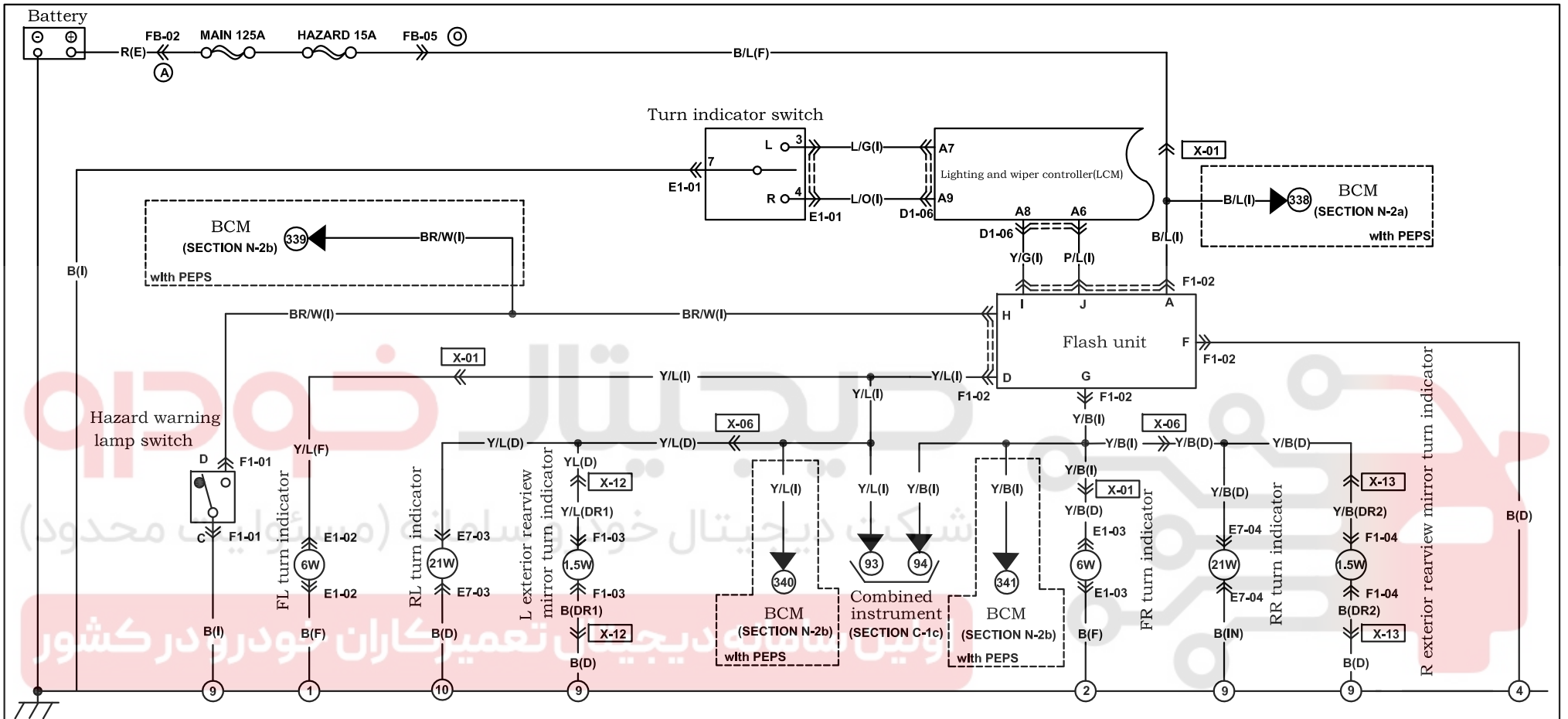


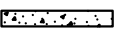


| | | | | | |
|---|--|--|---|--|--|
| <p>E7-01 Left license plate lamp (R1#)</p> | <p>E7-02 Right license plate lamp (R1#)</p> | <p>E7-03 Left tail lamp (D)</p> | <p>E7-04 Right tail lamp (D)</p> | <p>E1-02 Left position lamp (F)</p> | |
| <p>E1-03 Right position lamp (F)</p> | | <p>E7-05 Left trim lamp(tail lamp)(R2#)</p> | <p>E7-06 Right trim lamp(tail lamp)(R2#)</p> | | |

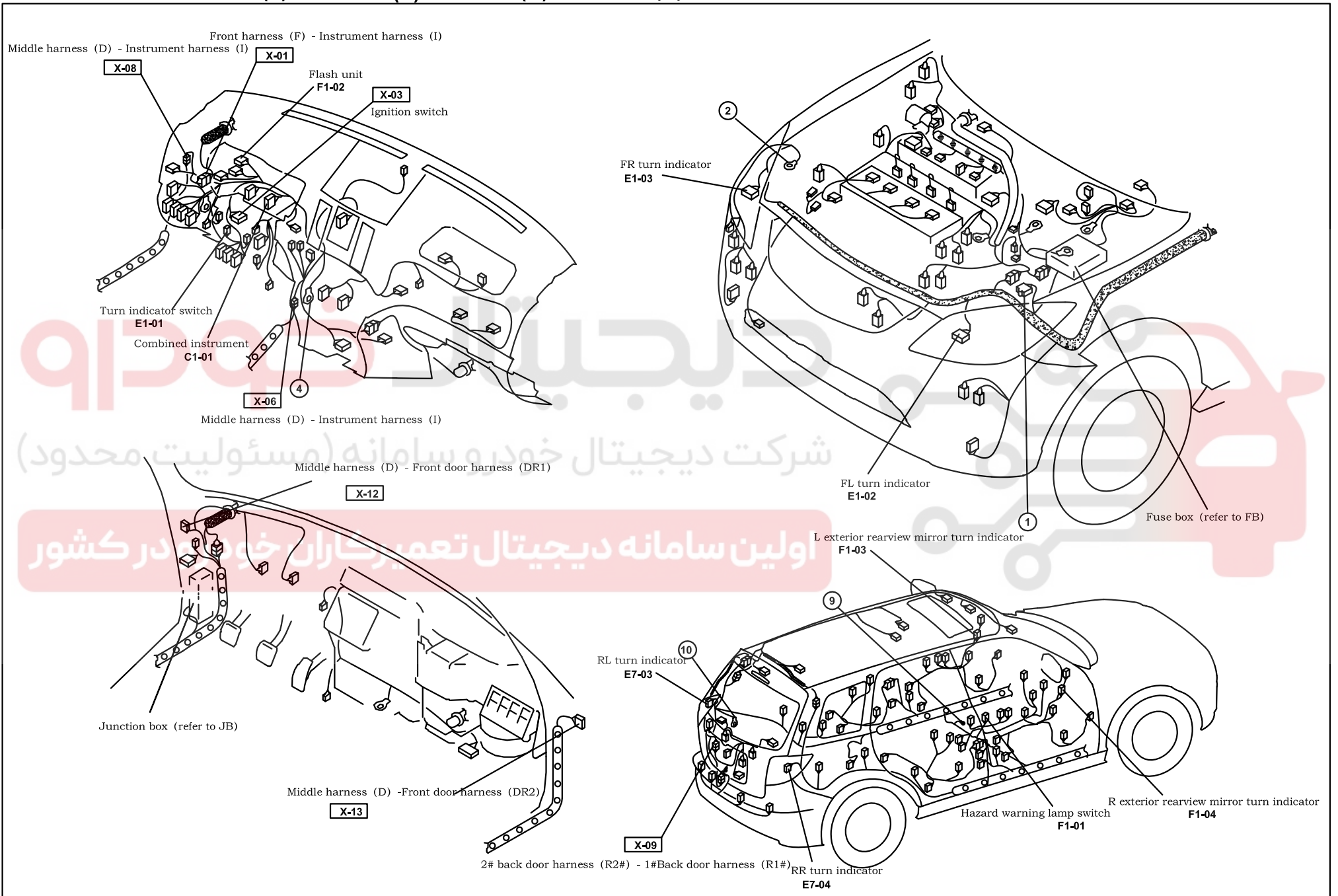
Harness mark:  (F)  (E)  (D)  (R)



Turn indicator and hazard warning lamp

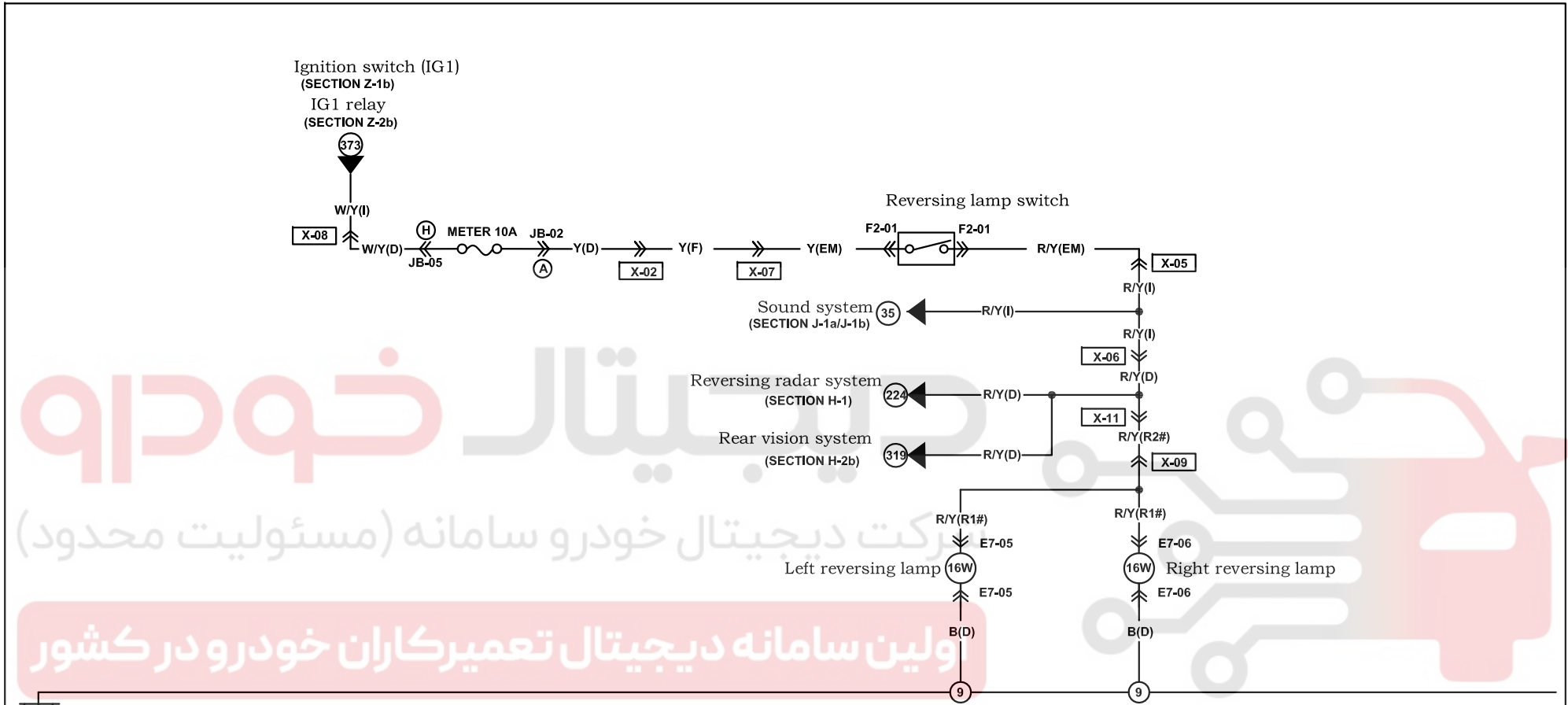


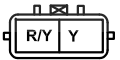
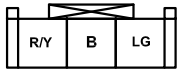
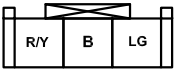
Harness mark:  (F)  (E)  (D)  (R)

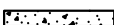





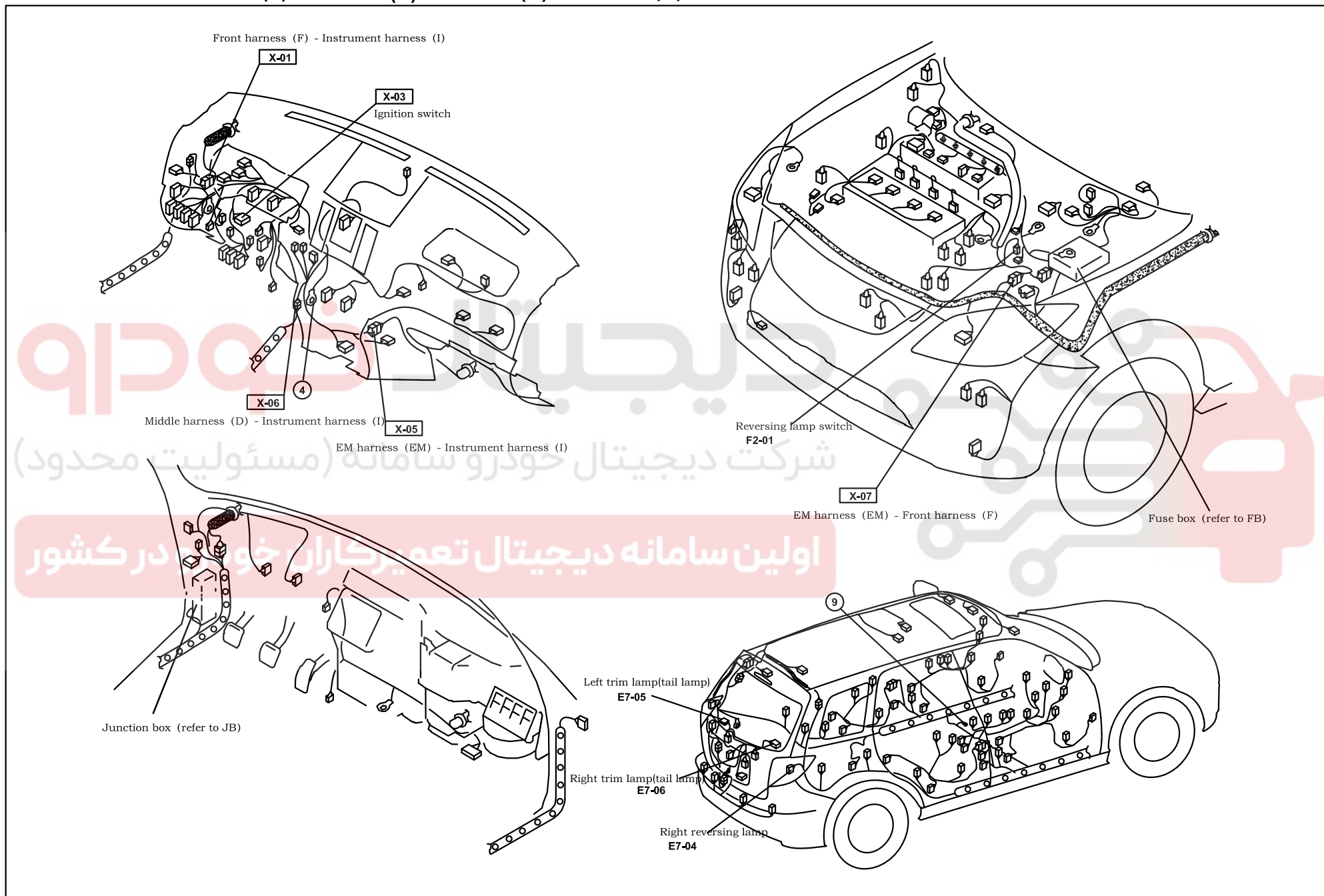
Reversing lamp

F-2



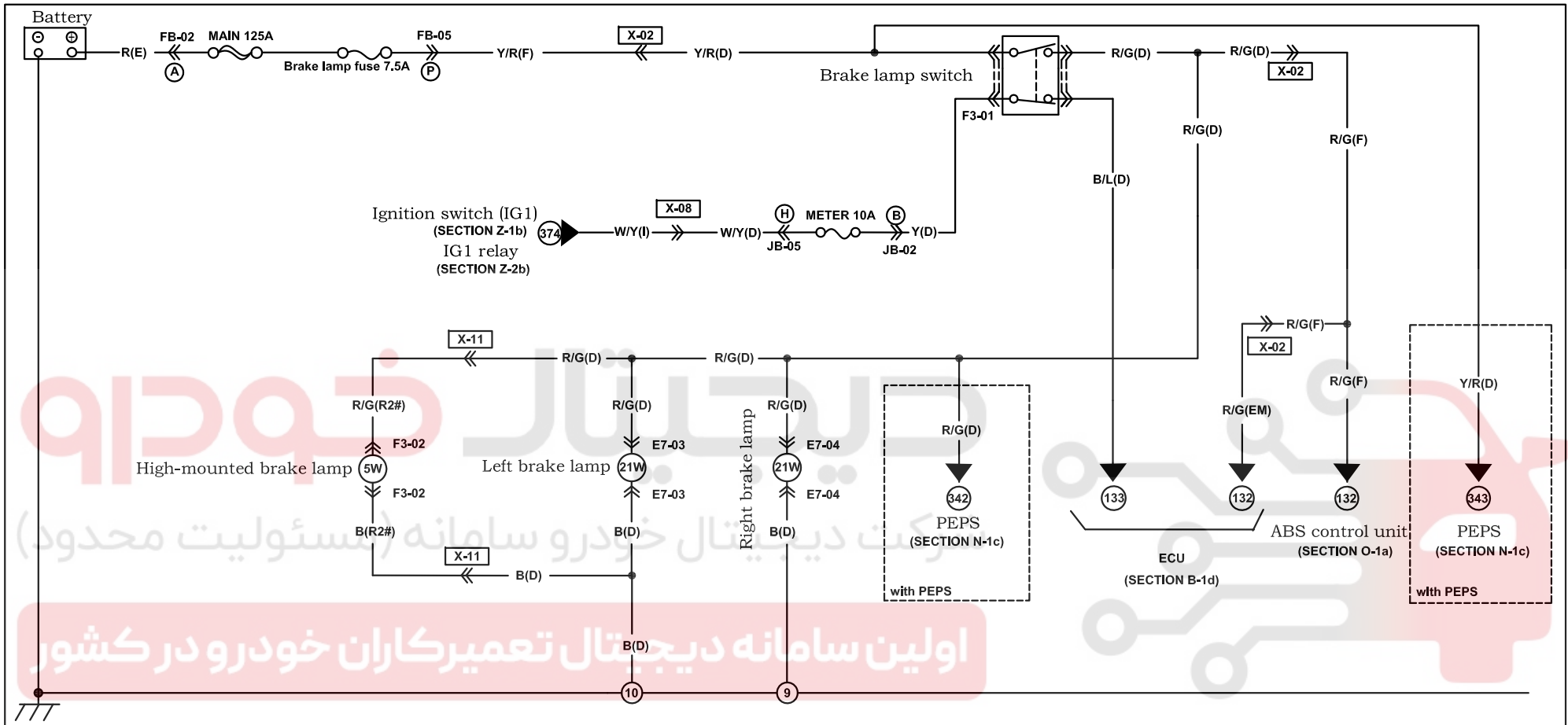
| | | | | | | |
|---|---|--|--|--|--|--|
| <p>F2-01 Reversing lamp switch (EM)</p>  | <p>E7-05 Left trim lamp(tail lamp)(R2#)</p>  | <p>E7-06 Right trim lamp(tail lamp)(R2#)</p>  | | | | |
| | | | | | | |
| | | | | | | |

Harness mark:  (F)  (E)  (D)  (R)







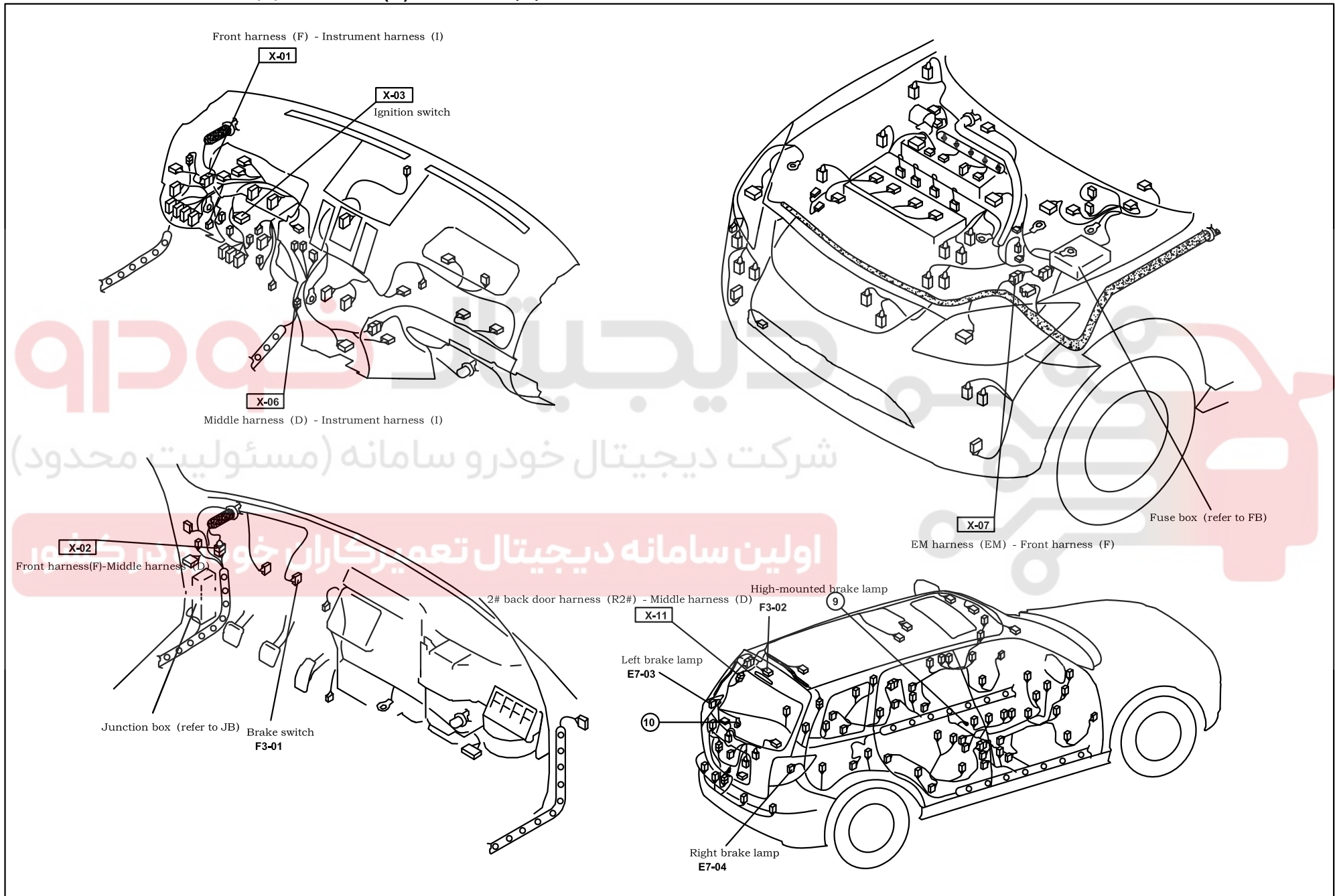
Brake lamp

F-3



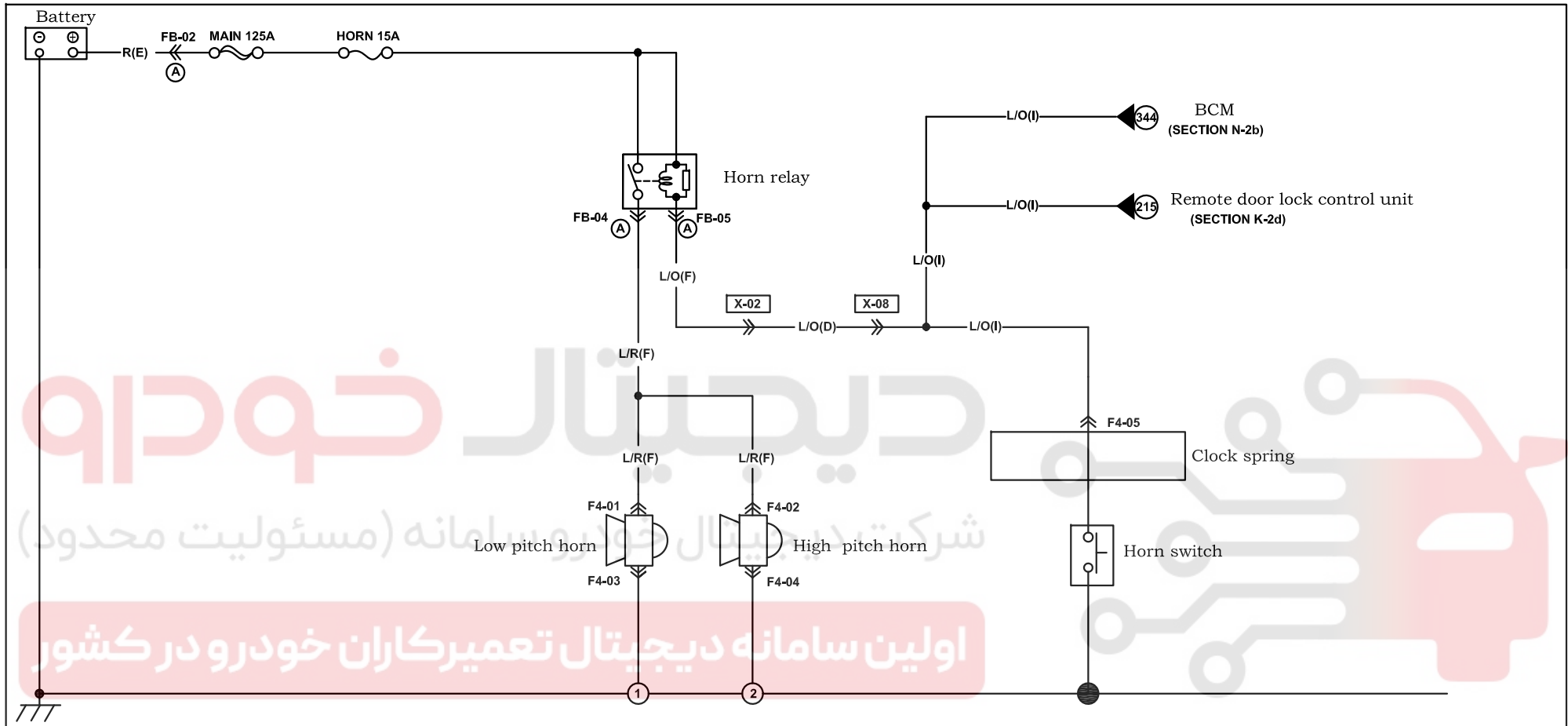
| | | | | | |
|--|--|--|--|--|--|
| <p>F3-01 Brake switch (D)</p> | <p>F3-02 High-mounted brake lamp(R2#)</p> | | | | |
| <p>E7-03 Left brake lamp(D)</p> | <p>E7-04 Right brake lamp(D)</p> | | | | |

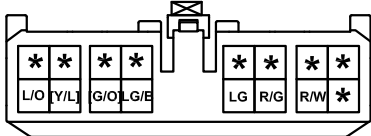
Harness mark:  (F)  (E)  (D)  (R)

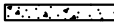





Horn

F-4



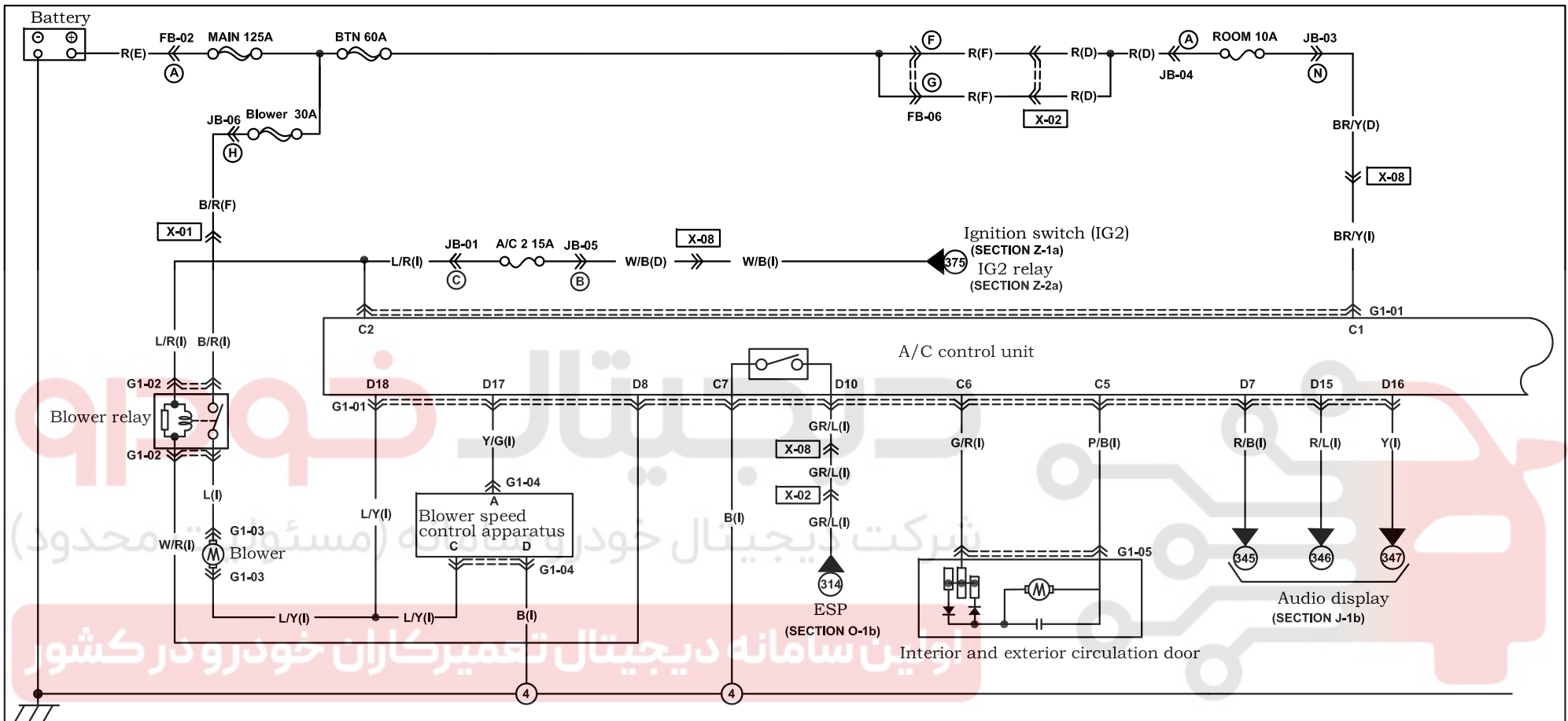
| | | | | |
|---|---|---|--|--|
| <p>F4-01 Low pitch horn (F)</p> <p>L/R <input type="checkbox"/></p> | <p>F4-02 High pitch horn(F)</p> <p>L/R <input type="checkbox"/></p> | <p>F4-05 Clock spring (1) <input type="checkbox"/> With cruise</p>  | | |
| <p>F4-03 Low pitch horn (F)</p> <p>B <input type="checkbox"/></p> | <p>F4-04 High pitch horn(F)</p> <p>B <input type="checkbox"/></p> | | | |
| | | | | |

Harness mark:  (F)  (E)  (D)  (R)



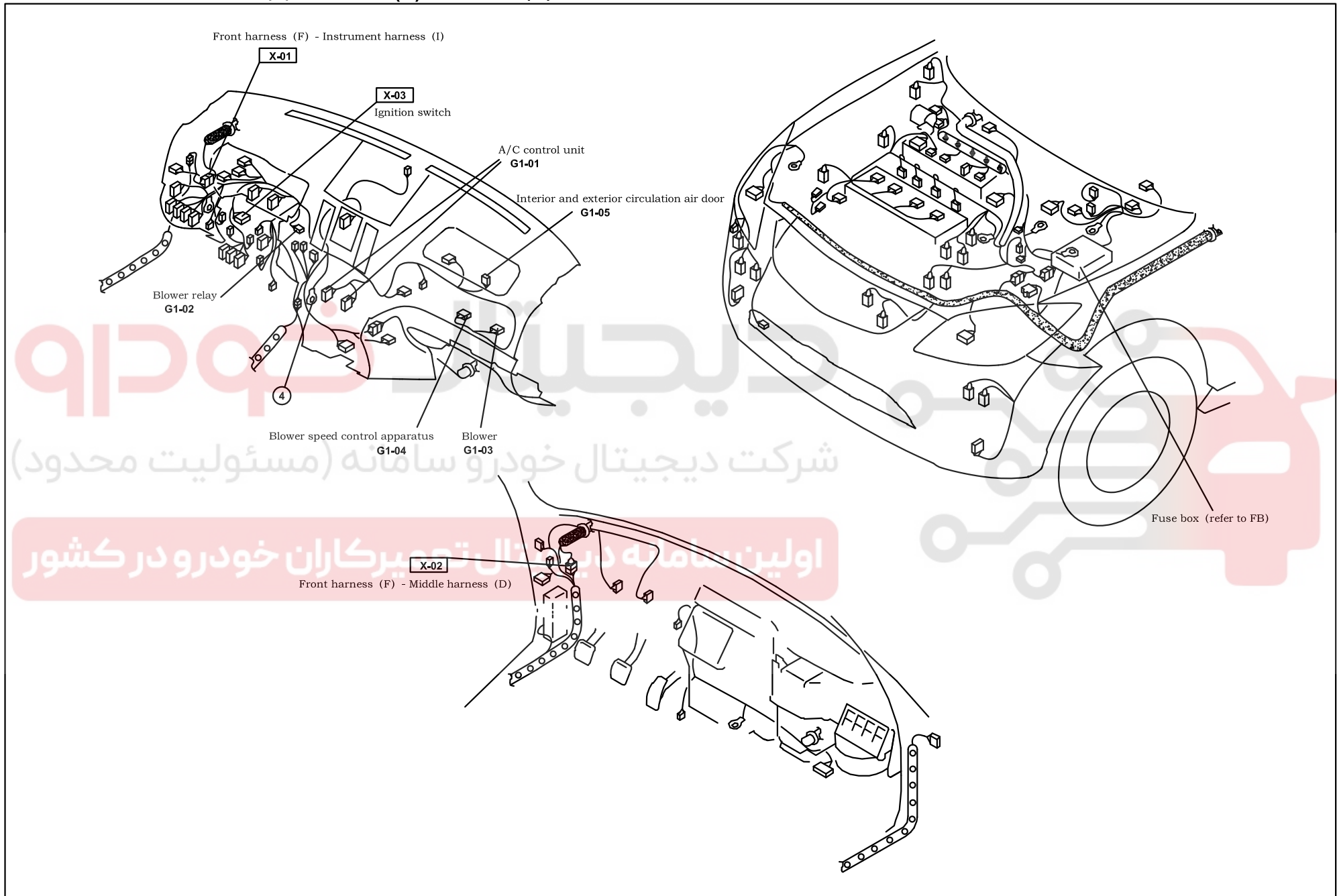
Air conditioning system

G-1a



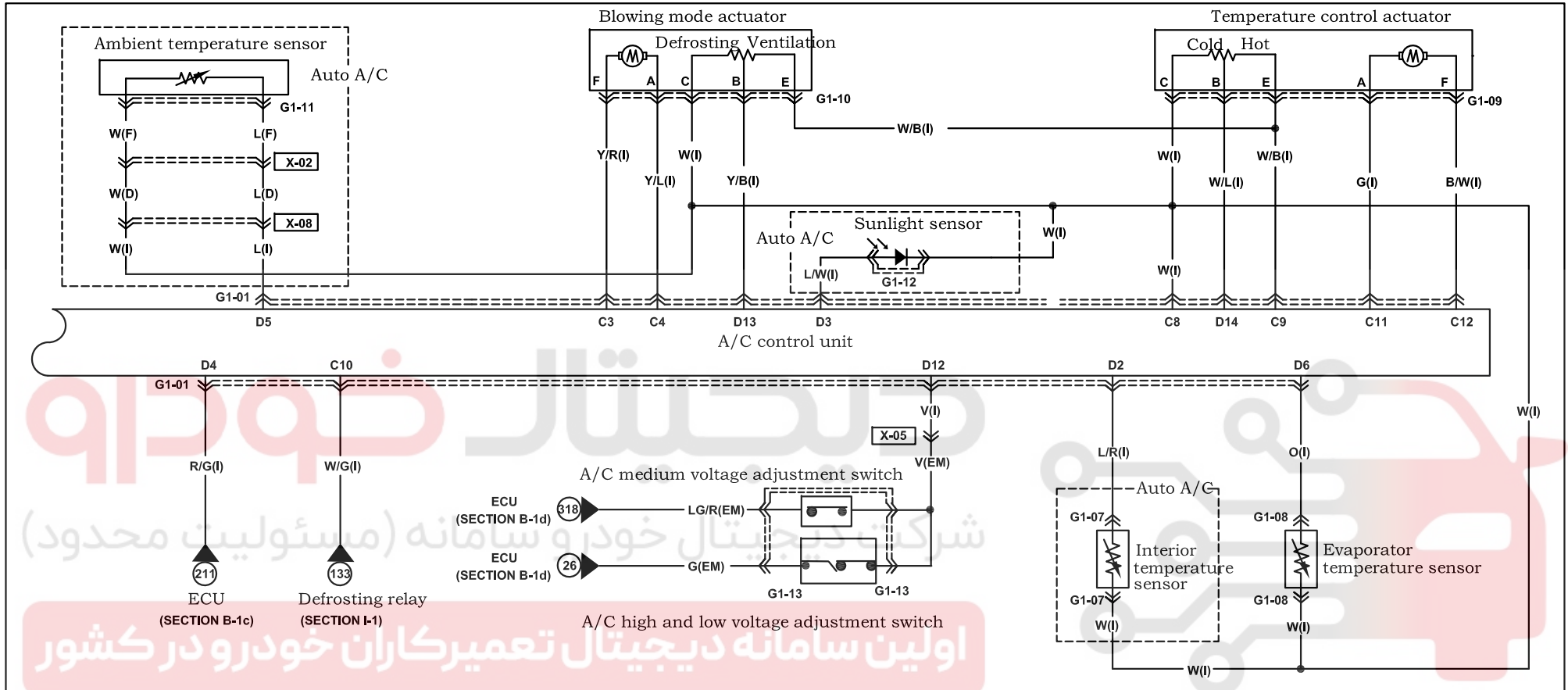
| | | | | | | | | | | | | | | | | | | | | | | | | | | | | | | | | | | | | | | | | | | | | | | | | | |
|---|-----|------|-----|------|-----|-----|-----|-----|-----|---|---|-----|-----|---|-----|----|-----|-----|----|-----|-----|----|-----|-----|-----|---|---|-----|-----|---|------|---|------|------|---|-----|----|-----|---|-----|-----|---|---|---|---|--------------------------------------|--------------------------------|---|--|
| <p>G1-01 A/C control unit (I) () with ESP</p> <table border="1" style="width: 100%;"> <tr> <td style="width: 33%;">C1</td> <td style="width: 33%;">C6</td> <td style="width: 33%;">D10</td> </tr> <tr> <td>BR/Y</td> <td>L/R</td> <td>Y/R</td> </tr> <tr> <td>Y/L</td> <td>P/B</td> <td>G/R</td> </tr> <tr> <td>B</td> <td>W</td> <td>W/B</td> </tr> <tr> <td>W/G</td> <td>G</td> <td>B/W</td> </tr> <tr> <td>C7</td> <td>C12</td> <td>D20</td> </tr> </table> <table border="1" style="width: 100%;"> <tr> <td style="width: 33%;">D1</td> <td style="width: 33%;">D11</td> <td style="width: 33%;">D20</td> </tr> <tr> <td>LG</td> <td>L/R</td> <td>L/W</td> </tr> <tr> <td>R/G</td> <td>L</td> <td>O</td> </tr> <tr> <td>R/B</td> <td>W/R</td> <td>*</td> </tr> <tr> <td>GR/L</td> <td>*</td> <td>GR/L</td> </tr> <tr> <td>LG/B</td> <td>V</td> <td>Y/B</td> </tr> <tr> <td>WL</td> <td>R/L</td> <td>Y</td> </tr> <tr> <td>Y/G</td> <td>L/Y</td> <td>*</td> </tr> <tr> <td>*</td> <td>*</td> <td>*</td> </tr> </table> | C1 | C6 | D10 | BR/Y | L/R | Y/R | Y/L | P/B | G/R | B | W | W/B | W/G | G | B/W | C7 | C12 | D20 | D1 | D11 | D20 | LG | L/R | L/W | R/G | L | O | R/B | W/R | * | GR/L | * | GR/L | LG/B | V | Y/B | WL | R/L | Y | Y/G | L/Y | * | * | * | * | <p>G1-02 Blower relay (I)</p> | <p>G1-03 Blower (I)</p> | <p>G1-04 Blower speed control apparatus(I)</p> | <p>G1-05 Interior and exterior circulation door (I)</p> |
| C1 | C6 | D10 | | | | | | | | | | | | | | | | | | | | | | | | | | | | | | | | | | | | | | | | | | | | | | | |
| BR/Y | L/R | Y/R | | | | | | | | | | | | | | | | | | | | | | | | | | | | | | | | | | | | | | | | | | | | | | | |
| Y/L | P/B | G/R | | | | | | | | | | | | | | | | | | | | | | | | | | | | | | | | | | | | | | | | | | | | | | | |
| B | W | W/B | | | | | | | | | | | | | | | | | | | | | | | | | | | | | | | | | | | | | | | | | | | | | | | |
| W/G | G | B/W | | | | | | | | | | | | | | | | | | | | | | | | | | | | | | | | | | | | | | | | | | | | | | | |
| C7 | C12 | D20 | | | | | | | | | | | | | | | | | | | | | | | | | | | | | | | | | | | | | | | | | | | | | | | |
| D1 | D11 | D20 | | | | | | | | | | | | | | | | | | | | | | | | | | | | | | | | | | | | | | | | | | | | | | | |
| LG | L/R | L/W | | | | | | | | | | | | | | | | | | | | | | | | | | | | | | | | | | | | | | | | | | | | | | | |
| R/G | L | O | | | | | | | | | | | | | | | | | | | | | | | | | | | | | | | | | | | | | | | | | | | | | | | |
| R/B | W/R | * | | | | | | | | | | | | | | | | | | | | | | | | | | | | | | | | | | | | | | | | | | | | | | | |
| GR/L | * | GR/L | | | | | | | | | | | | | | | | | | | | | | | | | | | | | | | | | | | | | | | | | | | | | | | |
| LG/B | V | Y/B | | | | | | | | | | | | | | | | | | | | | | | | | | | | | | | | | | | | | | | | | | | | | | | |
| WL | R/L | Y | | | | | | | | | | | | | | | | | | | | | | | | | | | | | | | | | | | | | | | | | | | | | | | |
| Y/G | L/Y | * | | | | | | | | | | | | | | | | | | | | | | | | | | | | | | | | | | | | | | | | | | | | | | | |
| * | * | * | | | | | | | | | | | | | | | | | | | | | | | | | | | | | | | | | | | | | | | | | | | | | | | |
| | | | | | | | | | | | | | | | | | | | | | | | | | | | | | | | | | | | | | | | | | | | | | | | | | |

Harness mark:  (F)  (E)  (D)  (R)

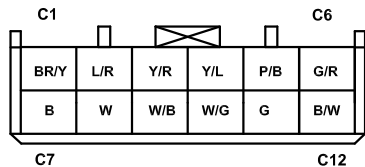


Air conditioning system

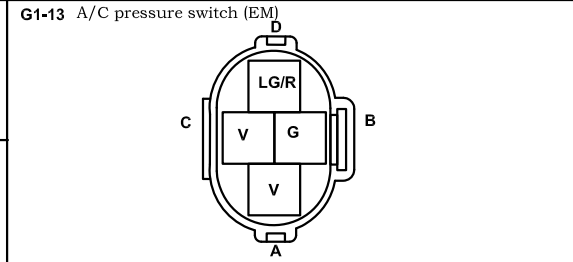
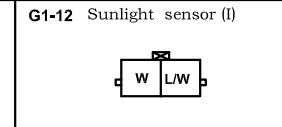
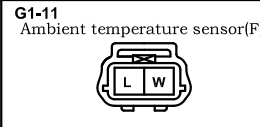
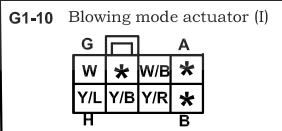
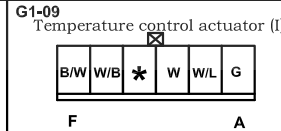
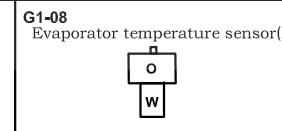
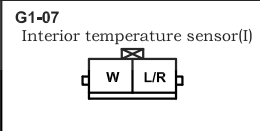
G-1b



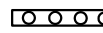
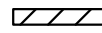


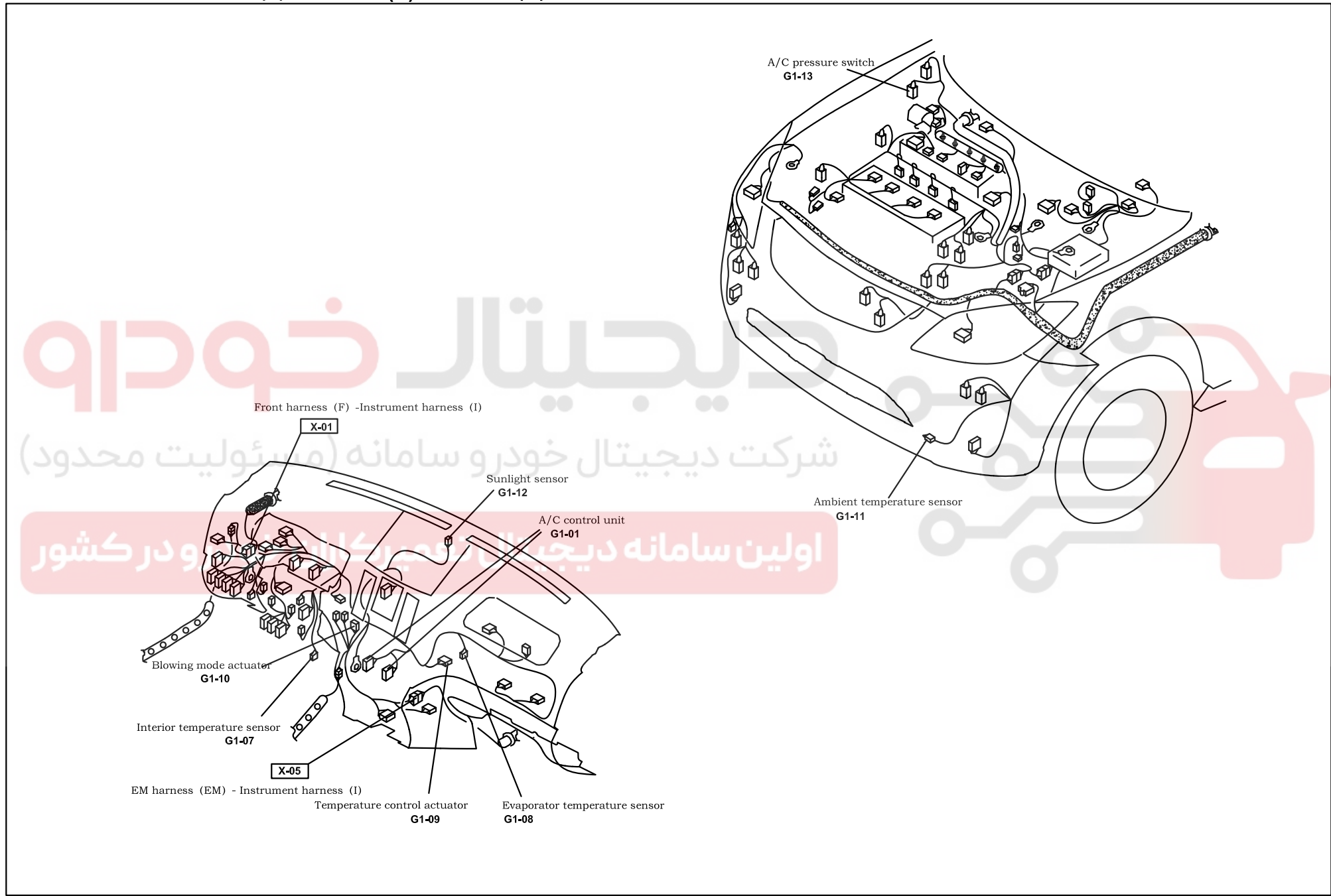
G1-01 A/C control unit (I)



() with ESP



Harness mark:  (F)  (E)  (D)  (R)



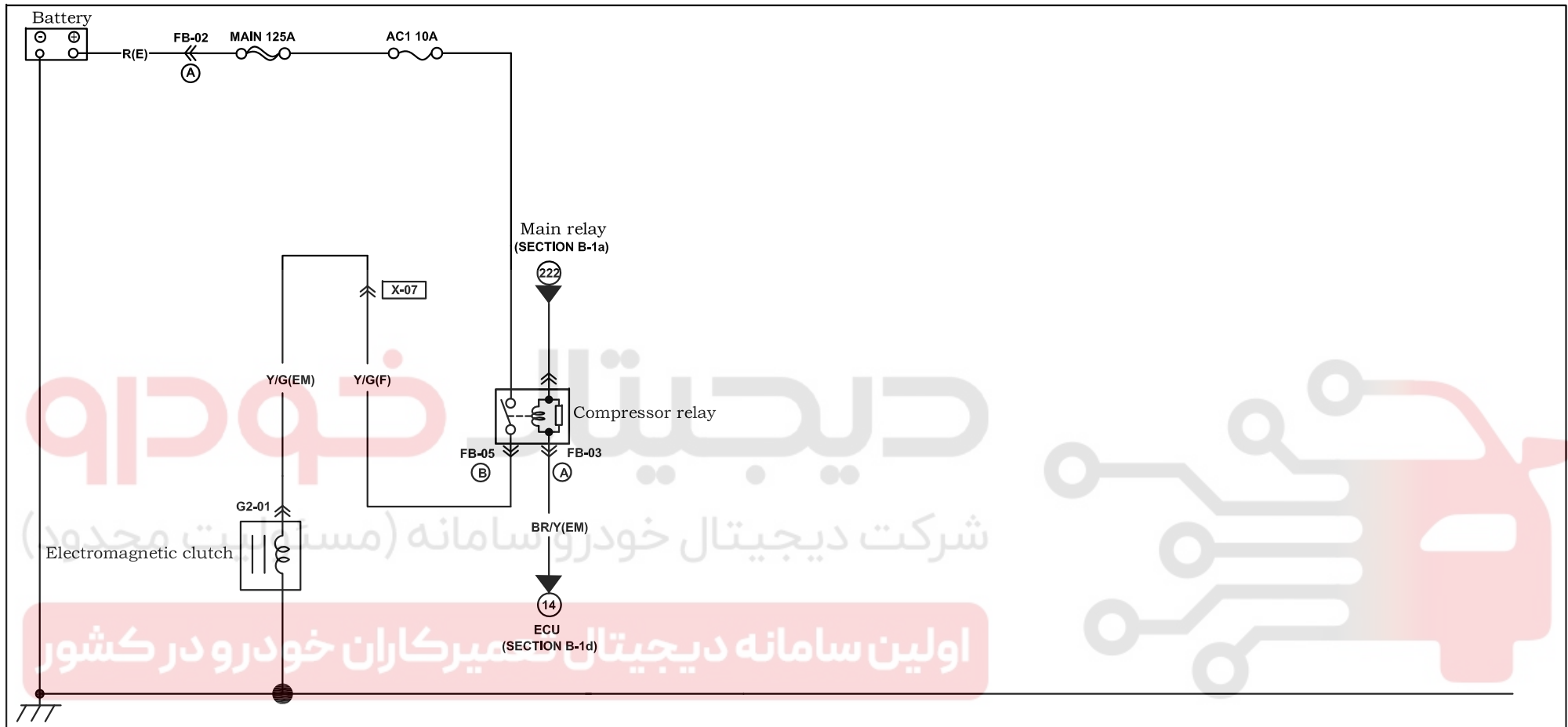
دیجیتال خودرو


شرکت دیجیتال خودرو سامانه (مسئولیت محدود)

اولین سامانه دیجیتال تعمیر کاران و در کشور

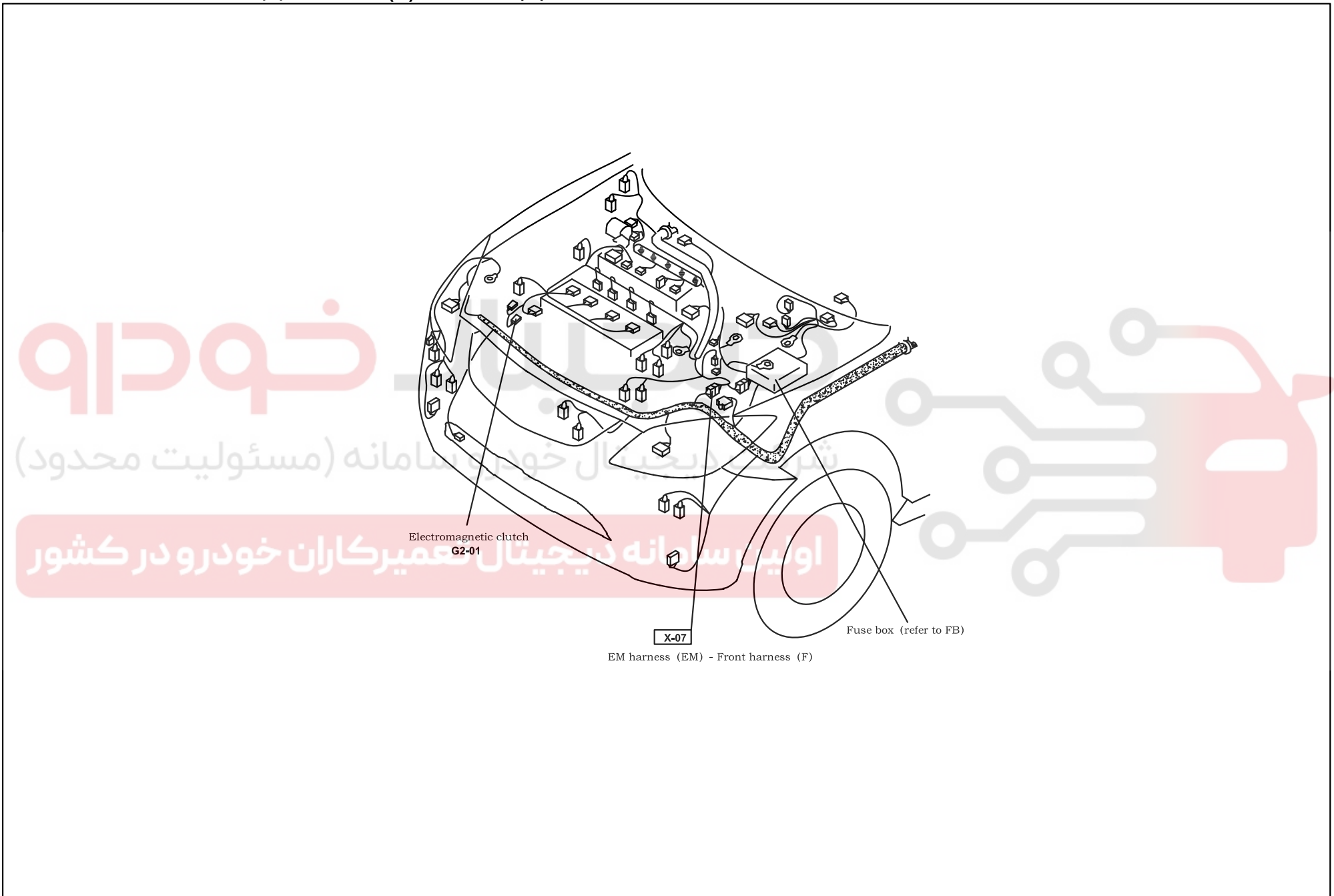
Compressor control system

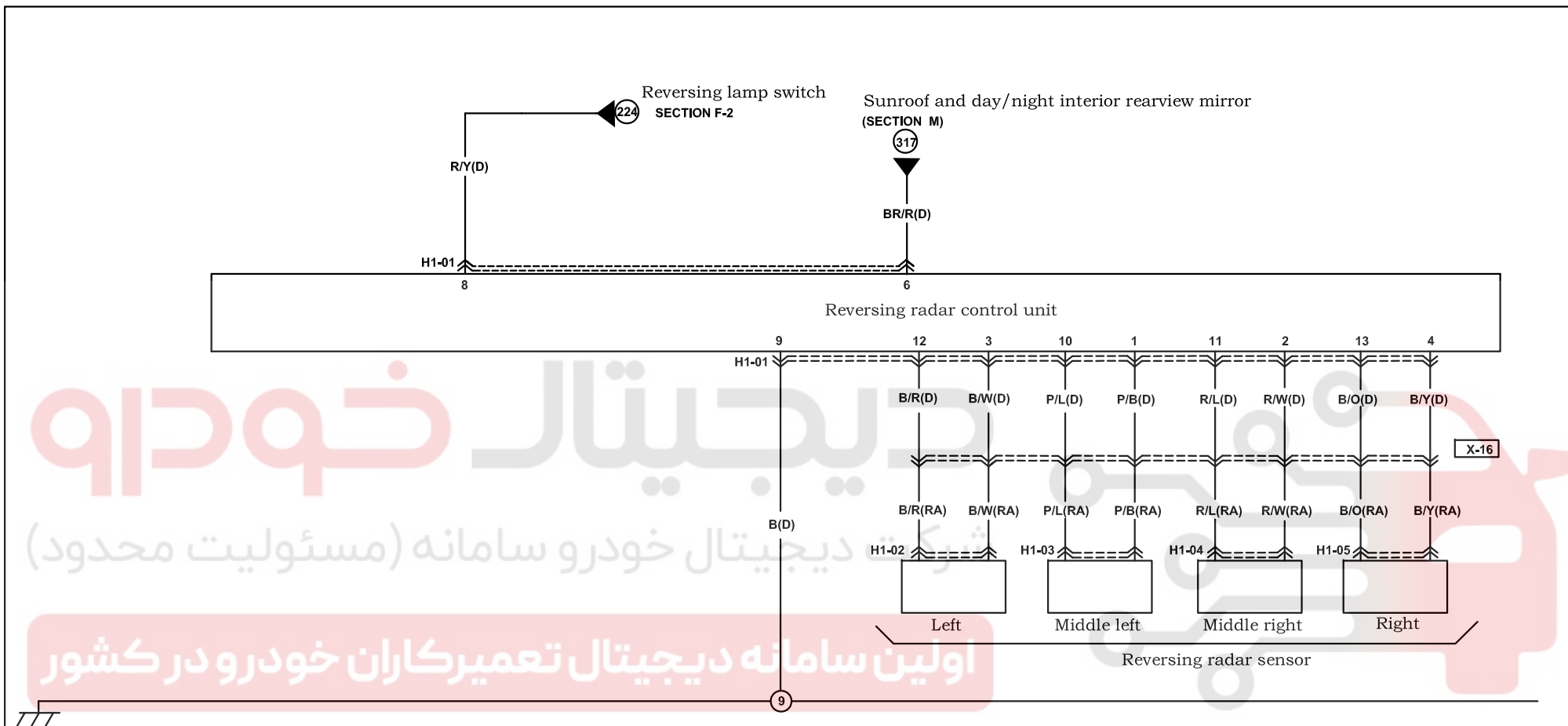
G-2




| | | | | | | |
|--|--|--|--|--|--|--|
| <p>G2-01 Electromagnetic clutch (EM)</p>  | | | | | | |
| | | | | | | |
| | | | | | | |

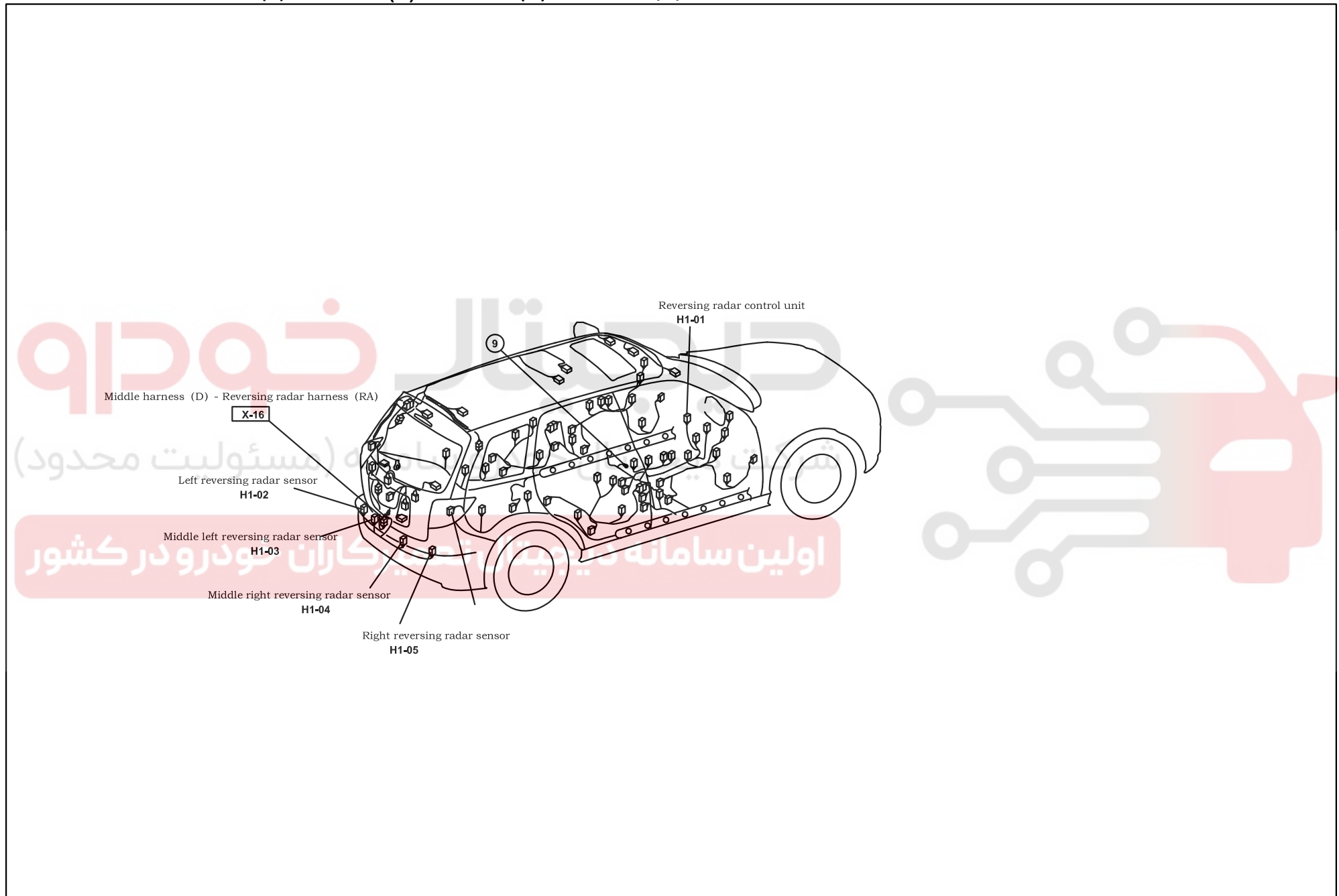
Harness mark:  (F)  (E)  (D)  (R)





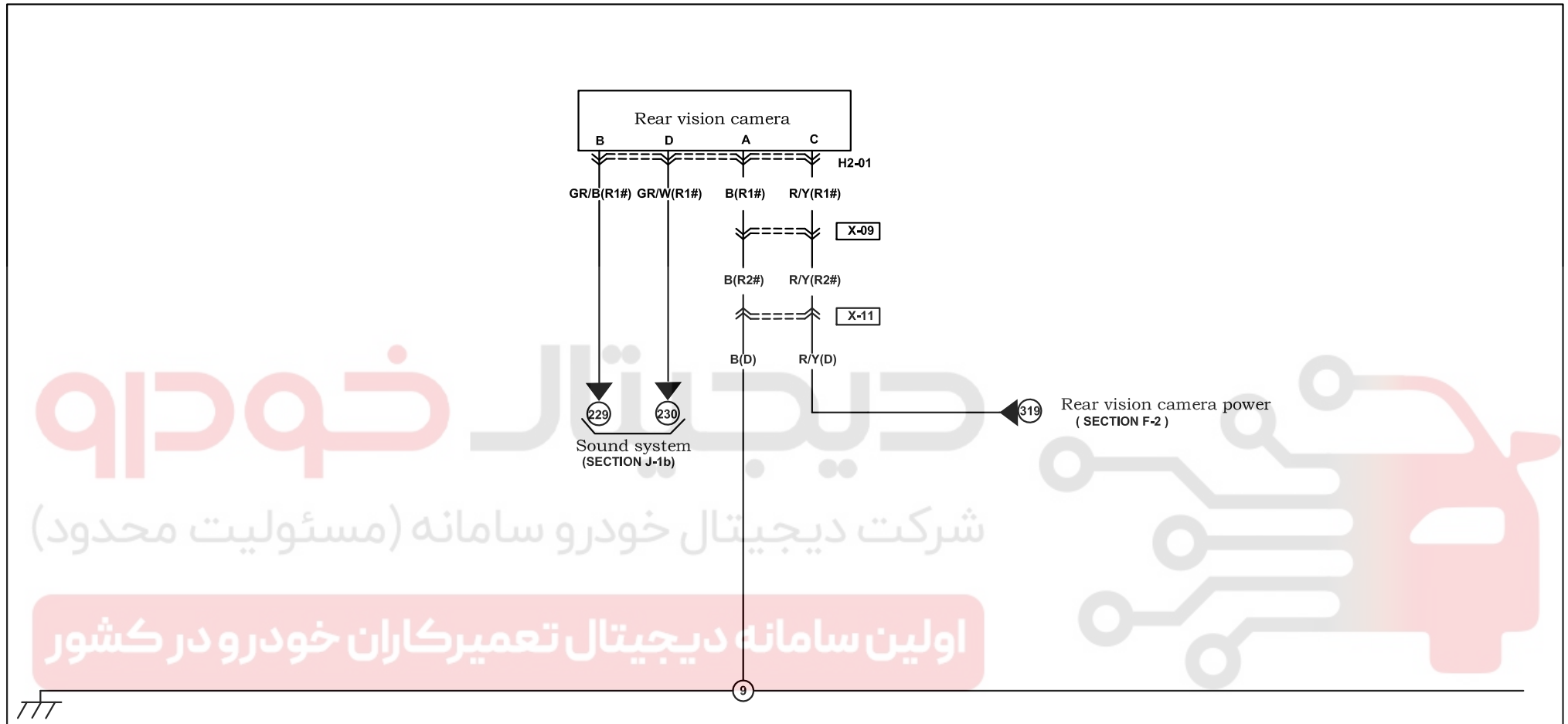
| | | | | | |
|--|---|--|---|--|--|
| <p>H1-01 Reversing radar control unit (IN)</p> | <p>H1-02 Left reversing radar sensor (RA)</p> | <p>H1-03 Middle left reversing radar sensor (RA)</p> | <p>H1-04 Middle right reversing radar sensor (RA)</p> | <p>H1-05 Right reversing radar sensor (RA)</p> | |
| | | | | | |

Harness mark:  (F)  (E)  (D)  (R)



Rear vision system

H-2

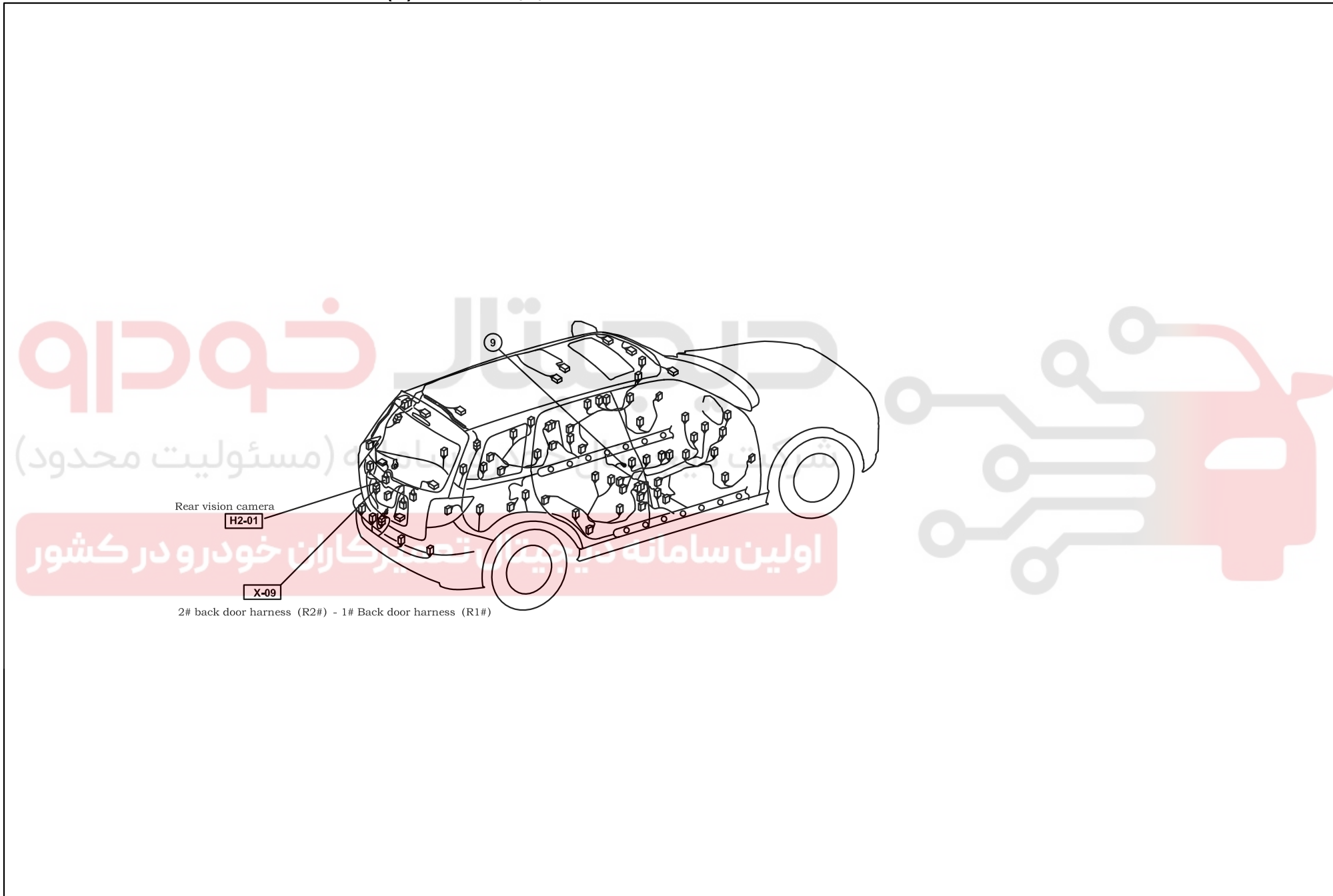


H2-01 Rear vision camera (R1#)

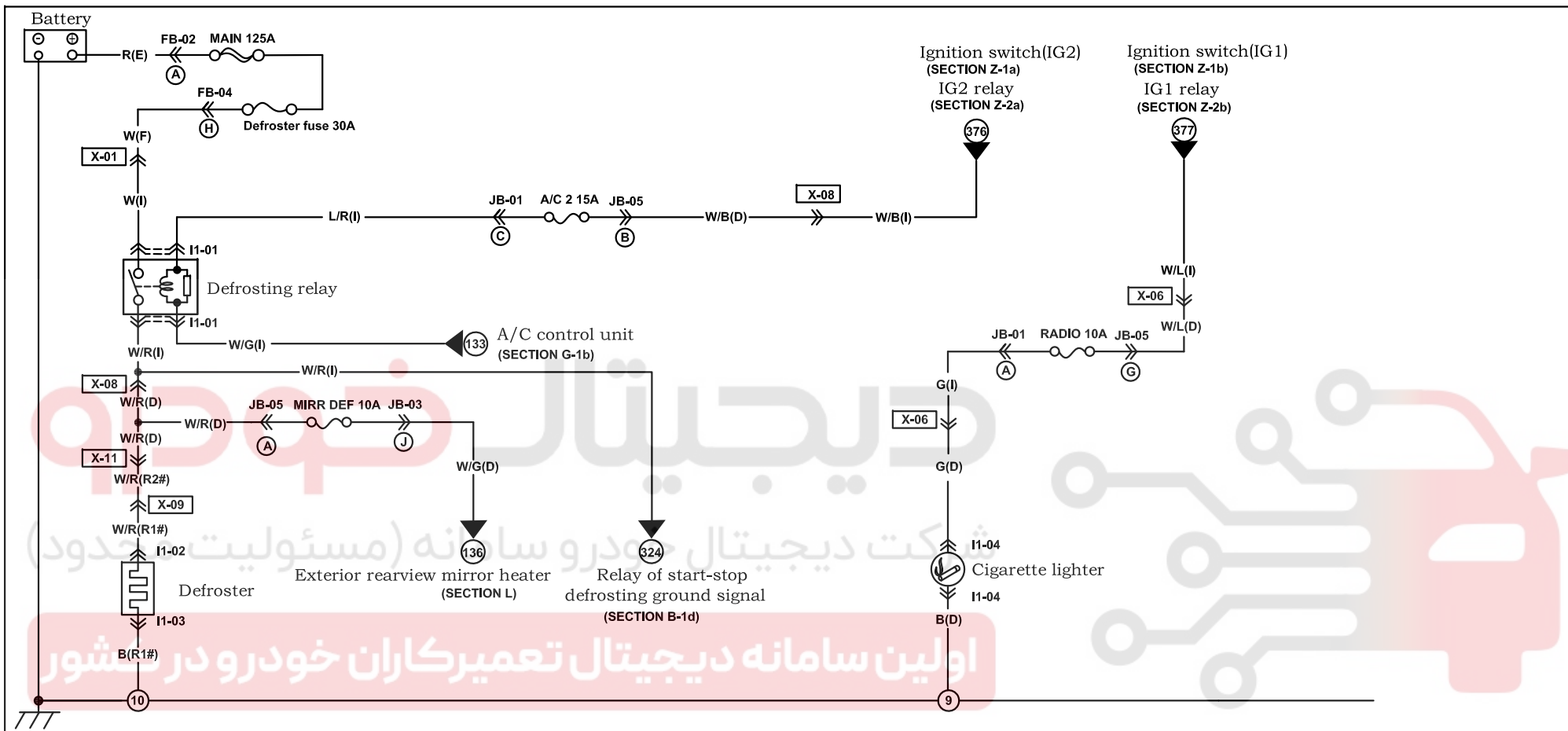


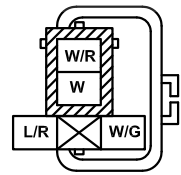


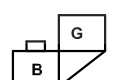
| | | | | |
|--|--|--|--|--|
| | | | | |
| | | | | |
| | | | | |

Harness mark:  (F)  (E)  (D)  (R)

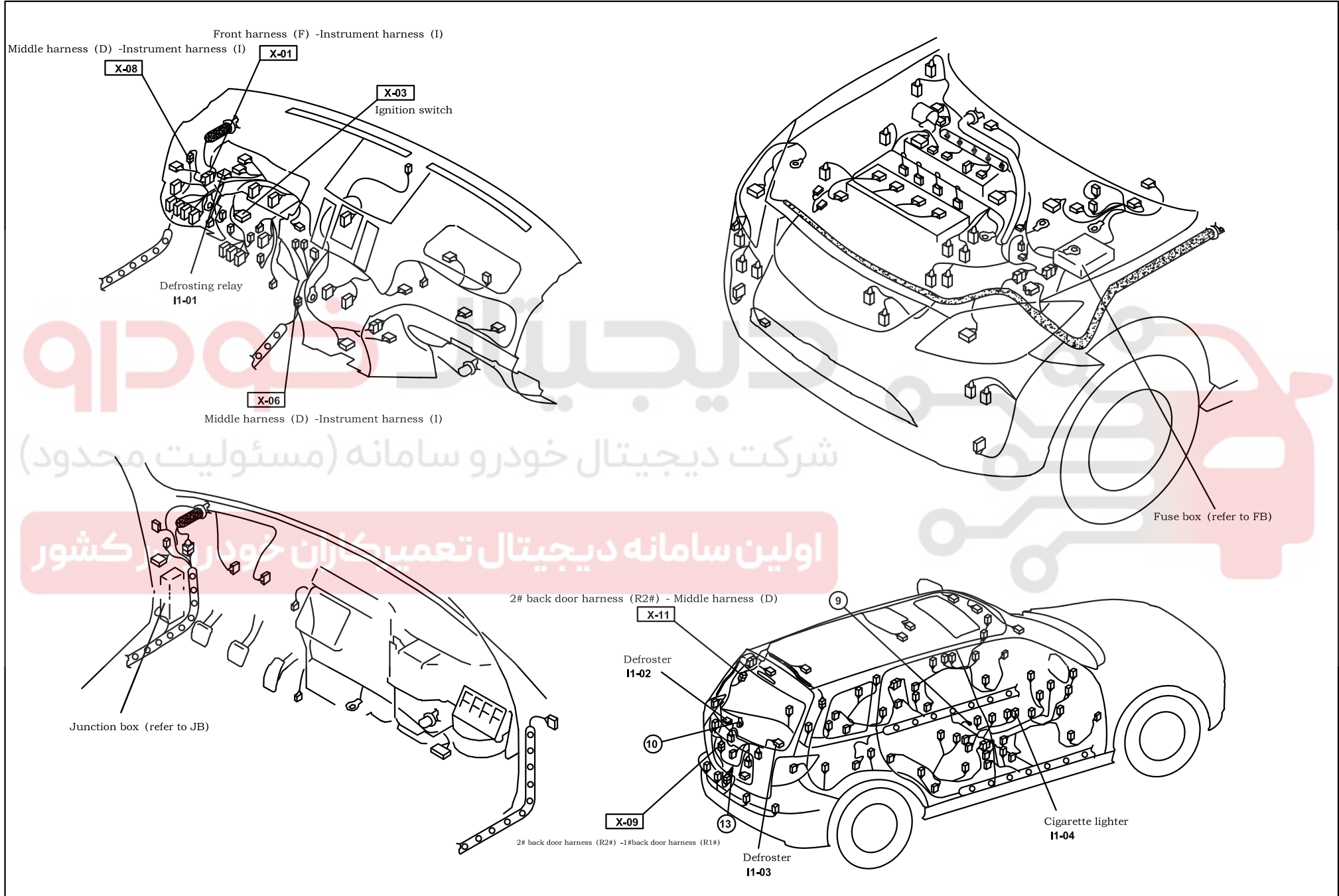


Cigarette lighter/Rear defroster system



| | | | | | |
|---|--|--|--|--|--|
| <p>I1-01 Defrosting relay (I)</p>  | <p>I1-02 Defroster (R1#)</p>  | <p>I1-03 Defroster (R1#)</p>  | <p>I1-04 Cigarette lighter (I)</p>  | | |
| | | | | | |

Harness mark:  (F)  (E)  (D)  (R)



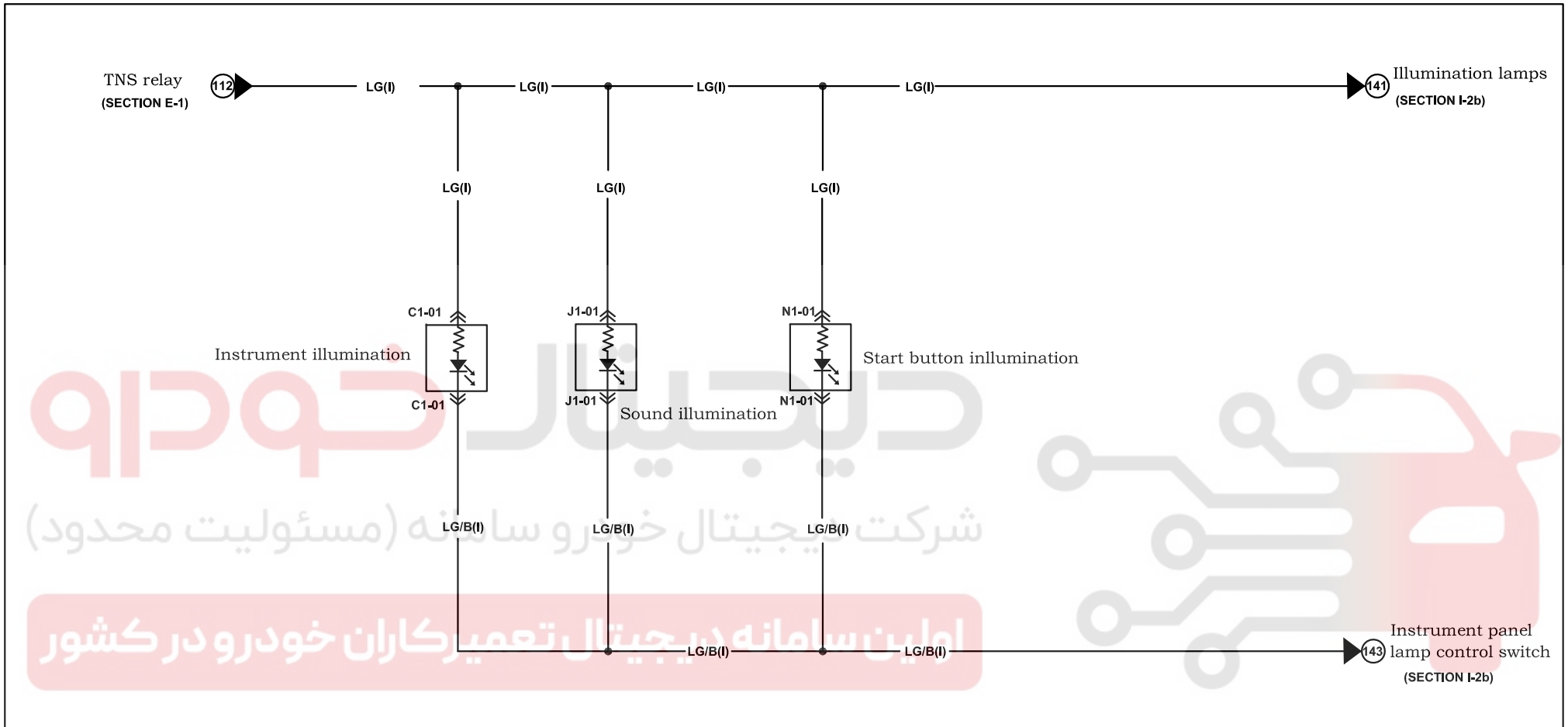
دیجیتال خودرو

شرکت دیجیتال خودرو سامانه (مسئولیت محدود)

اولین سامانه دیجیتال تعمیرکاران خودرو در کشور

Illumination lamp

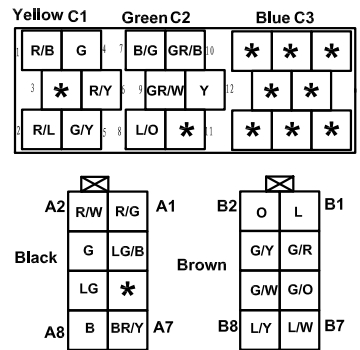
I-2a



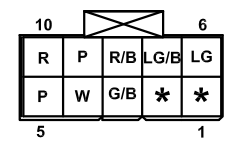
C1-01 Combined instrument (I) () with ESP

| | | | | | | | | | | | | | | | | |
|-----|-----|------|-----|-----|-----|---|-----|-------|-------|---|---|-----|------|-----|-----|-----|
| A1 | B/Y | B/L | B/W | B/R | R/Y | P | Y/G | (G/O) | (V/W) | * | * | * | * | * | * | A16 |
| | LG | LG/B | * | * | * | * | * | * | * | * | * | G/B | LG/R | G/W | G/R | Y/L |
| A17 | | | | | | | | | | | | | | | | A32 |

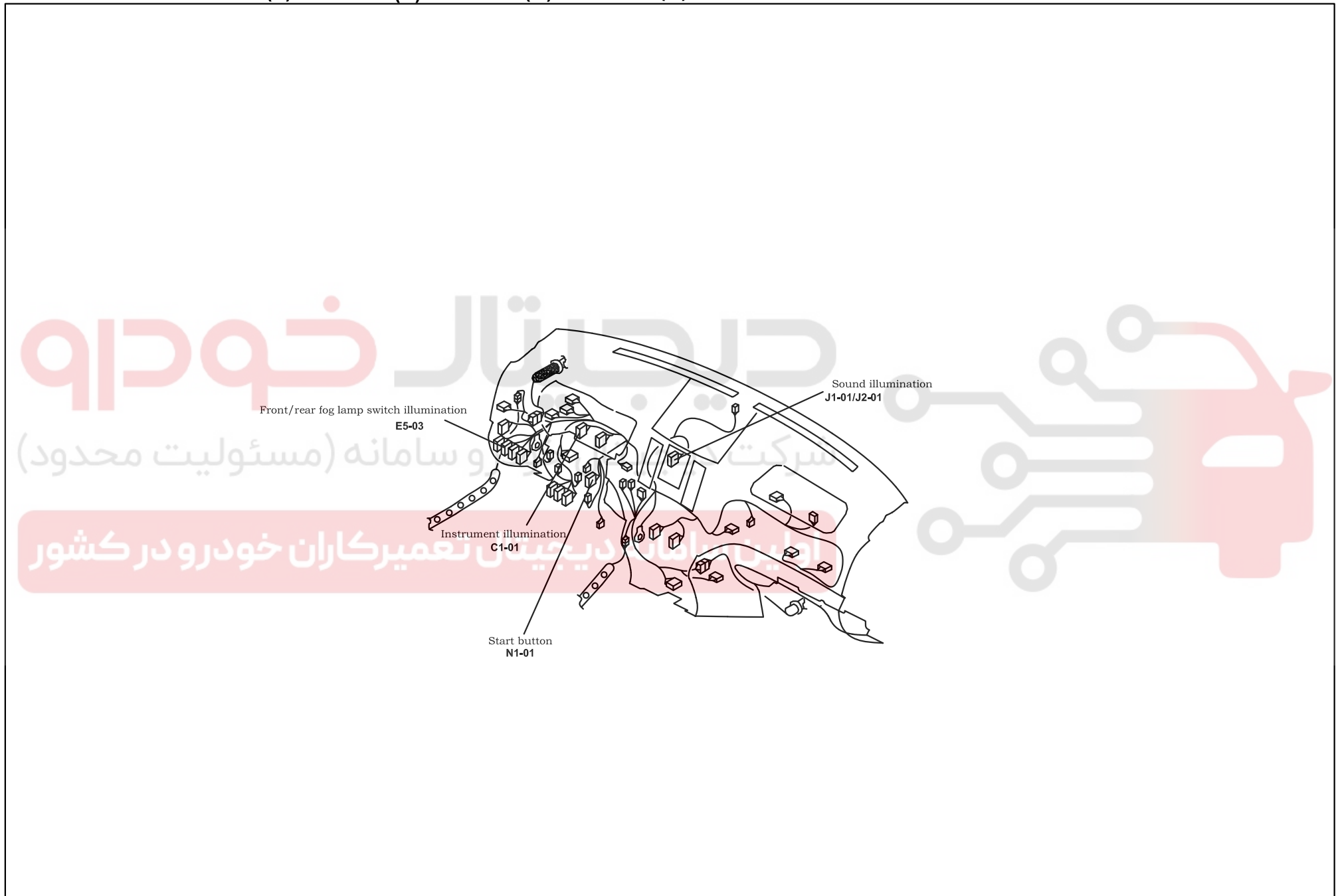
J1-01 Sound unit (I)



N1-01 Start button (I)



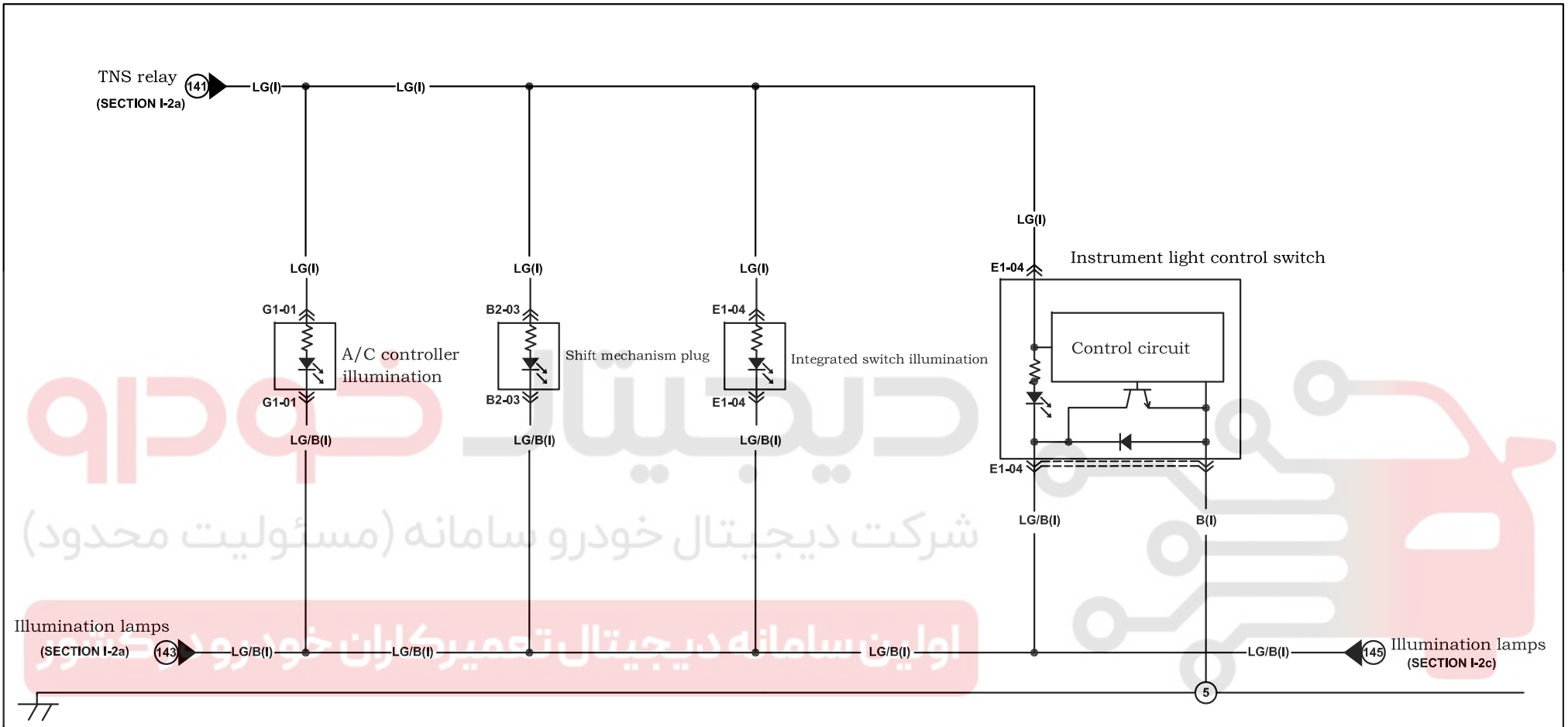
Harness mark:  (F)  (E)  (D)  (R)



دیجیتال خودرو
شرکت خدمات و سامانه (مسئولیت محدود)
اولین بازار دیجیتال تعمیرکاران خودرو در کشور

Illumination lamp

I-2b



Illumination lamps (SECTION I-2a) 143

Illumination lamps (SECTION I-2c) 145

G1-01 A/C controller illumination (I) () with ESP

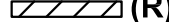
| | | | | | | | | | | |
|------|-----|-----|-----|-----|---|-----|-----|---|------|-----|
| D1 | | | | | | | | | | D10 |
| LG | L/R | L/W | R/G | L | O | R/B | W/R | * | GR/L | |
| LG/B | V | Y/B | W/L | R/L | Y | Y/G | L/Y | * | * | |
| D11 | | | | | | | | | | D20 |

L1-01 Instrument light control switch (I)

| | | | | | | | | | | |
|-----|----|------|------|---|-----|-----|---|-----|-----|--|
| | | | | | | | | | | |
| S | Q | O | M | K | I | G | E | C | A | |
| R/B | LG | LG/B | L/W | L | L/O | L/B | V | R/G | R/Y | |
| B | P | G/B | &P/L | W | * | * | * | * | B | |
| T | R | P | N | L | J | H | F | D | B | |

B2-03 Shift mechanism plug (I)

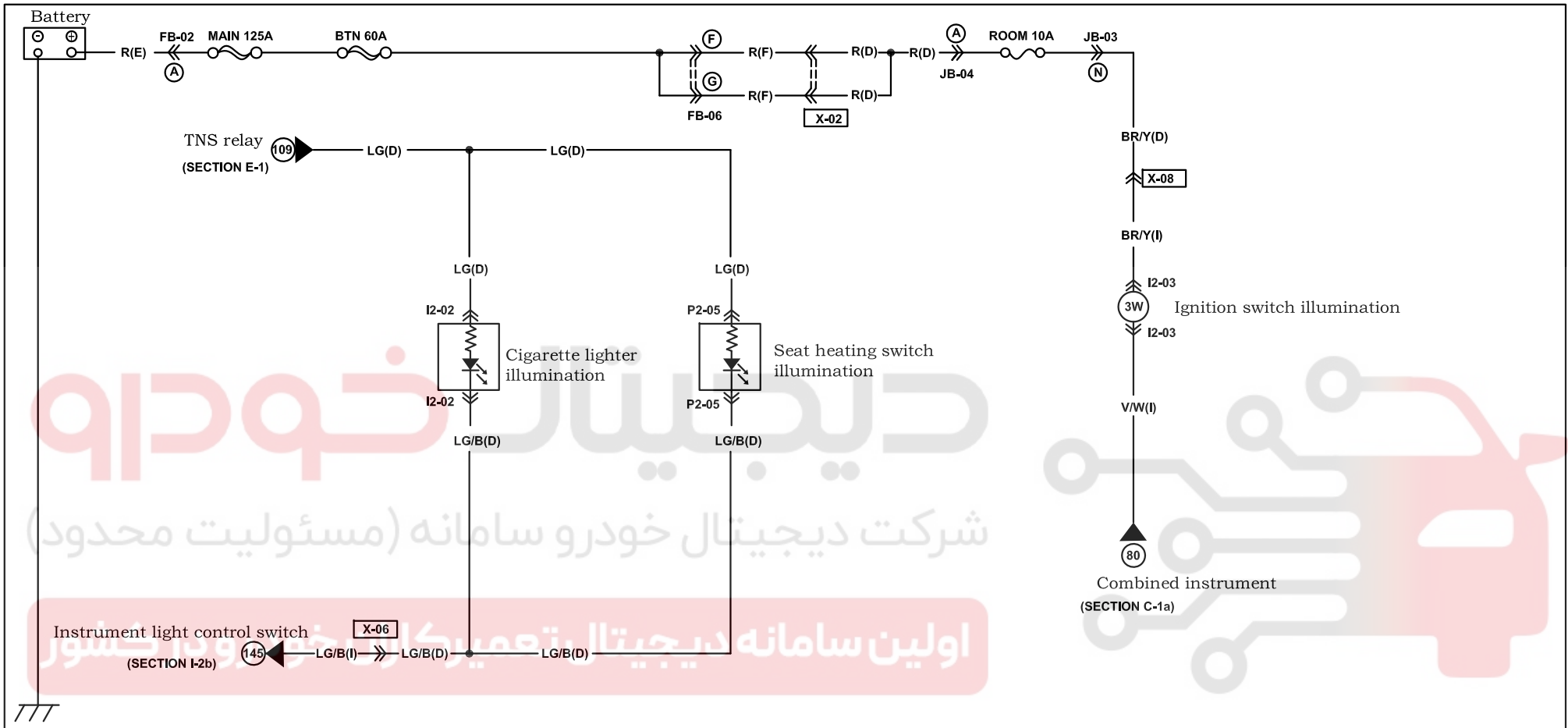
| | | | | | | | | | |
|---|------|---|-----|---|-----|---|-----|---|--|
| | | | | | | | | | |
| G | LG | | | | | Y | B/Y | A | |
| H | LG/B | * | G/R | * | O/B | | | B | |

Harness mark:  (F)  (E)  (D)  (R)



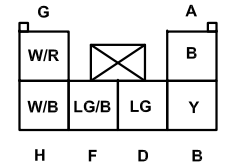
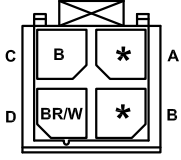


Illumination lamp

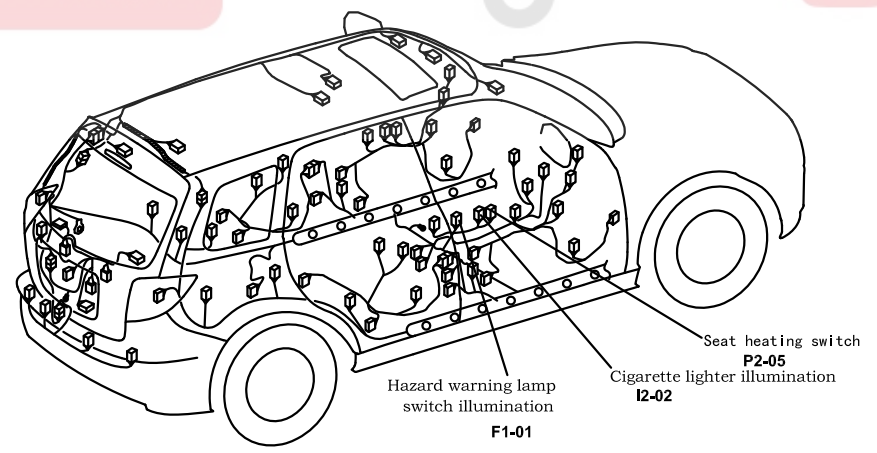
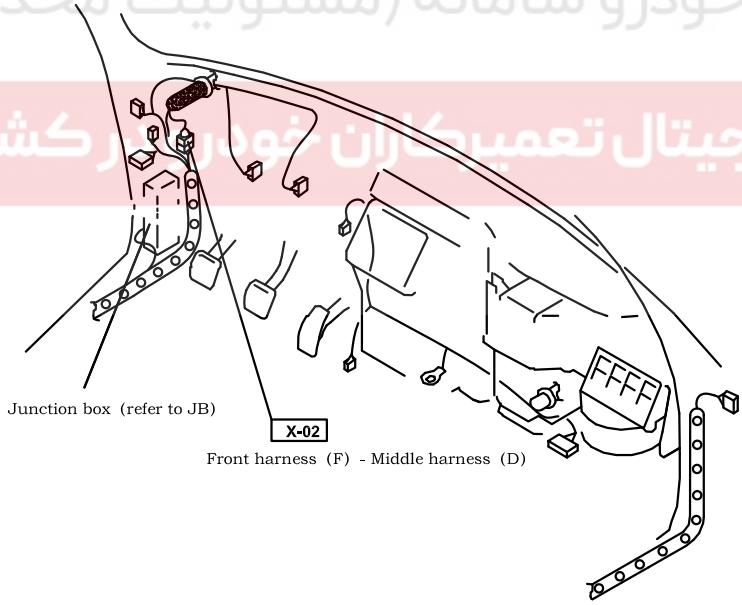
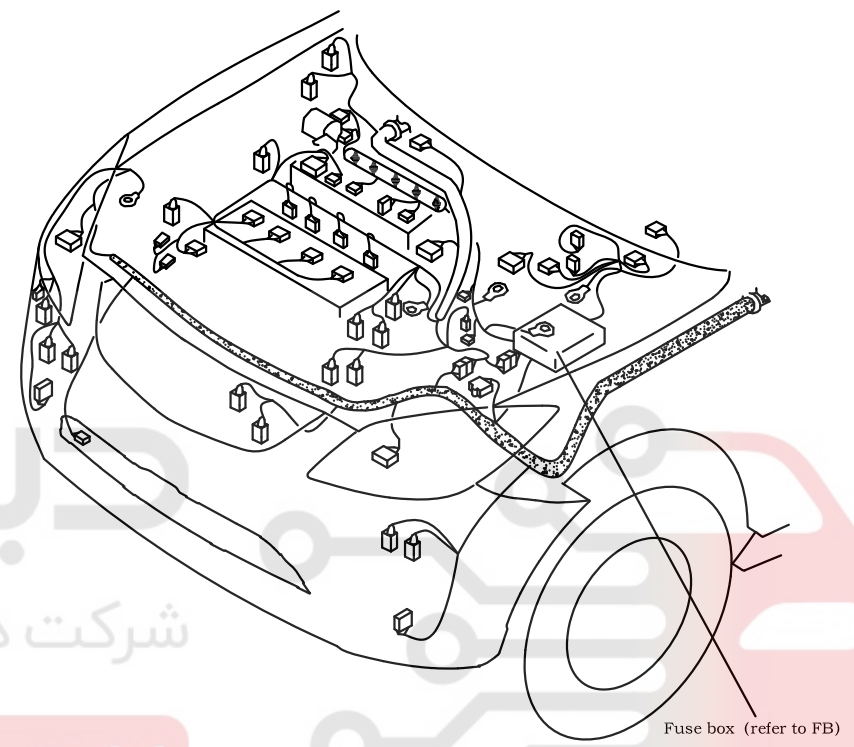
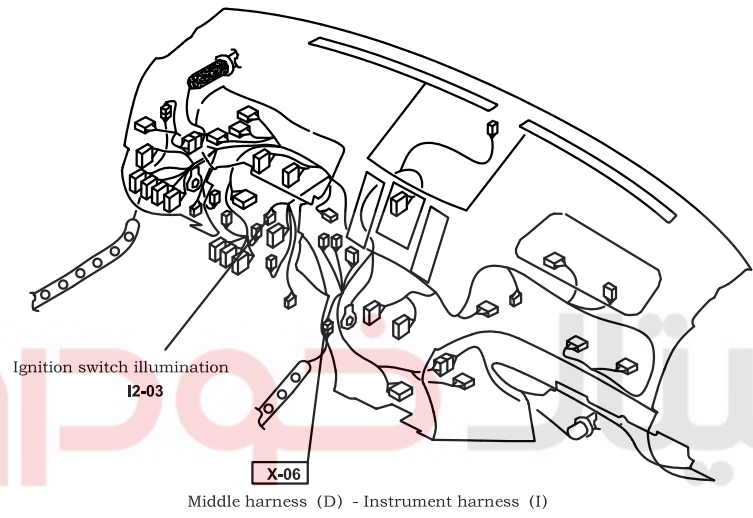
I-2c



دیجیتال خودرو
 شرکت دیجیتال خودرو سامانه (مسئولیت محدود)
 اولین سامانه دیجیتال تعمیرکاران کشور

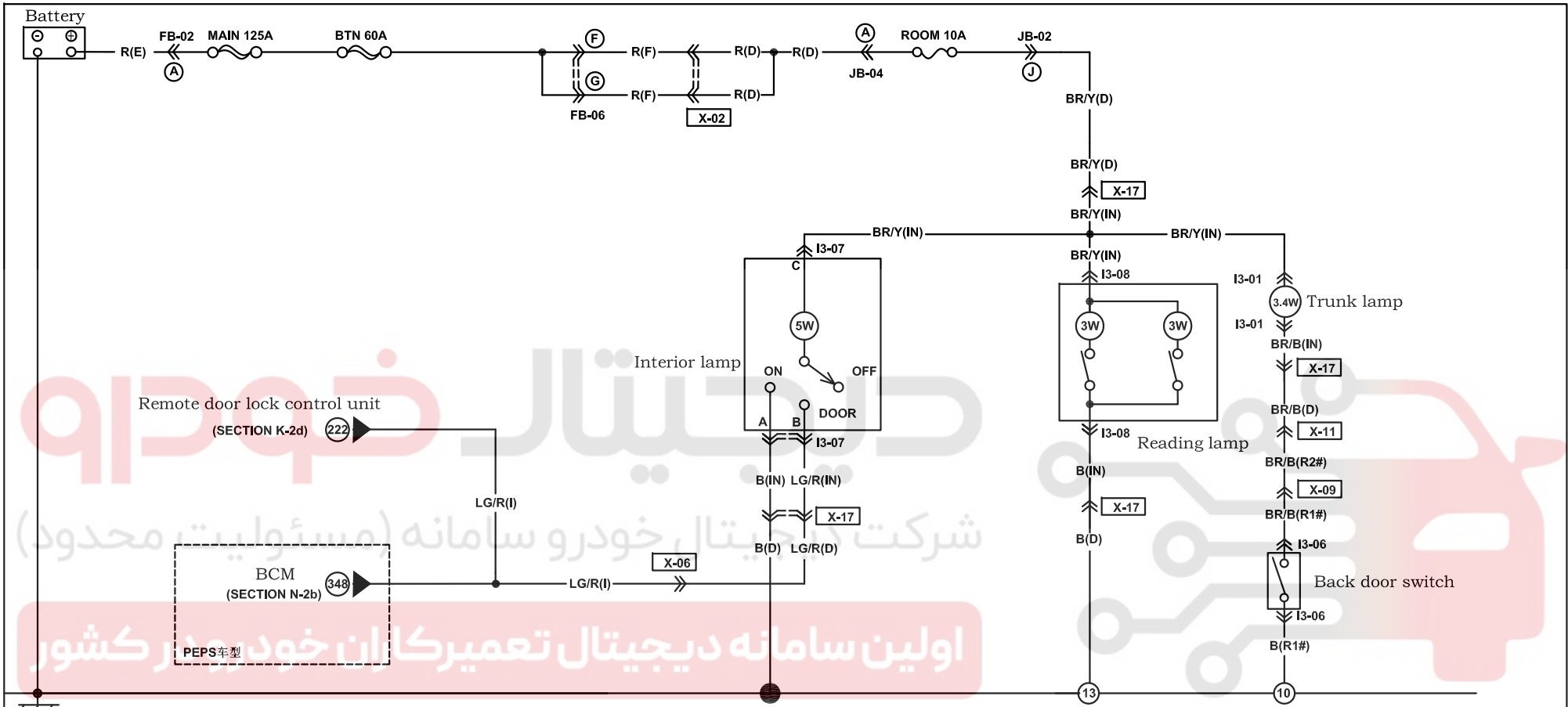
| | | | | | | |
|--|--|--|--|--|--|--|
| <p>I2-02 Cigarette lighter illumination(D)</p>  | <p>I2-03 Ignition switch illumination(I)</p>  | <p>P2-05 Seat heating switch (D)</p>  | | | | |
| <p>F1-01 Hazard warning lamp switch illumination (I)</p>  | | | | | | |
| | | | | | | |

Harness mark:  (F)  (E)  (D)  (R)







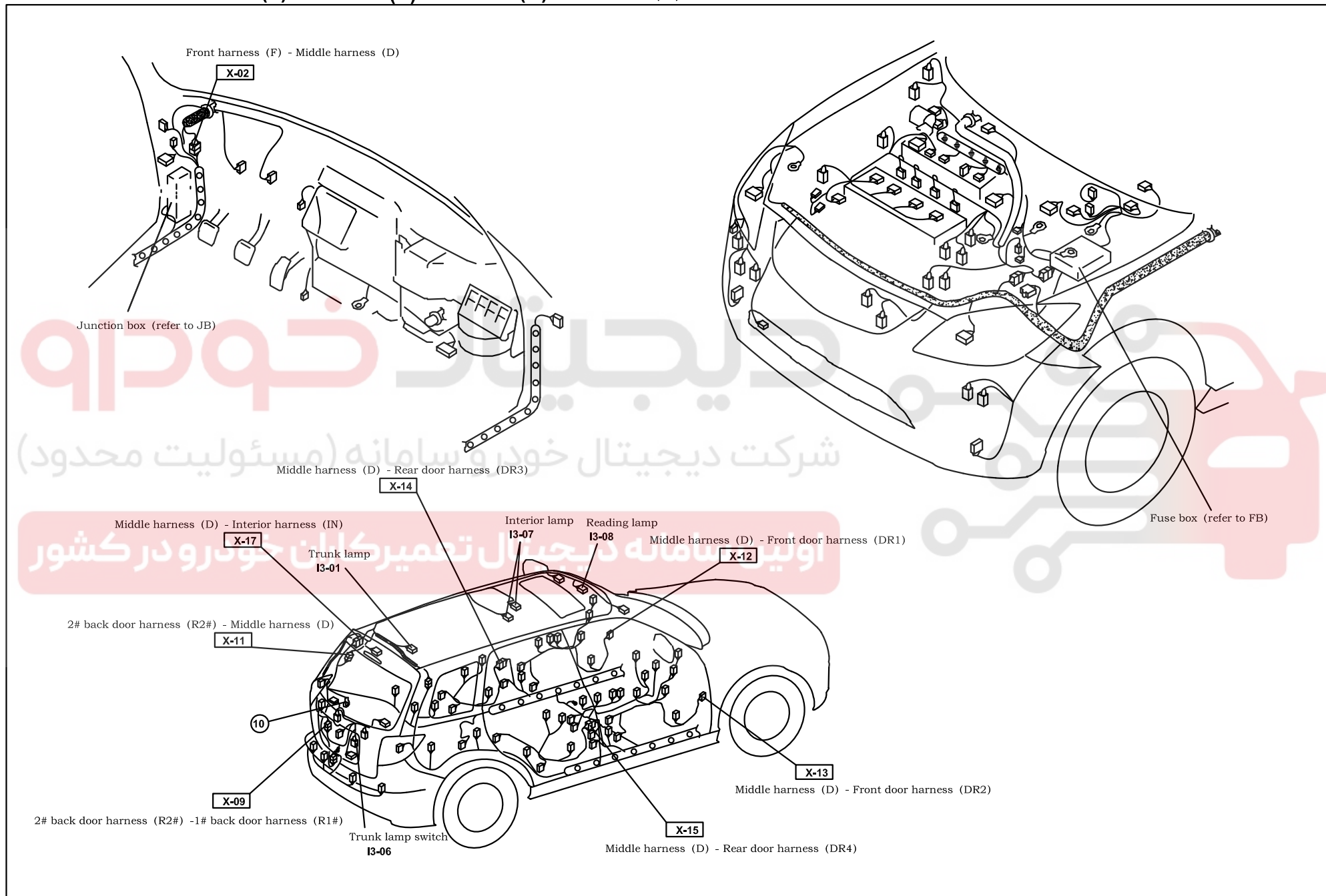
شرکت دیجیتال خودرو سامانه (مسئولیت محدود)
اولین سامانه دیجیتال تعمیرکاران خودرو کشور

Interior lamp/reading lamp/trunk lamp



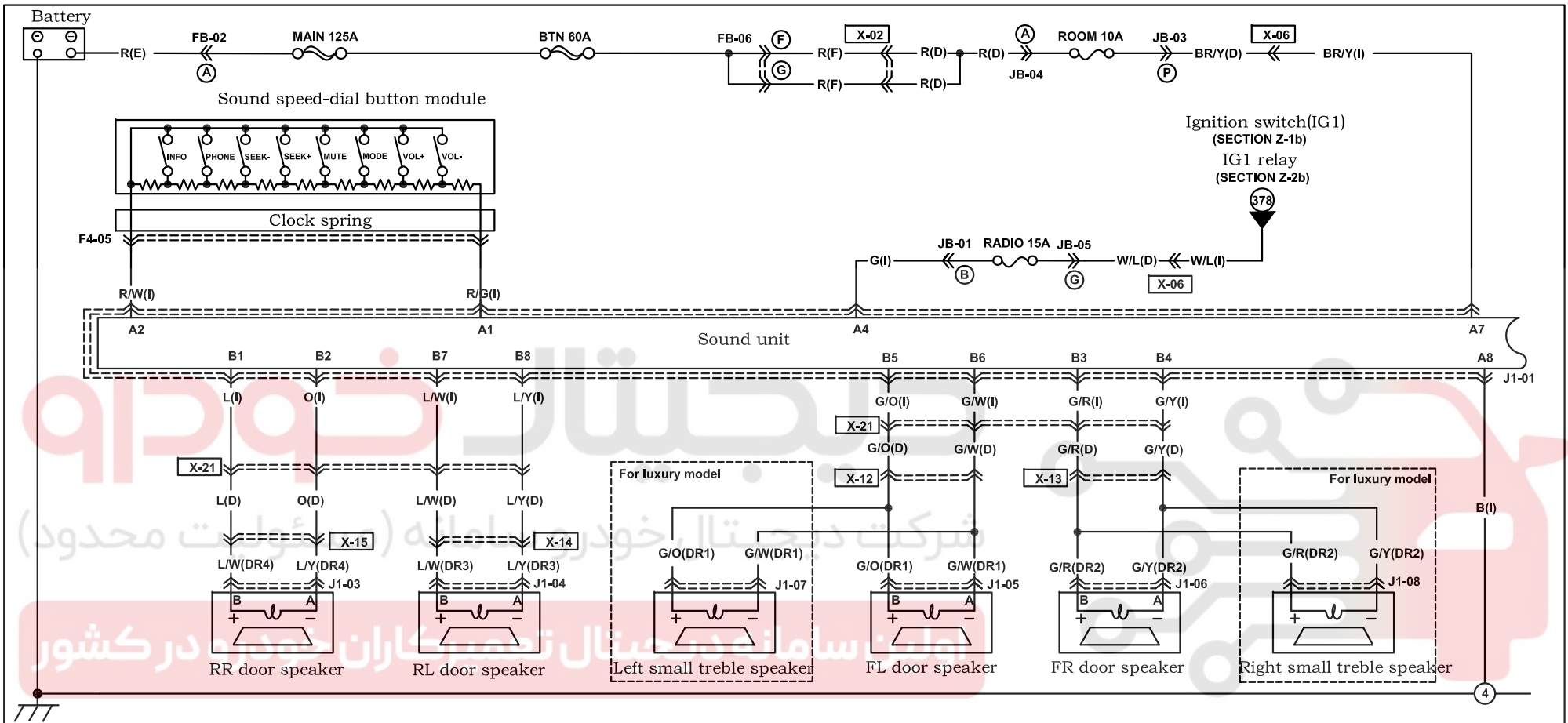
| | | | | | | |
|--------------------------------|--------------------------------------|---------------------------------|--|--|--|--|
| <p>I3-01 Trunk lamp (IN)</p> | <p>I3-06 Trunk lamp switch (R1#)</p> | <p>I3-07 Interior lamp (IN)</p> | | | | |
| <p>I3-08 Reading lamp (IN)</p> | | | | | | |
| | | | | | | |

Harness mark:  (F)  (E)  (D)  (R)



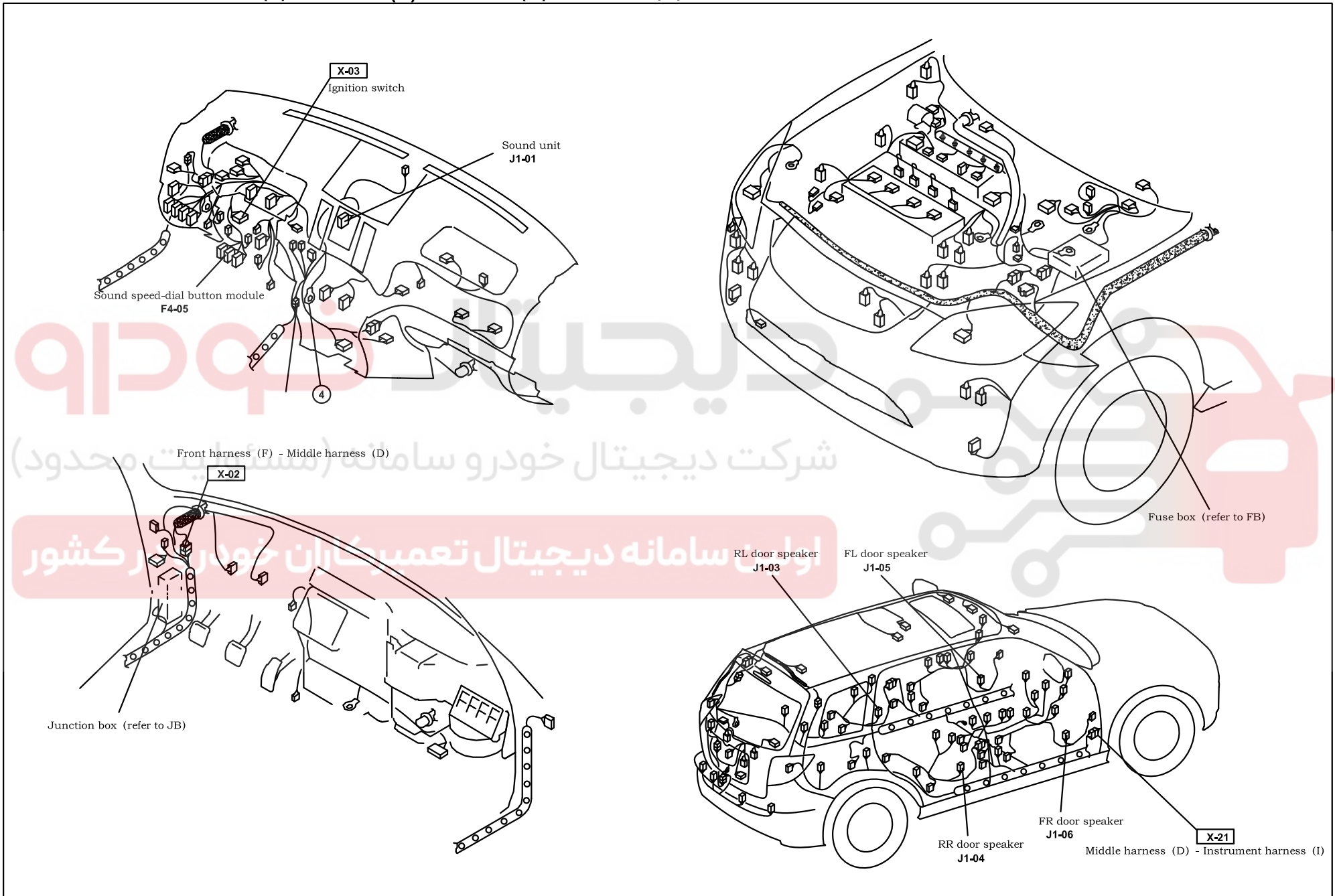
Sound system

J-1a



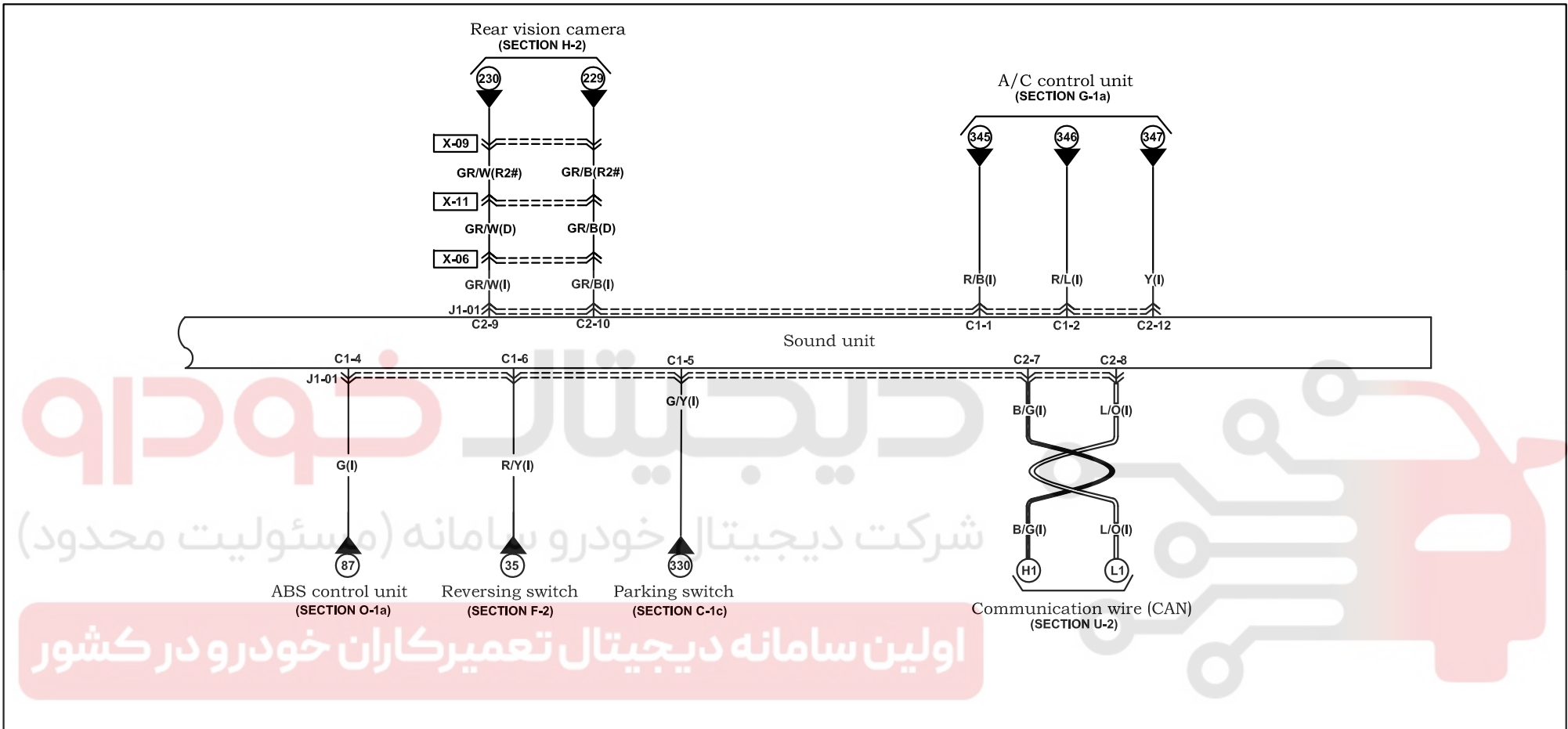
| | | | | | | | | | | | | | | | | | | | | | | | | | | | | | | | | | | | | | | | | | | | | | | | | | | | | | | | | | | |
|--|-----|------|-------|------|-----|----|----|---|-----|------|---|---|---|---|-----|-----|-----|---|---|---|---|----|-----|-----|----|----|---|---|----|-------|---|------|-------|-----|-----|--|--|--|----|---|--|-----|-----|--|--|----|---|------|----|----|----|----|----|--|--|--|---|--|
| <p>J1-01 Sound unit (I)</p> <p>Yellow C1 Green C2 Blue C3</p> <table border="1"> <tr> <td>R/B</td> <td>G</td> <td>B/G</td> <td>GR/B</td> <td>*</td> <td>*</td> <td>*</td> </tr> <tr> <td>*</td> <td>R/Y</td> <td>GR/W</td> <td>Y</td> <td>*</td> <td>*</td> <td>*</td> </tr> <tr> <td>R/L</td> <td>G/Y</td> <td>L/O</td> <td>*</td> <td>*</td> <td>*</td> <td>*</td> </tr> </table> <table border="1"> <tr> <td>A2</td> <td>R/W</td> <td>R/G</td> <td>A1</td> <td>B2</td> <td>O</td> <td>L</td> <td>B1</td> </tr> <tr> <td>Black</td> <td>G</td> <td>LG/B</td> <td>Brown</td> <td>G/Y</td> <td>G/R</td> <td></td> <td></td> </tr> <tr> <td></td> <td>LG</td> <td>*</td> <td></td> <td>G/W</td> <td>G/O</td> <td></td> <td></td> </tr> <tr> <td>A8</td> <td>B</td> <td>BR/Y</td> <td>A7</td> <td>B8</td> <td>LY</td> <td>LW</td> <td>B7</td> </tr> </table> | R/B | G | B/G | GR/B | * | * | * | * | R/Y | GR/W | Y | * | * | * | R/L | G/Y | L/O | * | * | * | * | A2 | R/W | R/G | A1 | B2 | O | L | B1 | Black | G | LG/B | Brown | G/Y | G/R | | | | LG | * | | G/W | G/O | | | A8 | B | BR/Y | A7 | B8 | LY | LW | B7 | <p>J1-03 RL door speaker(DR3)</p> | <p>J1-04 RR door speaker(DR4)</p> | <p>J1-05 FL door speaker(DR1)</p> | <p>J1-06 FR door speaker (DR2)</p> | |
| R/B | G | B/G | GR/B | * | * | * | | | | | | | | | | | | | | | | | | | | | | | | | | | | | | | | | | | | | | | | | | | | | | | | | | | | |
| * | R/Y | GR/W | Y | * | * | * | | | | | | | | | | | | | | | | | | | | | | | | | | | | | | | | | | | | | | | | | | | | | | | | | | | | |
| R/L | G/Y | L/O | * | * | * | * | | | | | | | | | | | | | | | | | | | | | | | | | | | | | | | | | | | | | | | | | | | | | | | | | | | | |
| A2 | R/W | R/G | A1 | B2 | O | L | B1 | | | | | | | | | | | | | | | | | | | | | | | | | | | | | | | | | | | | | | | | | | | | | | | | | | | |
| Black | G | LG/B | Brown | G/Y | G/R | | | | | | | | | | | | | | | | | | | | | | | | | | | | | | | | | | | | | | | | | | | | | | | | | | | | | |
| | LG | * | | G/W | G/O | | | | | | | | | | | | | | | | | | | | | | | | | | | | | | | | | | | | | | | | | | | | | | | | | | | | | |
| A8 | B | BR/Y | A7 | B8 | LY | LW | B7 | | | | | | | | | | | | | | | | | | | | | | | | | | | | | | | | | | | | | | | | | | | | | | | | | | | |
| <p>F4-05 Sound speed-dial button module (I) [] with cruise</p> | | | | | | | | | | | | | | | | | | | | | | | | | | | | | | | | | | | | | | | | | | | | | | | | | | | | | | | | | | |

Harness mark:  (F)  (E)  (D)  (R)

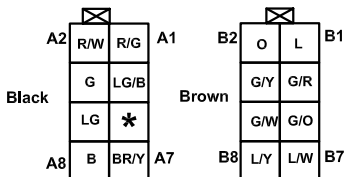
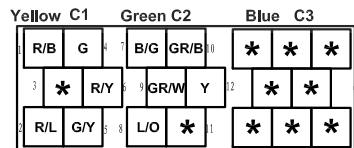


Sound system

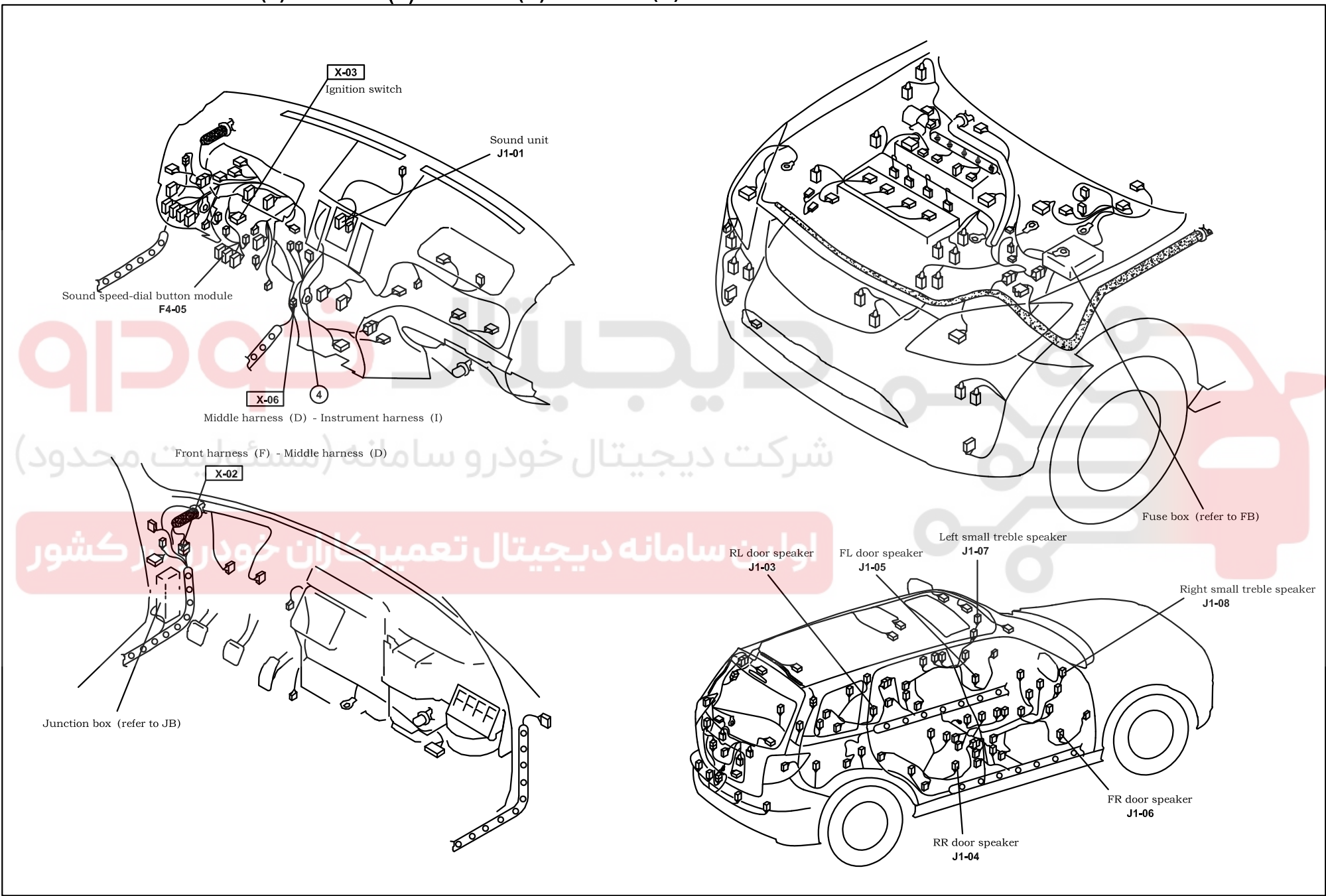
J-1b



J1-01 Sound unit (I)

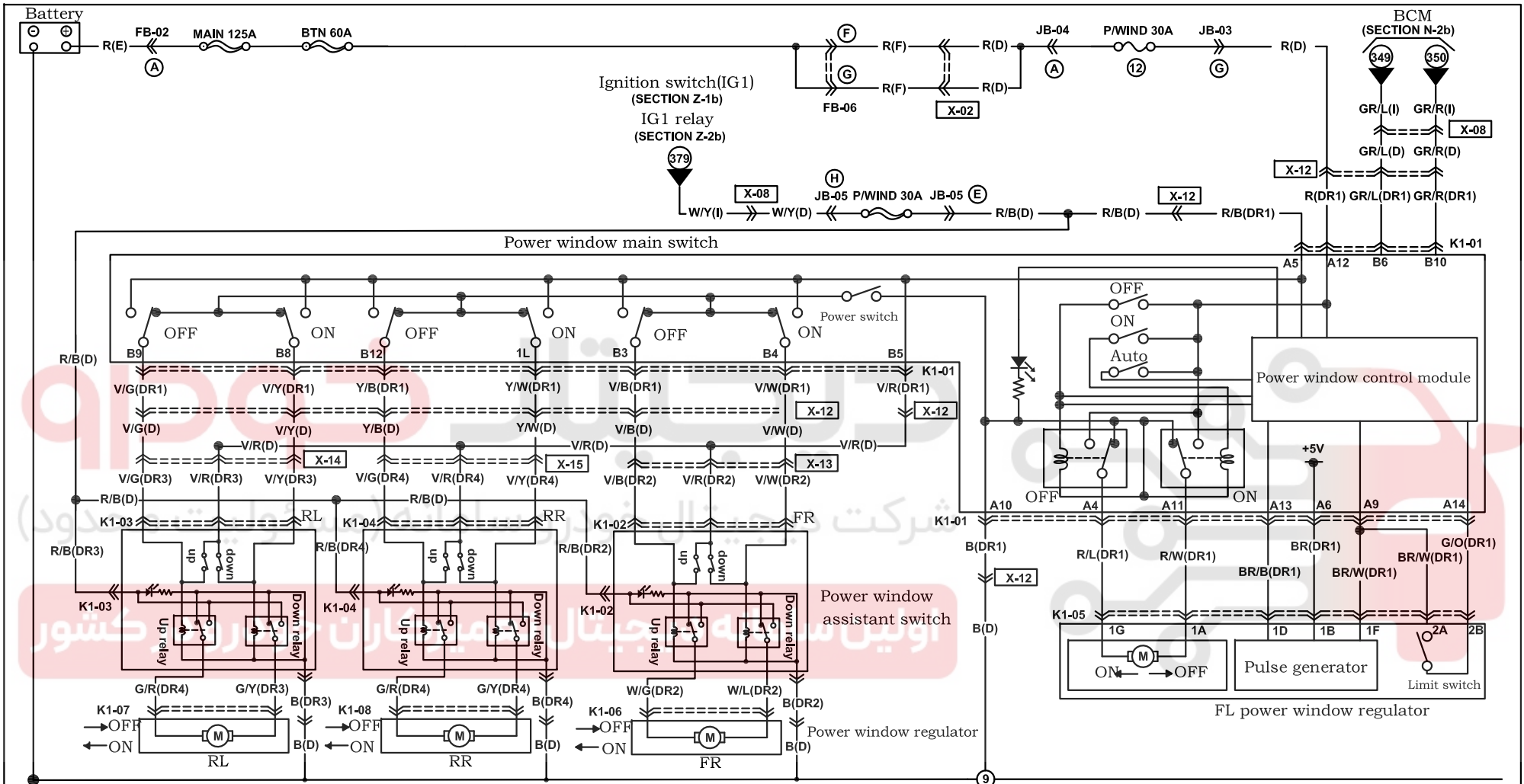


Harness mark:  (F)  (E)  (D)  (R)




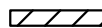


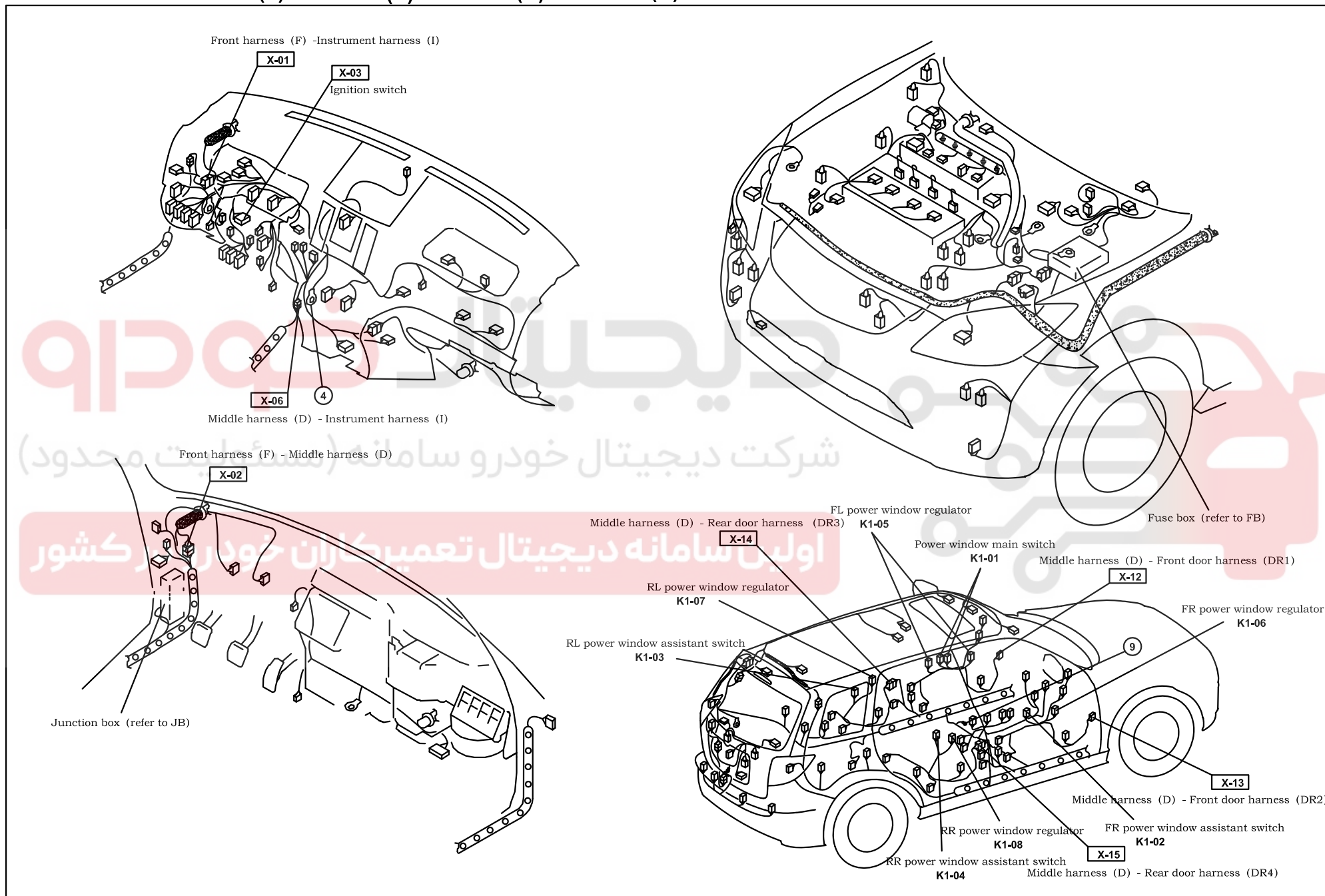
Power window system

K-1



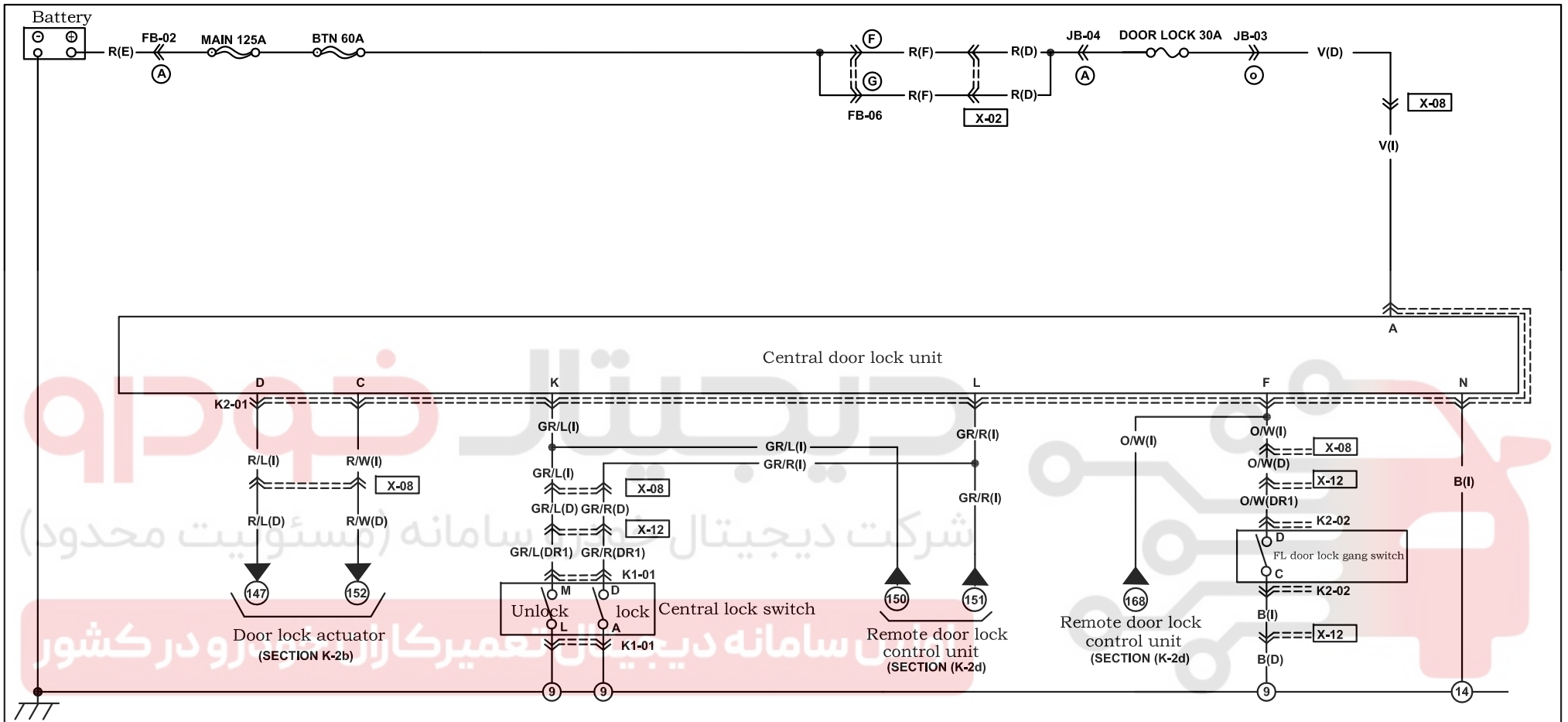
| | | | | | | | | | | | | | | | | | | | | | | | | | | | | | | | | | | | | | | | | | | | | | | | | | | | | | | | | | | | | | | | | | | | | | | | | | | | | | | | | | | | | | | | | | | | | | | | | | | | | | | | |
|--|----------|-----|---|-----|------|---|-----|-----|---|----|-----|-----|----|----|----|------|---|-----|-----|------|-----|-----|-----|-----|-----|-----|-----|-----|---|----|-----|-----|-----|--|----|----|-----|------|-----|-----|------|---|-----|-----|------|-----|-----|----|----|----|-----|-----|-----|---|----|----|----|----|----|----|-----|---|-----|-----|---|---|-----|-----|-----|---|---|---|----|----|----|-----|-----|-----|---|----|----|----|----|----|----|-----|---|-----|---|---|---|----|----------|---|---|---|---|----|----|----|----|----|----|
| <p>K1-01 Power window main switch</p> <table border="1"> <tr> <td>A1</td><td>A2</td><td>A3</td><td>A4</td><td>A5</td><td>A6</td><td>A7</td> </tr> <tr> <td>*</td><td>*</td><td>*</td><td>R/L</td><td>R/B</td><td>BR</td><td>*</td> </tr> <tr> <td>*</td><td>BR/W</td><td>B</td><td>R/W</td><td>R</td><td>BR/B</td><td>G/O</td> </tr> <tr> <td>A8</td><td>A9</td><td>A10</td><td>A11</td><td>A12</td><td>A13</td><td>A14</td> </tr> </table> | A1 | A2 | A3 | A4 | A5 | A6 | A7 | * | * | * | R/L | R/B | BR | * | * | BR/W | B | R/W | R | BR/B | G/O | A8 | A9 | A10 | A11 | A12 | A13 | A14 | <p>K1-02 FR power window assistant switch (DR2)</p> <table border="1"> <tr> <td>B1</td><td>B2</td><td>B3</td><td>B4</td><td>B5</td><td>B6</td> </tr> <tr> <td>*</td><td>*</td><td>V/B</td><td>V/W</td><td>V/R</td><td>GR/L</td> </tr> <tr> <td>*</td><td>V/Y</td><td>V/G</td><td>GR/R</td><td>Y/W</td><td>Y/B</td> </tr> <tr> <td>B7</td><td>B8</td><td>B9</td><td>B10</td><td>B11</td><td>B12</td> </tr> </table> | B1 | B2 | B3 | B4 | B5 | B6 | * | * | V/B | V/W | V/R | GR/L | * | V/Y | V/G | GR/R | Y/W | Y/B | B7 | B8 | B9 | B10 | B11 | B12 | <p>K1-03 RL power window assistant switch (DR3)</p> <table border="1"> <tr> <td>C1</td><td>C2</td><td>C3</td><td>C4</td><td>C5</td><td>C6</td> </tr> <tr> <td>V/W</td><td>*</td><td>W/G</td><td>V/R</td><td>B</td><td>*</td> </tr> <tr> <td>V/B</td><td>R/B</td><td>W/L</td><td>*</td><td>*</td><td>*</td> </tr> <tr> <td>C7</td><td>C8</td><td>C9</td><td>C10</td><td>C11</td><td>C12</td> </tr> </table> | C1 | C2 | C3 | C4 | C5 | C6 | V/W | * | W/G | V/R | B | * | V/B | R/B | W/L | * | * | * | C7 | C8 | C9 | C10 | C11 | C12 | <p>K1-05 FL power window regulator (DR1)</p> <table border="1"> <tr> <td>1A</td><td>1B</td><td>1C</td><td>1D</td><td>1E</td><td>1F</td> </tr> <tr> <td>R/W</td><td>*</td><td>R/L</td><td>*</td><td>*</td><td>*</td> </tr> <tr> <td>BR</td><td>BR/BBR/W</td><td>*</td><td>*</td><td>*</td><td>*</td> </tr> <tr> <td>1A</td><td>1B</td><td>1C</td><td>1D</td><td>1E</td><td>1F</td> </tr> </table> | 1A | 1B | 1C | 1D | 1E | 1F | R/W | * | R/L | * | * | * | BR | BR/BBR/W | * | * | * | * | 1A | 1B | 1C | 1D | 1E | 1F |
| A1 | A2 | A3 | A4 | A5 | A6 | A7 | | | | | | | | | | | | | | | | | | | | | | | | | | | | | | | | | | | | | | | | | | | | | | | | | | | | | | | | | | | | | | | | | | | | | | | | | | | | | | | | | | | | | | | | | | | | | | | | | |
| * | * | * | R/L | R/B | BR | * | | | | | | | | | | | | | | | | | | | | | | | | | | | | | | | | | | | | | | | | | | | | | | | | | | | | | | | | | | | | | | | | | | | | | | | | | | | | | | | | | | | | | | | | | | | | | | | | | |
| * | BR/W | B | R/W | R | BR/B | G/O | | | | | | | | | | | | | | | | | | | | | | | | | | | | | | | | | | | | | | | | | | | | | | | | | | | | | | | | | | | | | | | | | | | | | | | | | | | | | | | | | | | | | | | | | | | | | | | | | |
| A8 | A9 | A10 | A11 | A12 | A13 | A14 | | | | | | | | | | | | | | | | | | | | | | | | | | | | | | | | | | | | | | | | | | | | | | | | | | | | | | | | | | | | | | | | | | | | | | | | | | | | | | | | | | | | | | | | | | | | | | | | | |
| B1 | B2 | B3 | B4 | B5 | B6 | | | | | | | | | | | | | | | | | | | | | | | | | | | | | | | | | | | | | | | | | | | | | | | | | | | | | | | | | | | | | | | | | | | | | | | | | | | | | | | | | | | | | | | | | | | | | | | | | | |
| * | * | V/B | V/W | V/R | GR/L | | | | | | | | | | | | | | | | | | | | | | | | | | | | | | | | | | | | | | | | | | | | | | | | | | | | | | | | | | | | | | | | | | | | | | | | | | | | | | | | | | | | | | | | | | | | | | | | | | |
| * | V/Y | V/G | GR/R | Y/W | Y/B | | | | | | | | | | | | | | | | | | | | | | | | | | | | | | | | | | | | | | | | | | | | | | | | | | | | | | | | | | | | | | | | | | | | | | | | | | | | | | | | | | | | | | | | | | | | | | | | | | |
| B7 | B8 | B9 | B10 | B11 | B12 | | | | | | | | | | | | | | | | | | | | | | | | | | | | | | | | | | | | | | | | | | | | | | | | | | | | | | | | | | | | | | | | | | | | | | | | | | | | | | | | | | | | | | | | | | | | | | | | | | |
| C1 | C2 | C3 | C4 | C5 | C6 | | | | | | | | | | | | | | | | | | | | | | | | | | | | | | | | | | | | | | | | | | | | | | | | | | | | | | | | | | | | | | | | | | | | | | | | | | | | | | | | | | | | | | | | | | | | | | | | | | |
| V/W | * | W/G | V/R | B | * | | | | | | | | | | | | | | | | | | | | | | | | | | | | | | | | | | | | | | | | | | | | | | | | | | | | | | | | | | | | | | | | | | | | | | | | | | | | | | | | | | | | | | | | | | | | | | | | | | |
| V/B | R/B | W/L | * | * | * | | | | | | | | | | | | | | | | | | | | | | | | | | | | | | | | | | | | | | | | | | | | | | | | | | | | | | | | | | | | | | | | | | | | | | | | | | | | | | | | | | | | | | | | | | | | | | | | | | |
| C7 | C8 | C9 | C10 | C11 | C12 | | | | | | | | | | | | | | | | | | | | | | | | | | | | | | | | | | | | | | | | | | | | | | | | | | | | | | | | | | | | | | | | | | | | | | | | | | | | | | | | | | | | | | | | | | | | | | | | | | |
| 1A | 1B | 1C | 1D | 1E | 1F | | | | | | | | | | | | | | | | | | | | | | | | | | | | | | | | | | | | | | | | | | | | | | | | | | | | | | | | | | | | | | | | | | | | | | | | | | | | | | | | | | | | | | | | | | | | | | | | | | |
| R/W | * | R/L | * | * | * | | | | | | | | | | | | | | | | | | | | | | | | | | | | | | | | | | | | | | | | | | | | | | | | | | | | | | | | | | | | | | | | | | | | | | | | | | | | | | | | | | | | | | | | | | | | | | | | | | |
| BR | BR/BBR/W | * | * | * | * | | | | | | | | | | | | | | | | | | | | | | | | | | | | | | | | | | | | | | | | | | | | | | | | | | | | | | | | | | | | | | | | | | | | | | | | | | | | | | | | | | | | | | | | | | | | | | | | | | |
| 1A | 1B | 1C | 1D | 1E | 1F | | | | | | | | | | | | | | | | | | | | | | | | | | | | | | | | | | | | | | | | | | | | | | | | | | | | | | | | | | | | | | | | | | | | | | | | | | | | | | | | | | | | | | | | | | | | | | | | | | |
| <p>K1-06 FR power window regulator (DR2)</p> <table border="1"> <tr> <td>W/G</td> </tr> <tr> <td>W/L</td> </tr> </table> | W/G | W/L | <p>K1-07 RL power window regulator (DR3)</p> <table border="1"> <tr> <td>G/Y</td> </tr> <tr> <td>G/R</td> </tr> </table> | G/Y | G/R | <p>K1-08 RR power window regulator (DR4)</p> <table border="1"> <tr> <td>G/Y</td> </tr> <tr> <td>G/R</td> </tr> </table> | G/Y | G/R | <p>K1-04 RR power window assistant switch (DR4)</p> <table border="1"> <tr> <td>C1</td><td>C2</td><td>C3</td><td>C4</td><td>C5</td><td>C6</td> </tr> <tr> <td>V/Y</td><td>*</td><td>G/R</td><td>V/R</td><td>B</td><td>*</td> </tr> <tr> <td>V/G</td><td>R/B</td><td>G/Y</td><td>*</td><td>*</td><td>*</td> </tr> <tr> <td>C7</td><td>C8</td><td>C9</td><td>C10</td><td>C11</td><td>C12</td> </tr> </table> | C1 | C2 | C3 | C4 | C5 | C6 | V/Y | * | G/R | V/R | B | * | V/G | R/B | G/Y | * | * | * | C7 | C8 | C9 | C10 | C11 | C12 | <p>K1-05 FL power window regulator (DR1)</p> <table border="1"> <tr> <td>1A</td><td>1B</td> </tr> <tr> <td>G/O</td><td>BR/W</td> </tr> </table> | 1A | 1B | G/O | BR/W | | | | | | | | | | | | | | | | | | | | | | | | | | | | | | | | | | | | | | | | | | | | | | | | | | | | | | | | | | | | | | | | | |
| W/G | | | | | | | | | | | | | | | | | | | | | | | | | | | | | | | | | | | | | | | | | | | | | | | | | | | | | | | | | | | | | | | | | | | | | | | | | | | | | | | | | | | | | | | | | | | | | | | | | | | | | | | |
| W/L | | | | | | | | | | | | | | | | | | | | | | | | | | | | | | | | | | | | | | | | | | | | | | | | | | | | | | | | | | | | | | | | | | | | | | | | | | | | | | | | | | | | | | | | | | | | | | | | | | | | | | | |
| G/Y | | | | | | | | | | | | | | | | | | | | | | | | | | | | | | | | | | | | | | | | | | | | | | | | | | | | | | | | | | | | | | | | | | | | | | | | | | | | | | | | | | | | | | | | | | | | | | | | | | | | | | | |
| G/R | | | | | | | | | | | | | | | | | | | | | | | | | | | | | | | | | | | | | | | | | | | | | | | | | | | | | | | | | | | | | | | | | | | | | | | | | | | | | | | | | | | | | | | | | | | | | | | | | | | | | | | |
| G/Y | | | | | | | | | | | | | | | | | | | | | | | | | | | | | | | | | | | | | | | | | | | | | | | | | | | | | | | | | | | | | | | | | | | | | | | | | | | | | | | | | | | | | | | | | | | | | | | | | | | | | | | |
| G/R | | | | | | | | | | | | | | | | | | | | | | | | | | | | | | | | | | | | | | | | | | | | | | | | | | | | | | | | | | | | | | | | | | | | | | | | | | | | | | | | | | | | | | | | | | | | | | | | | | | | | | | |
| C1 | C2 | C3 | C4 | C5 | C6 | | | | | | | | | | | | | | | | | | | | | | | | | | | | | | | | | | | | | | | | | | | | | | | | | | | | | | | | | | | | | | | | | | | | | | | | | | | | | | | | | | | | | | | | | | | | | | | | | | |
| V/Y | * | G/R | V/R | B | * | | | | | | | | | | | | | | | | | | | | | | | | | | | | | | | | | | | | | | | | | | | | | | | | | | | | | | | | | | | | | | | | | | | | | | | | | | | | | | | | | | | | | | | | | | | | | | | | | | |
| V/G | R/B | G/Y | * | * | * | | | | | | | | | | | | | | | | | | | | | | | | | | | | | | | | | | | | | | | | | | | | | | | | | | | | | | | | | | | | | | | | | | | | | | | | | | | | | | | | | | | | | | | | | | | | | | | | | | |
| C7 | C8 | C9 | C10 | C11 | C12 | | | | | | | | | | | | | | | | | | | | | | | | | | | | | | | | | | | | | | | | | | | | | | | | | | | | | | | | | | | | | | | | | | | | | | | | | | | | | | | | | | | | | | | | | | | | | | | | | | |
| 1A | 1B | | | | | | | | | | | | | | | | | | | | | | | | | | | | | | | | | | | | | | | | | | | | | | | | | | | | | | | | | | | | | | | | | | | | | | | | | | | | | | | | | | | | | | | | | | | | | | | | | | | | | | |
| G/O | BR/W | | | | | | | | | | | | | | | | | | | | | | | | | | | | | | | | | | | | | | | | | | | | | | | | | | | | | | | | | | | | | | | | | | | | | | | | | | | | | | | | | | | | | | | | | | | | | | | | | | | | | | |

Harness mark:  (F)  (E)  (D)  (R)



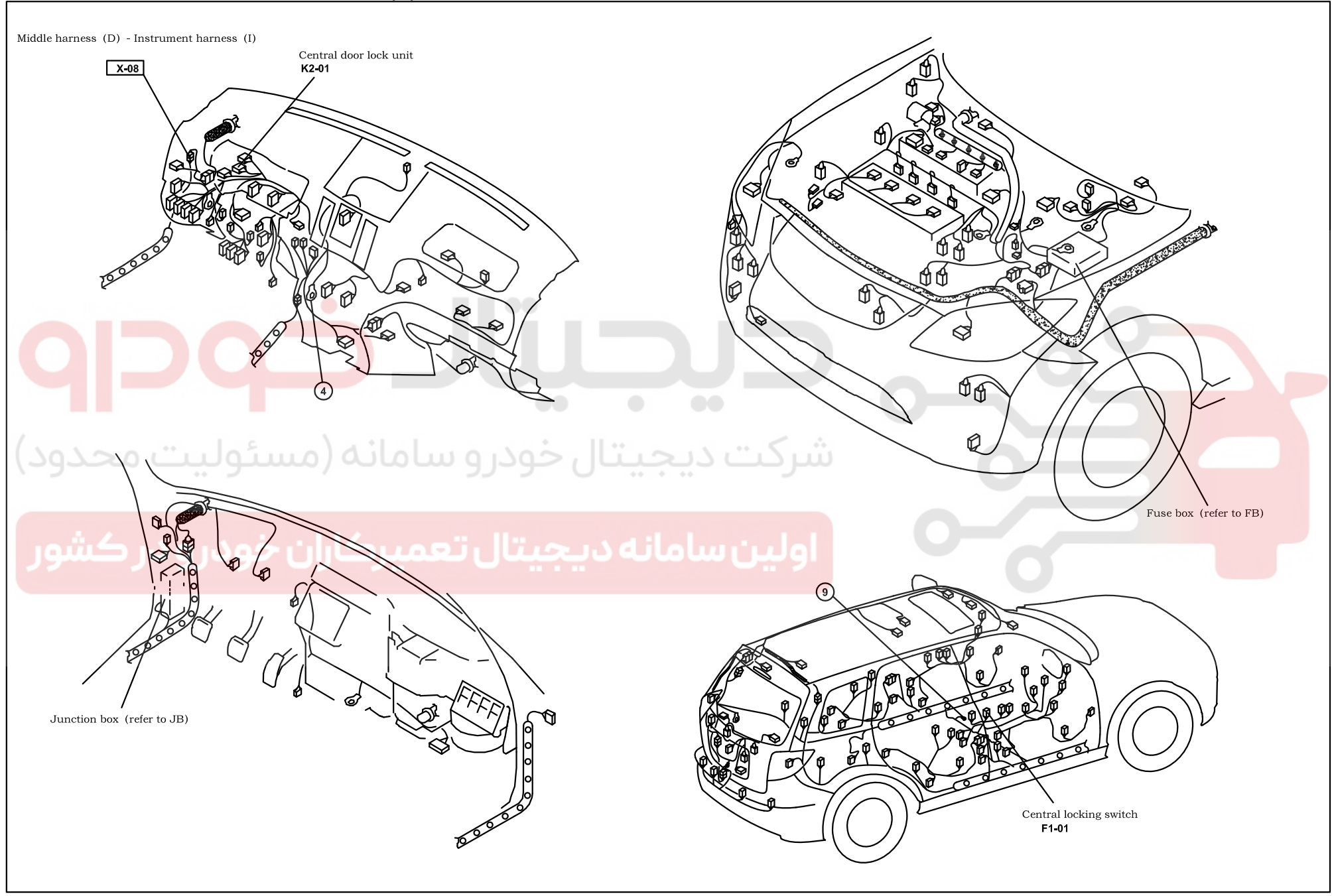
Remote and central door lock system

K-2a



| | | | |
|--|--|---|--|
| <p>K2-01 Central door lock unit (D)</p> | <p>K1-01 Power window main switch (DR1)</p> | <p>K2-02 FL door lock actuator (DR1)</p> | |
| | | | |

Harness mark:  (F)  (E)  (D)  (R)



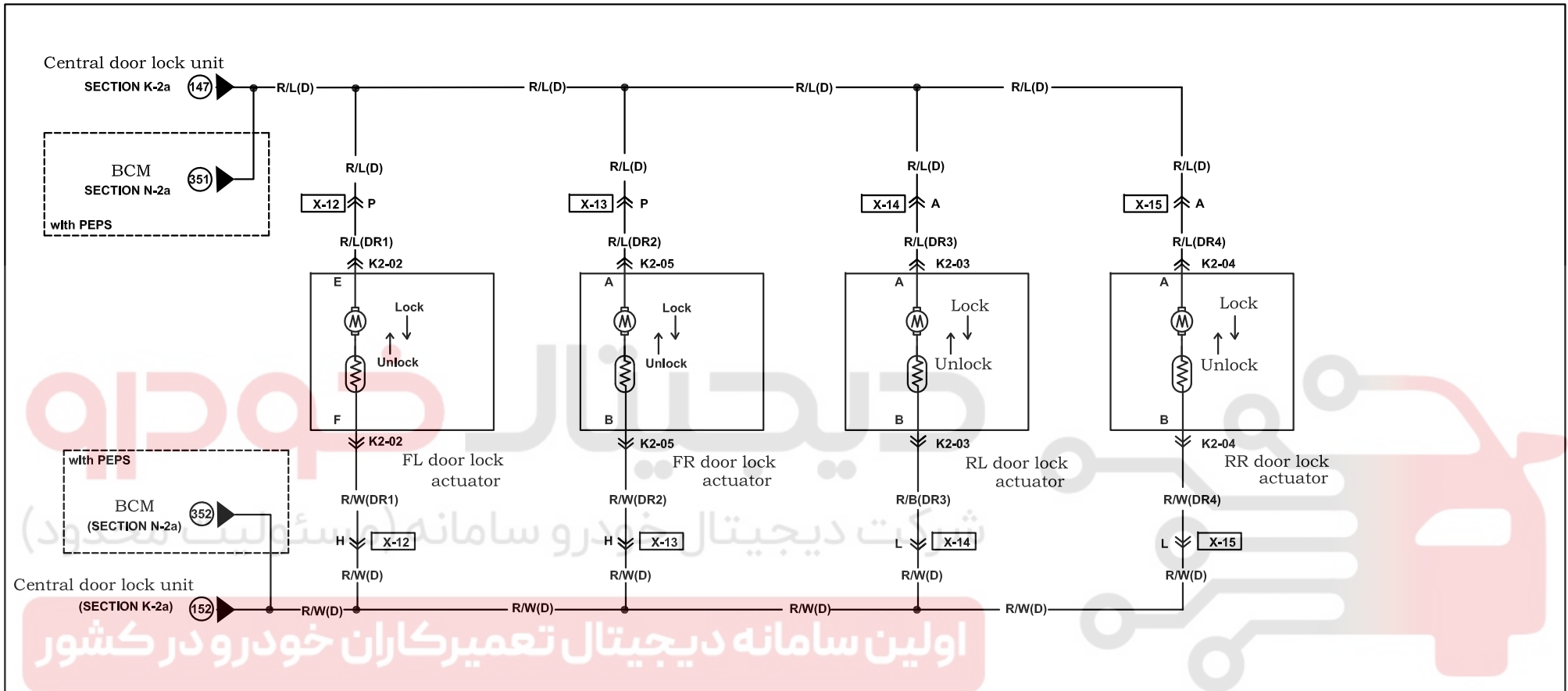
دیجیتال خودرو

شرکت دیجیتال خودرو سامانه (مسئولیت محدود)



اولین سامانه دیجیتال تعمیرکاران خودرو کشور

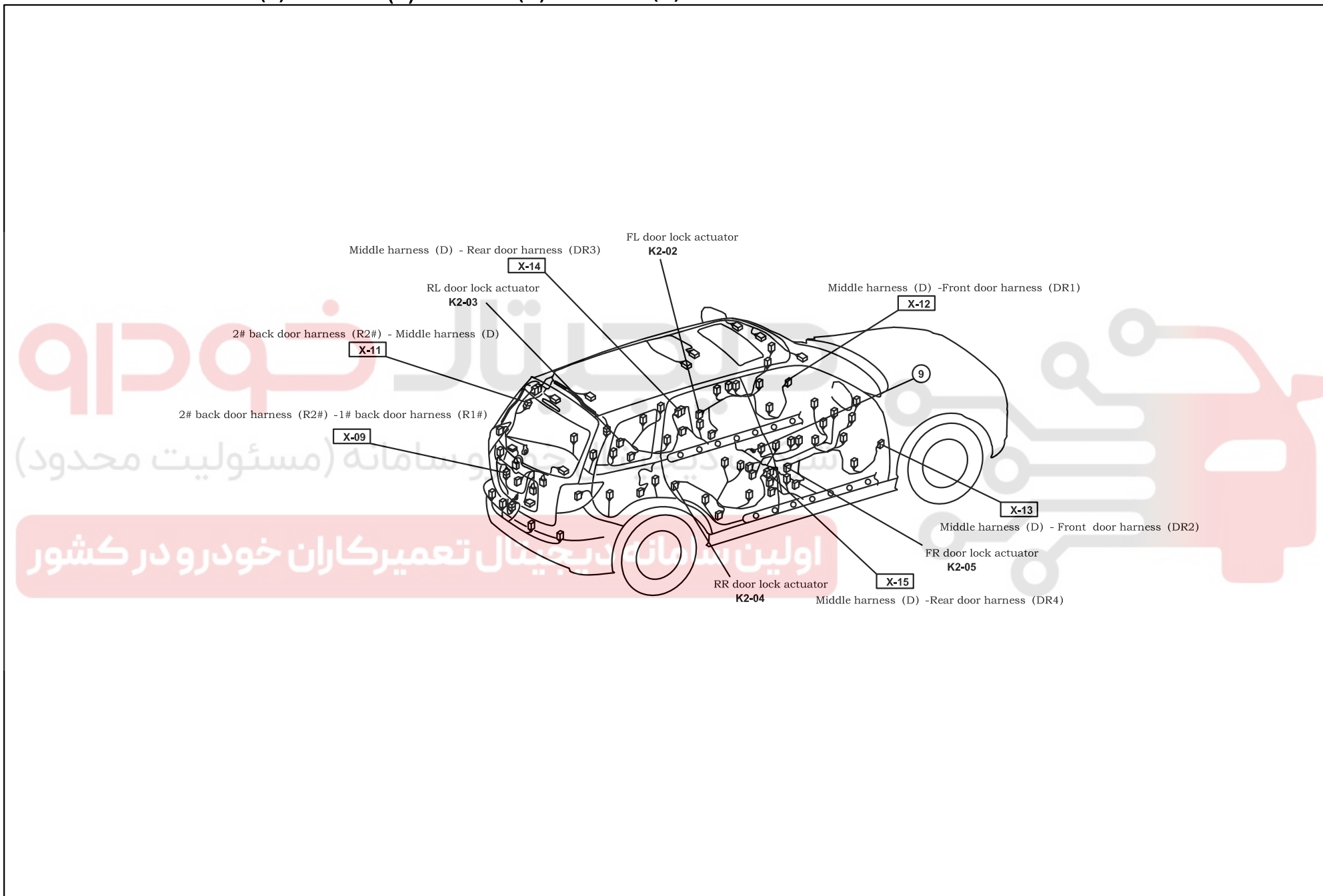
Remote and central door lock system

K-2b



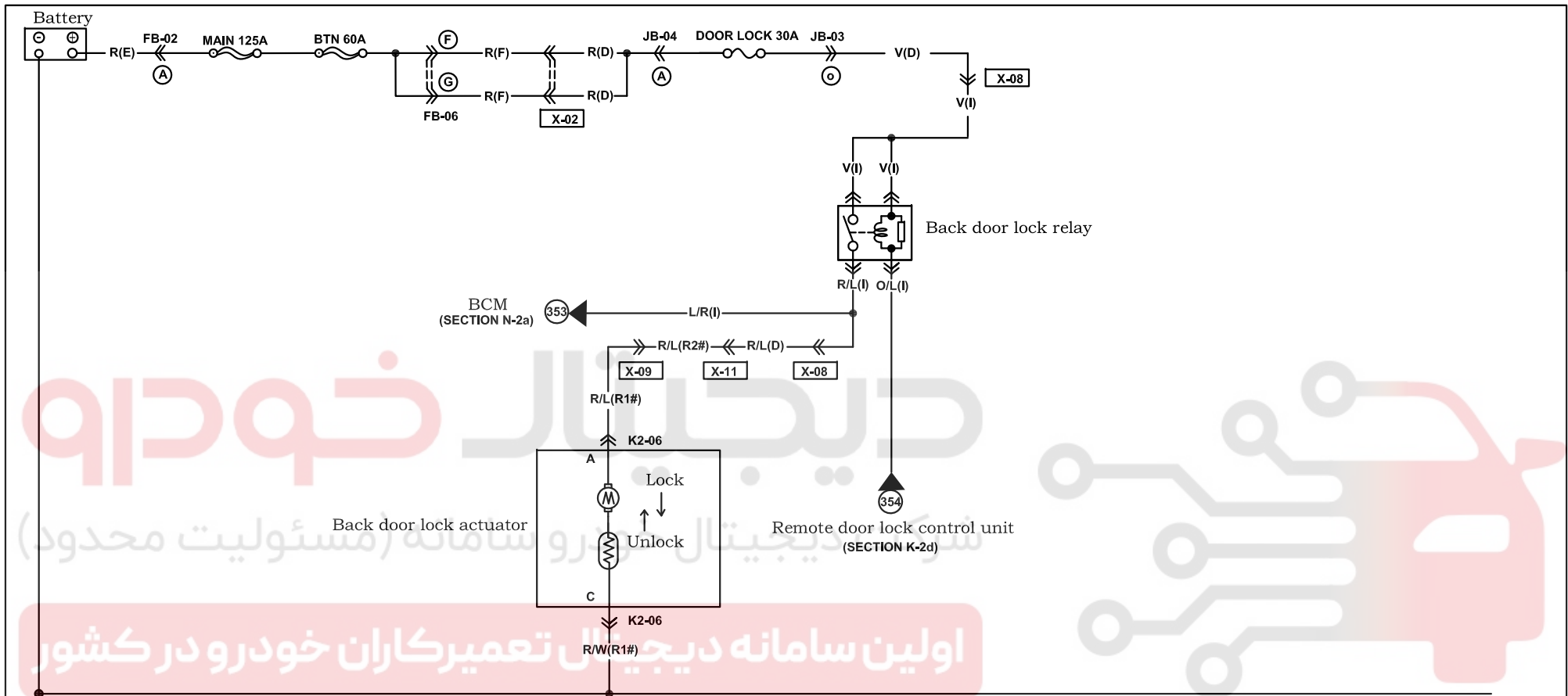
| | | | | |
|---|--|--|--|--|
| <p>K2-02 FL door lock actuator (DR1)</p> | <p>K2-04 RR door lock actuator (DR4)</p> | | | |
| <p>K2-03 RL door lock actuator (DR3)</p> | <p>K2-05 FR door lock actuator (DR2) \$ with PEPS</p> | | | |

Harness mark:  (F)  (E)  (D)  (R)



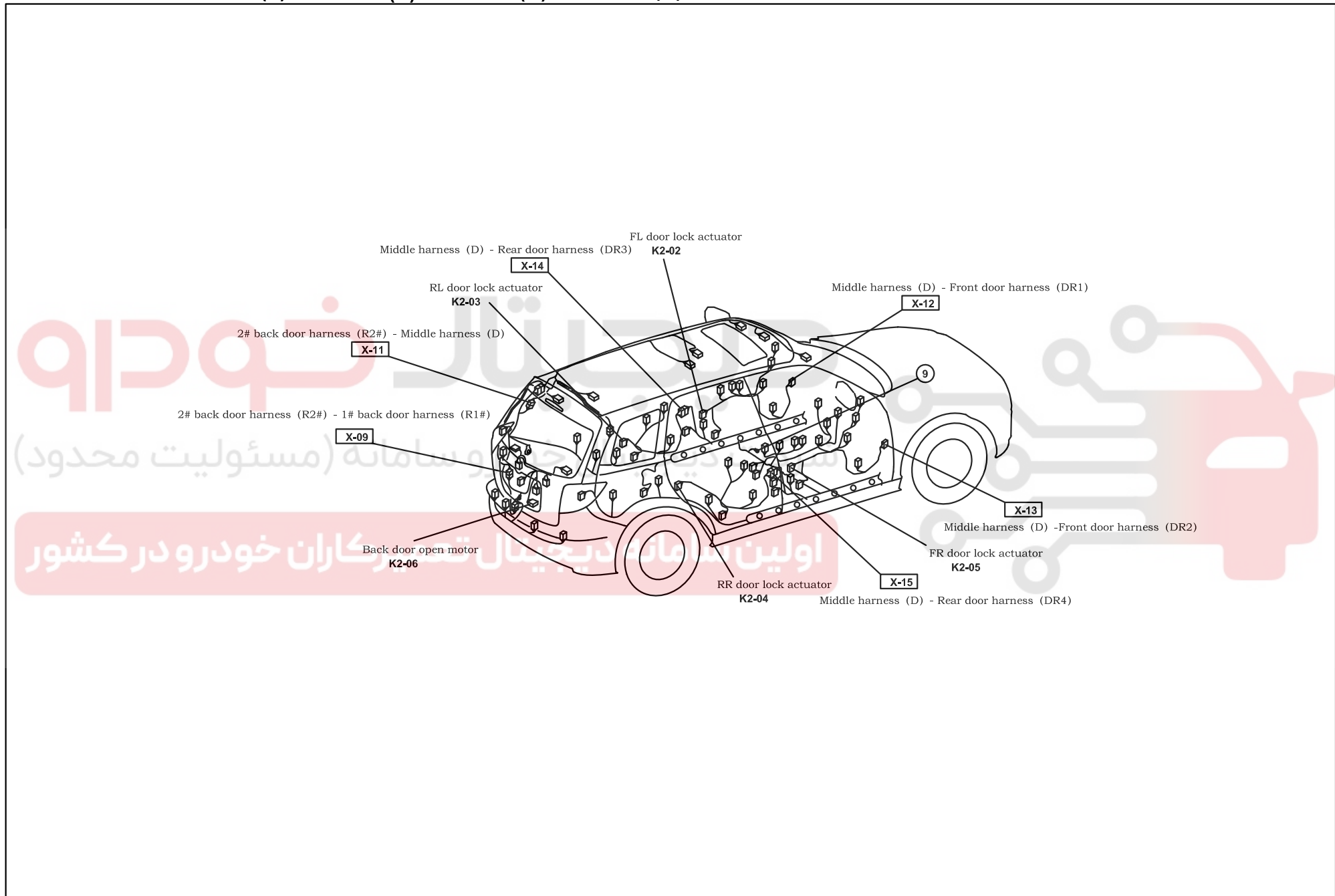
Remote and central door lock system

K-2c



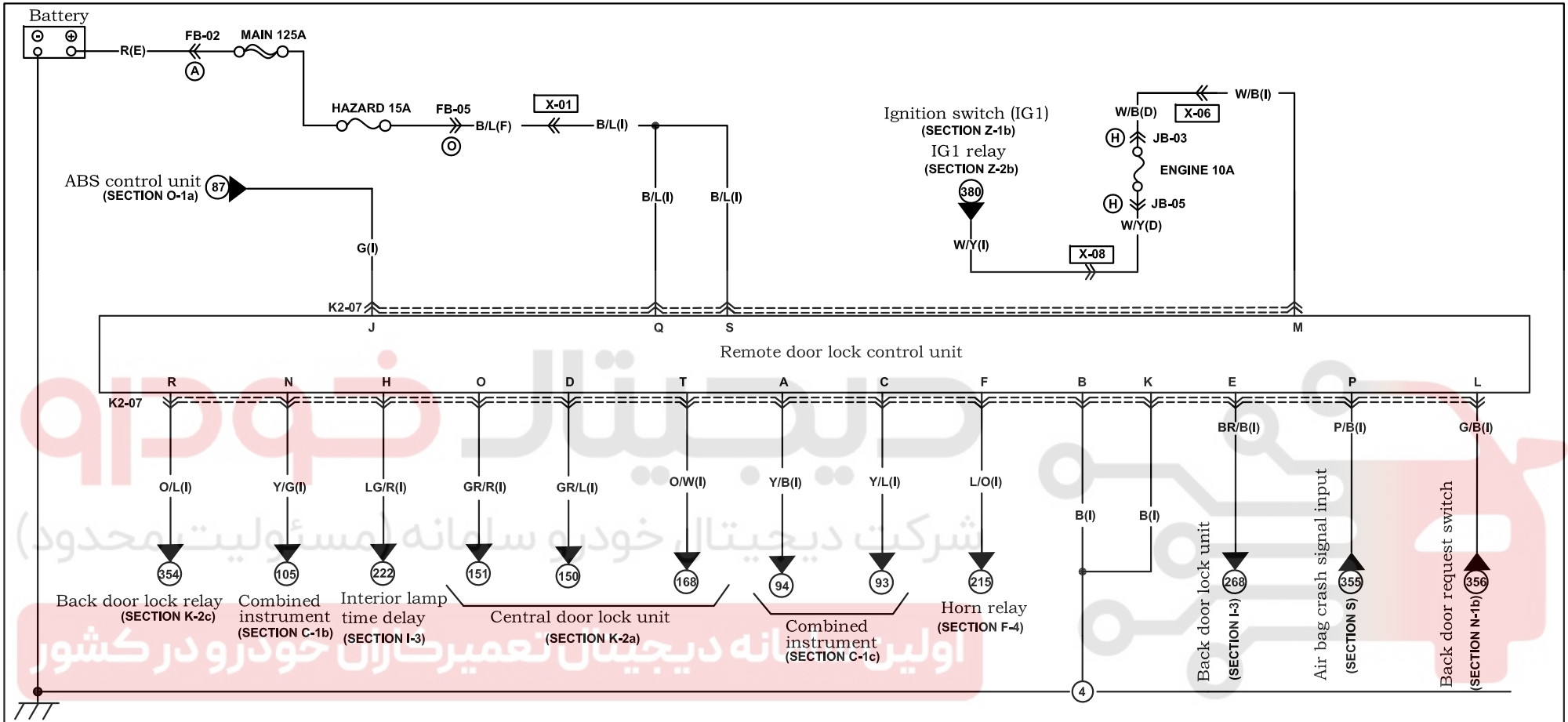
| | | | | | | | | | | | | | | | |
|---|---|-----|---|---|---|---|---|---|-----|---|---|--|--|--|--|
| K2-06 Back door open motor (R1 #) | | | | | | | | | | | | | | | |
| <table border="1"> <tr> <td>E</td> <td>D</td> <td>C</td> <td>B</td> <td>A</td> </tr> <tr> <td>*</td> <td>*</td> <td>L/R</td> <td>*</td> <td>B</td> </tr> </table> | | E | D | C | B | A | * | * | L/R | * | B | | | | |
| E | D | C | B | A | | | | | | | | | | | |
| * | * | L/R | * | B | | | | | | | | | | | |
| | | | | | | | | | | | | | | | |

Harness mark:  (F)  (E)  (D)  (R)



Remote and central door lock system

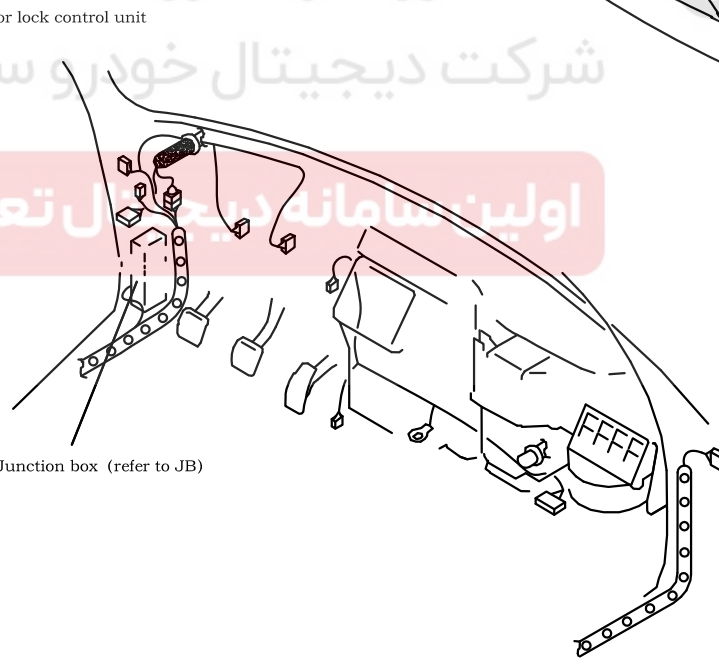
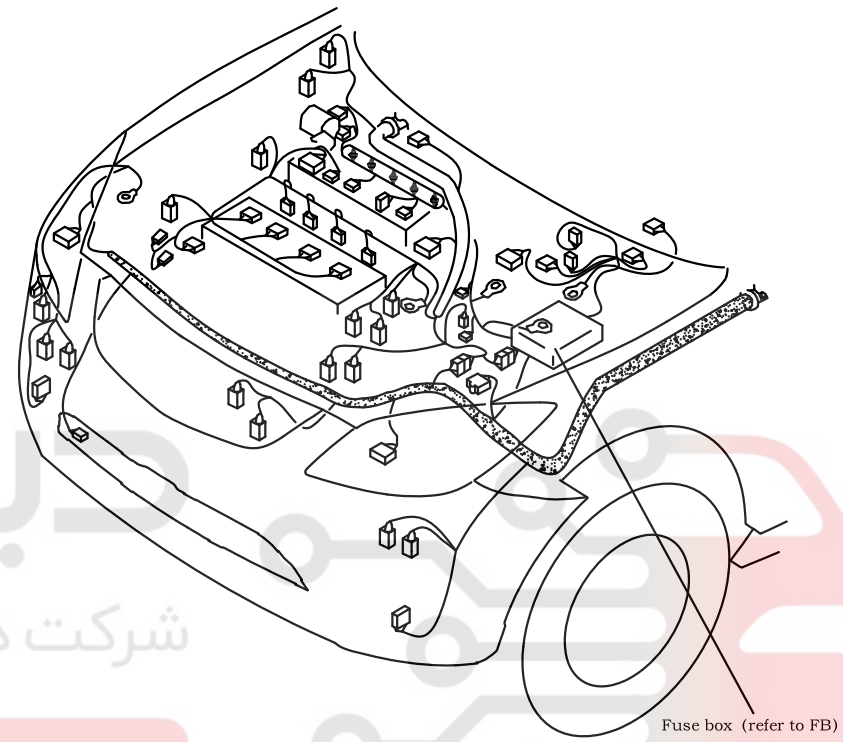
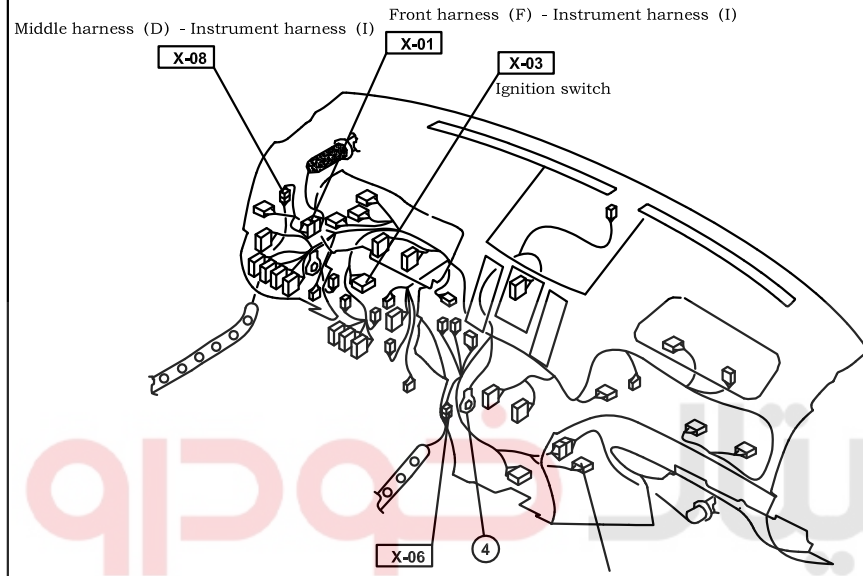
K-2d



K2-07 Remote door lock control unit (I)

| | | | | | | | | | |
|-----|-----|------|-----|-----|---|------|------|------|-----|
| S | Q | O | M | K | I | G | E | C | A |
| B/L | B/L | GR/R | W/B | B | * | * | BR/B | Y/L | Y/B |
| O/W | O/L | P/B | Y/G | G/B | G | LG/R | L/O | GR/L | B |
| T | R | P | N | L | J | H | F | D | B |

Harness mark:  (F)  (E)  (D)  (R)



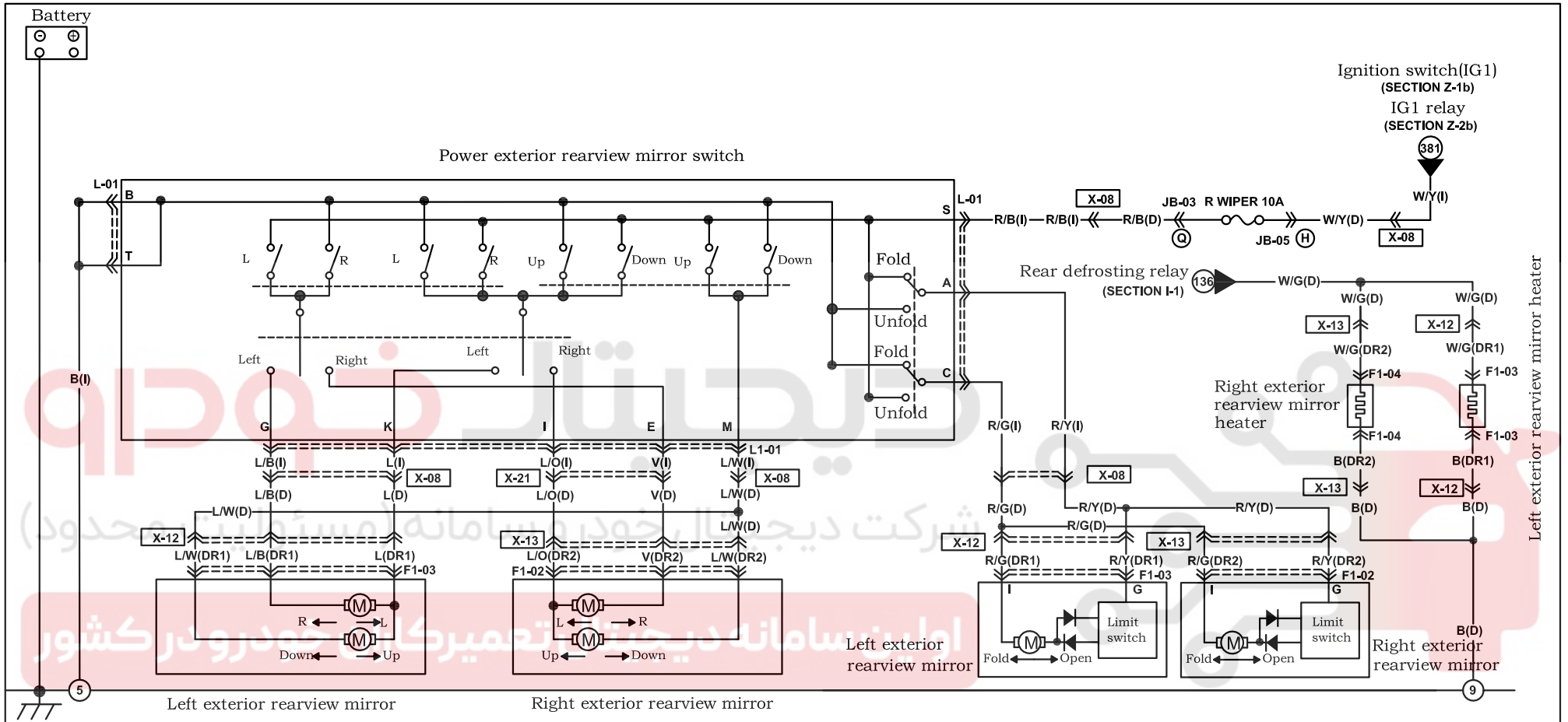
دیجیتال خودروه در کشور

اولین سامانه دیجیتال تعمیرکاران خودرو در کشور

شرکت دیجیتال خودرو سامانه (مسئولیت محدود)

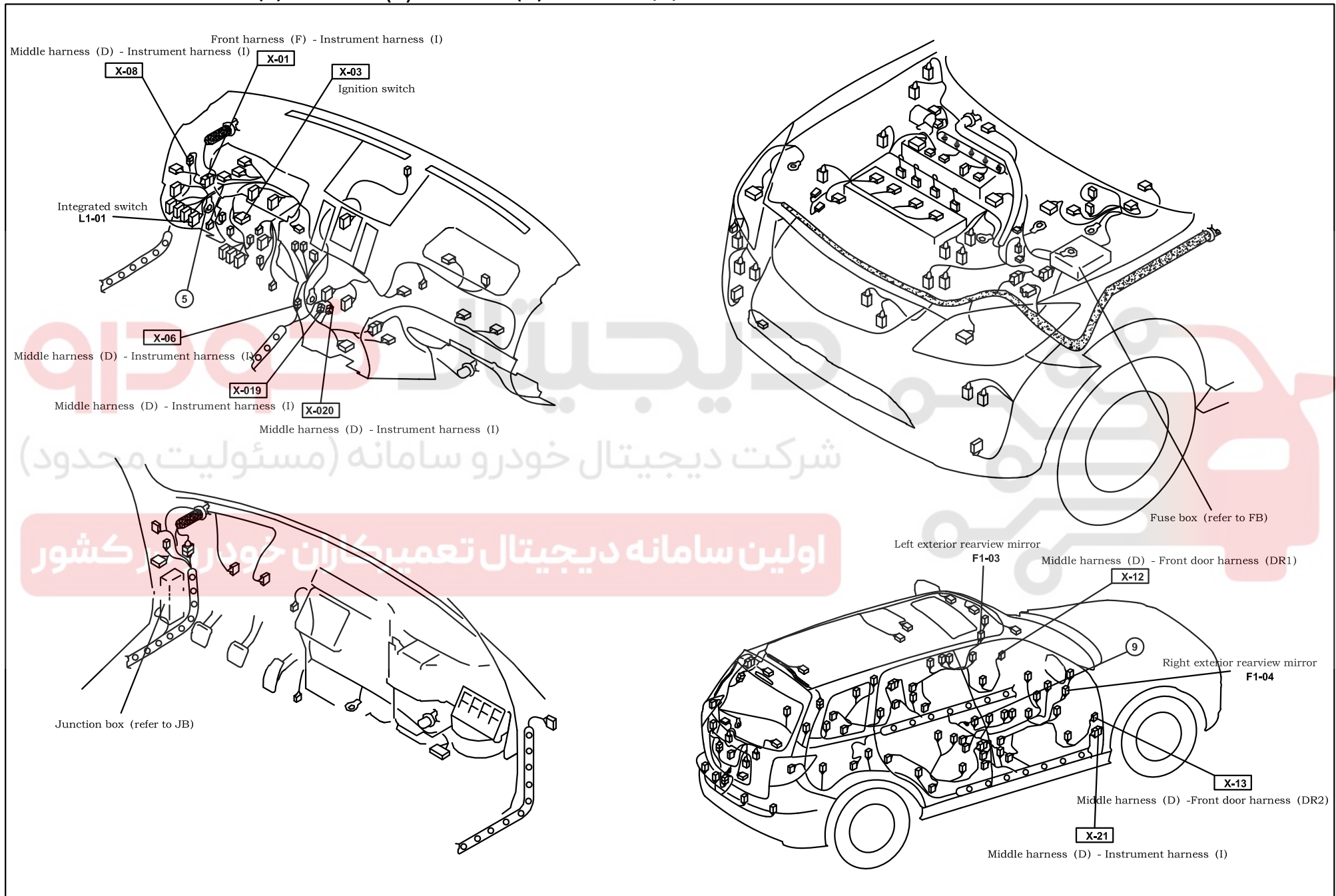
Exterior rearview mirror heater/power exterior rearview mirror

L



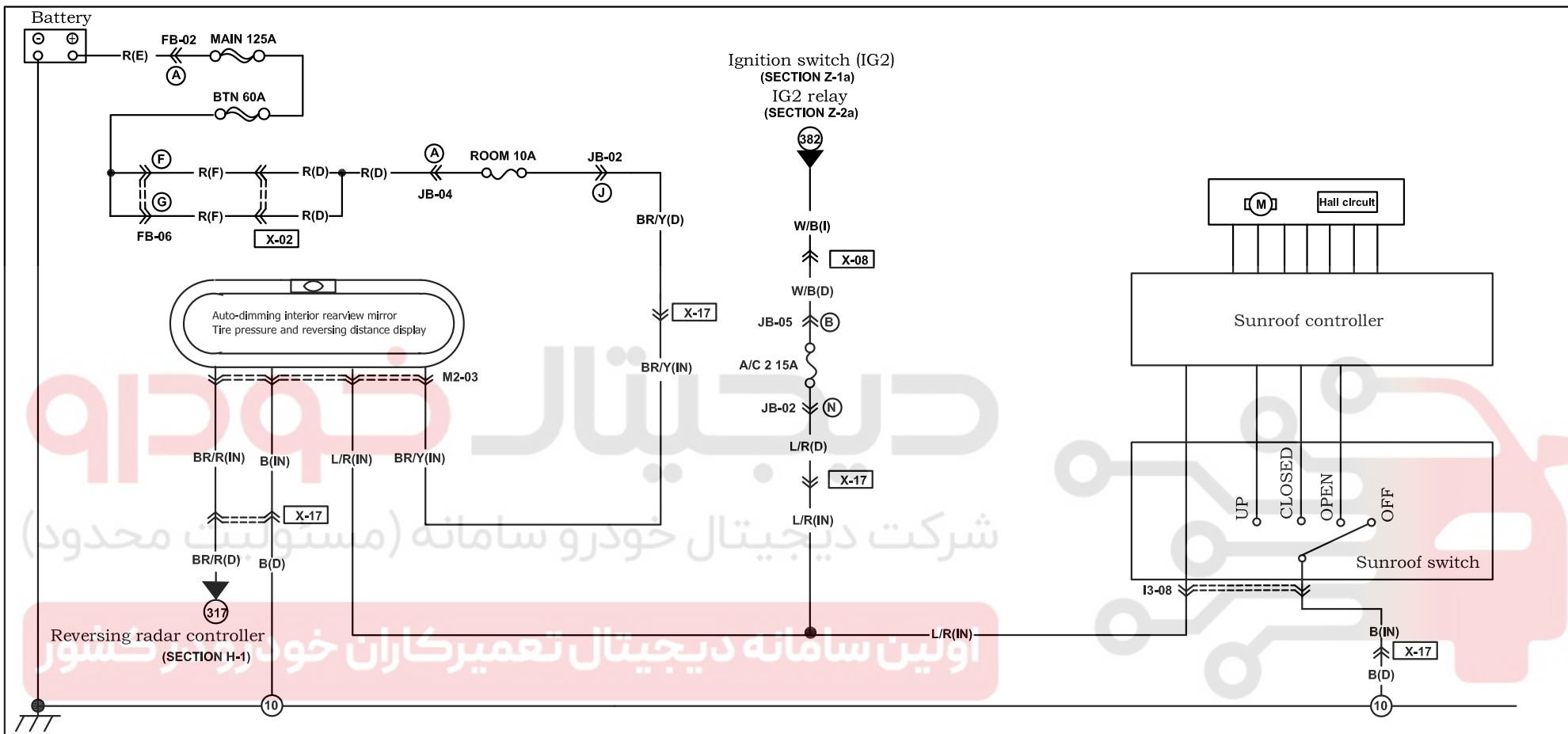
| | | | | | | | | | | | | | | | | | | | | | | | | | | | | | | | | | | | | | | | | | | | | | | | | | | | | | | | | | | | | | | | | | | | | | | | |
|---|----|------|---------|-----|-----|-----|---|-----|-----|---|-----|----|------|-----|---|-----|-----|---|-----|-----|---|---|-----|---------|---|---|---|---|---|---|---|---|---|---|---|---|---|---|---|---|---|---|---|-----|-----|-----|-----|---|---|---|---|-----|-----|---|---|--|---|---|-----|-----|-----|-----|---|---|---|-----|-----|---|---|---|--|
| <p>L-01 Integrated switch (I) & with start-stop system</p> <table border="1" style="margin-left: auto; margin-right: auto;"> <tr> <td>S</td><td>Q</td><td>O</td><td>M</td><td>K</td><td>I</td><td>G</td><td>E</td><td>C</td><td>A</td> </tr> <tr> <td>R/B</td><td>LG</td><td>LG/B</td><td>L/W</td><td>L</td><td>L/O</td><td>L/B</td><td>V</td><td>R/G</td><td>R/Y</td> </tr> <tr> <td>B</td><td>P</td><td>G/B</td><td>* & P/L</td><td>W</td><td>*</td><td>*</td><td>*</td><td>*</td><td>B</td> </tr> <tr> <td>T</td><td>R</td><td>P</td><td>N</td><td>L</td><td>J</td><td>H</td><td>F</td><td>D</td><td>B</td> </tr> </table> | S | Q | O | M | K | I | G | E | C | A | R/B | LG | LG/B | L/W | L | L/O | L/B | V | R/G | R/Y | B | P | G/B | * & P/L | W | * | * | * | * | B | T | R | P | N | L | J | H | F | D | B | <p>F1-03 Left exterior rearview mirror (DR1)</p> <table border="1" style="margin-left: auto; margin-right: auto;"> <tr> <td>A</td><td>*</td><td>Y/L</td><td>W/G</td><td>R/Y</td><td>R/G</td><td>I</td> </tr> <tr> <td>B</td><td>*</td><td>L</td><td>L/W</td><td>L/B</td><td>B</td><td>J</td> </tr> </table> | A | * | Y/L | W/G | R/Y | R/G | I | B | * | L | L/W | L/B | B | J | <p>F1-04 Right exterior rearview mirror (DR2)</p> <table border="1" style="margin-left: auto; margin-right: auto;"> <tr> <td>A</td><td>*</td><td>Y/B</td><td>W/G</td><td>R/Y</td><td>R/G</td><td>I</td> </tr> <tr> <td>B</td><td>*</td><td>L/O</td><td>L/W</td><td>V</td><td>B</td><td>J</td> </tr> </table> | A | * | Y/B | W/G | R/Y | R/G | I | B | * | L/O | L/W | V | B | J | |
| S | Q | O | M | K | I | G | E | C | A | | | | | | | | | | | | | | | | | | | | | | | | | | | | | | | | | | | | | | | | | | | | | | | | | | | | | | | | | | | | | | |
| R/B | LG | LG/B | L/W | L | L/O | L/B | V | R/G | R/Y | | | | | | | | | | | | | | | | | | | | | | | | | | | | | | | | | | | | | | | | | | | | | | | | | | | | | | | | | | | | | | |
| B | P | G/B | * & P/L | W | * | * | * | * | B | | | | | | | | | | | | | | | | | | | | | | | | | | | | | | | | | | | | | | | | | | | | | | | | | | | | | | | | | | | | | | |
| T | R | P | N | L | J | H | F | D | B | | | | | | | | | | | | | | | | | | | | | | | | | | | | | | | | | | | | | | | | | | | | | | | | | | | | | | | | | | | | | | |
| A | * | Y/L | W/G | R/Y | R/G | I | | | | | | | | | | | | | | | | | | | | | | | | | | | | | | | | | | | | | | | | | | | | | | | | | | | | | | | | | | | | | | | | | |
| B | * | L | L/W | L/B | B | J | | | | | | | | | | | | | | | | | | | | | | | | | | | | | | | | | | | | | | | | | | | | | | | | | | | | | | | | | | | | | | | | | |
| A | * | Y/B | W/G | R/Y | R/G | I | | | | | | | | | | | | | | | | | | | | | | | | | | | | | | | | | | | | | | | | | | | | | | | | | | | | | | | | | | | | | | | | | |
| B | * | L/O | L/W | V | B | J | | | | | | | | | | | | | | | | | | | | | | | | | | | | | | | | | | | | | | | | | | | | | | | | | | | | | | | | | | | | | | | | | |
| | | | | | | | | | | | | | | | | | | | | | | | | | | | | | | | | | | | | | | | | | | | | | | | | | | | | | | | | | | | | | | | | | | | | | | | |

Harness mark:  (F)  (E)  (D)  (R)

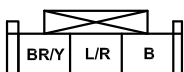


Sunroof and auto-dimming interior rearview mirror (with tire pressure and reversing distance display)

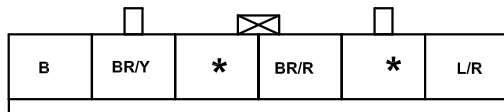
M



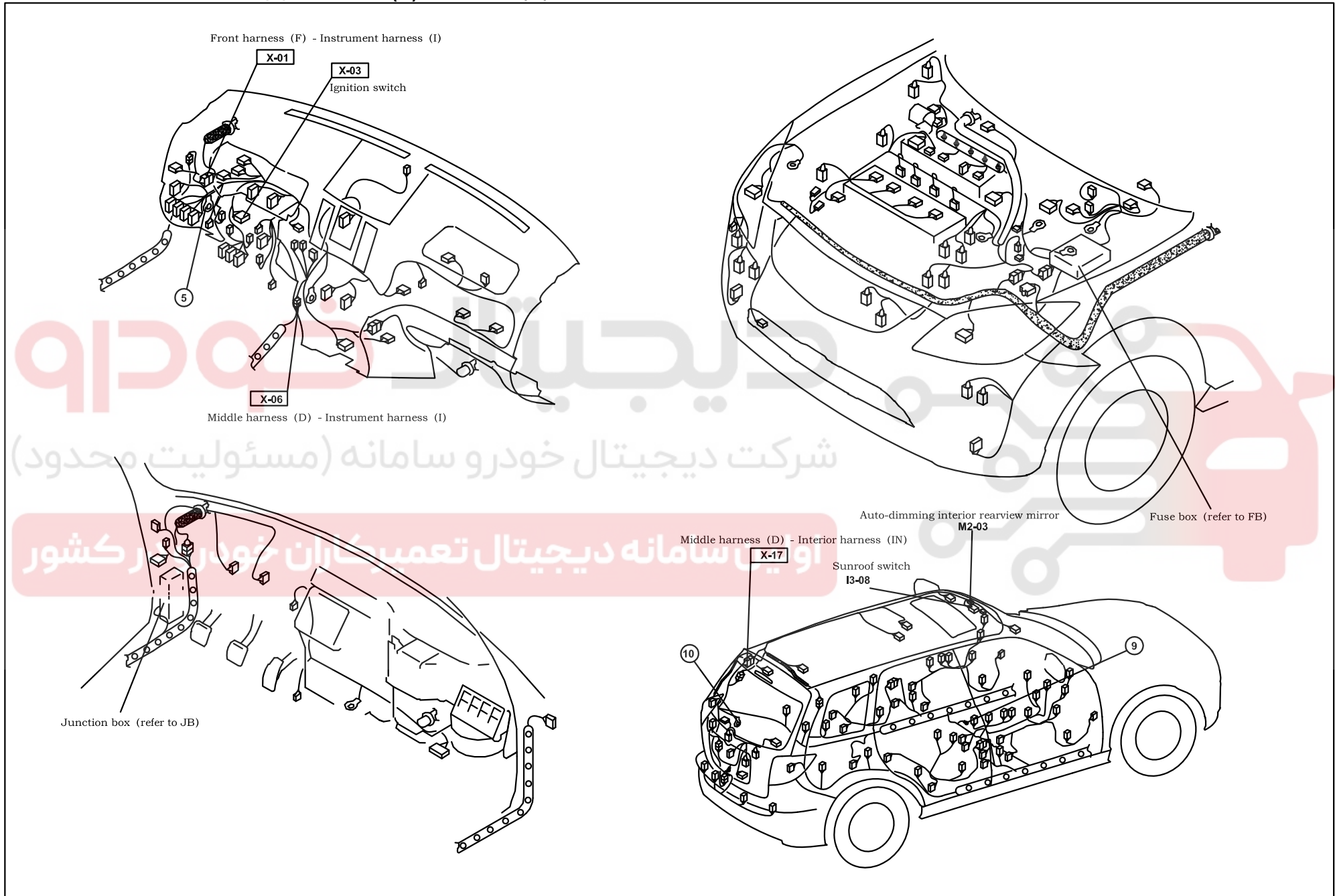
I3-08 Sunroof switch (IN)



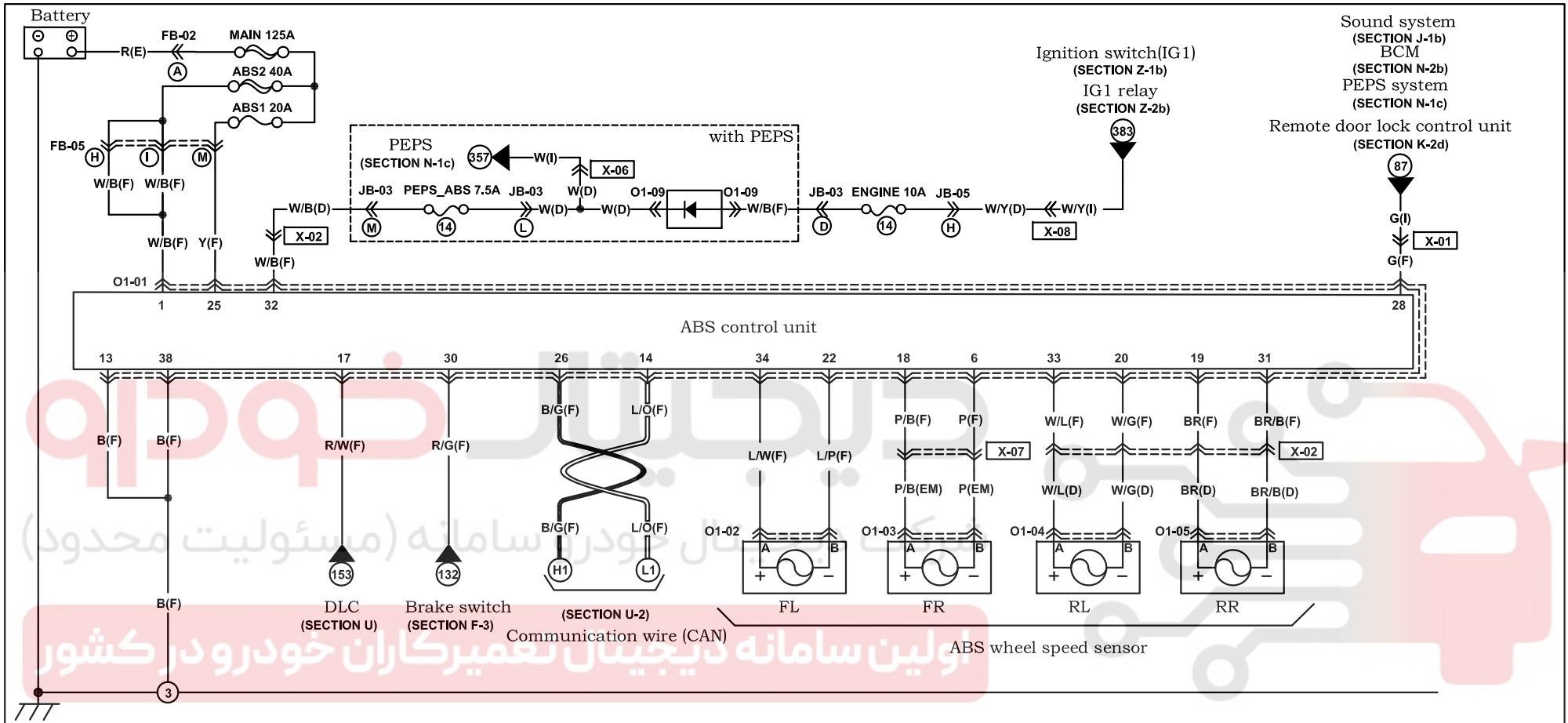
M2-03 Auto-dimming interior rearview mirror (IN)



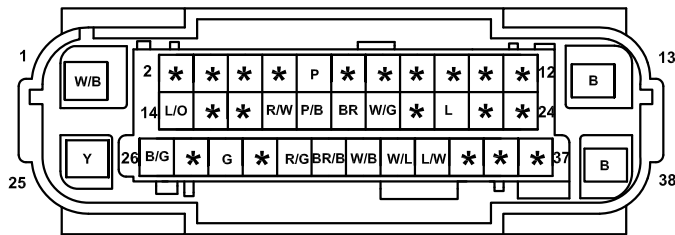
Harness mark:  (F)  (E)  (D)  (R)



Anti-lock braking system



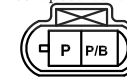
O1-01 ABS control unit (F)



O1-02 ABS wheel speed sensor FL (EM)



O1-03 ABS wheel speed sensor FR (EM)



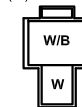
O1-04 ABS wheel speed sensor RL (D)

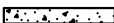





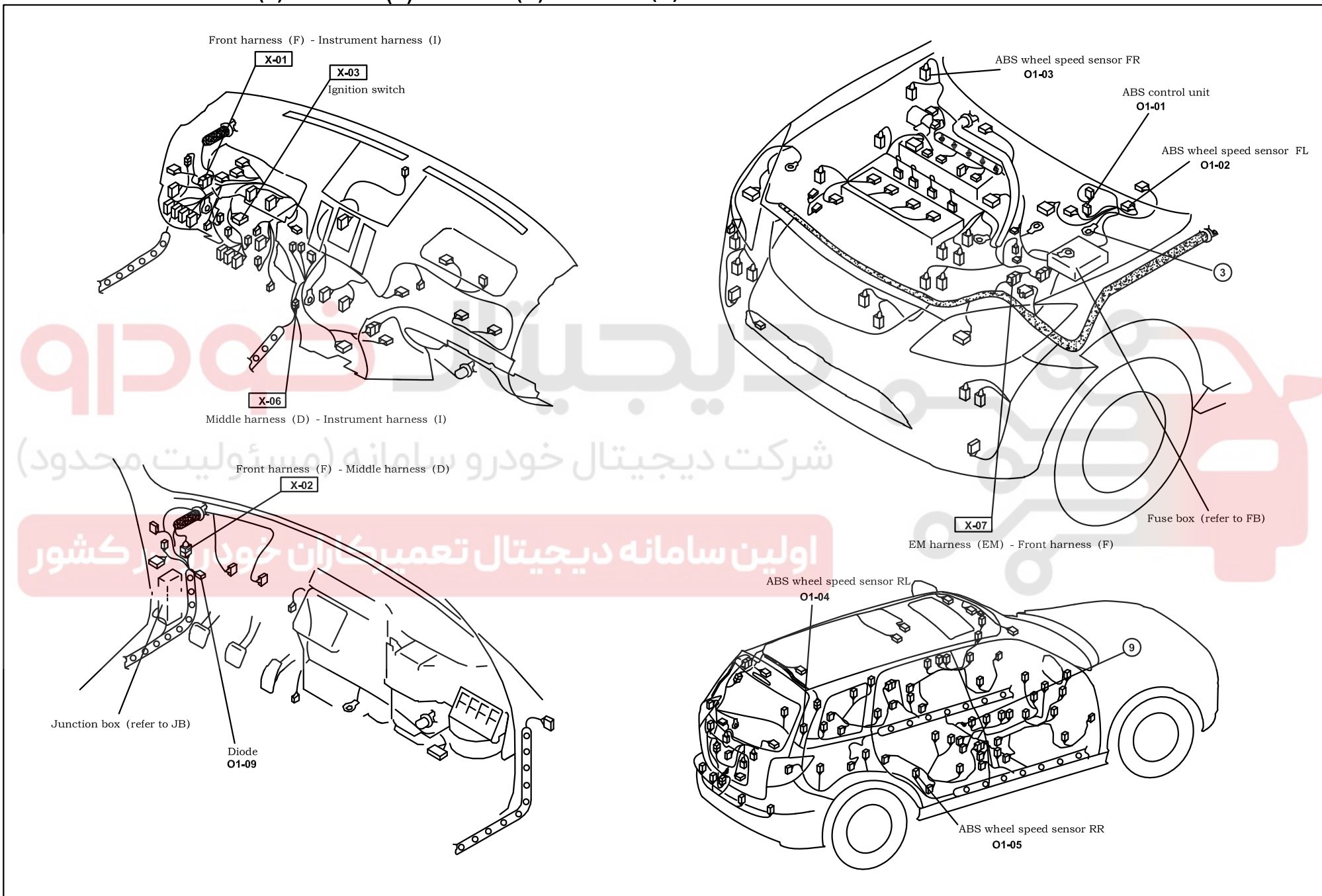
O1-05 ABS wheel speed sensor RR (D)



O1-09 Diode (D)



Harness mark:  (F)  (E)  (D)  (R)

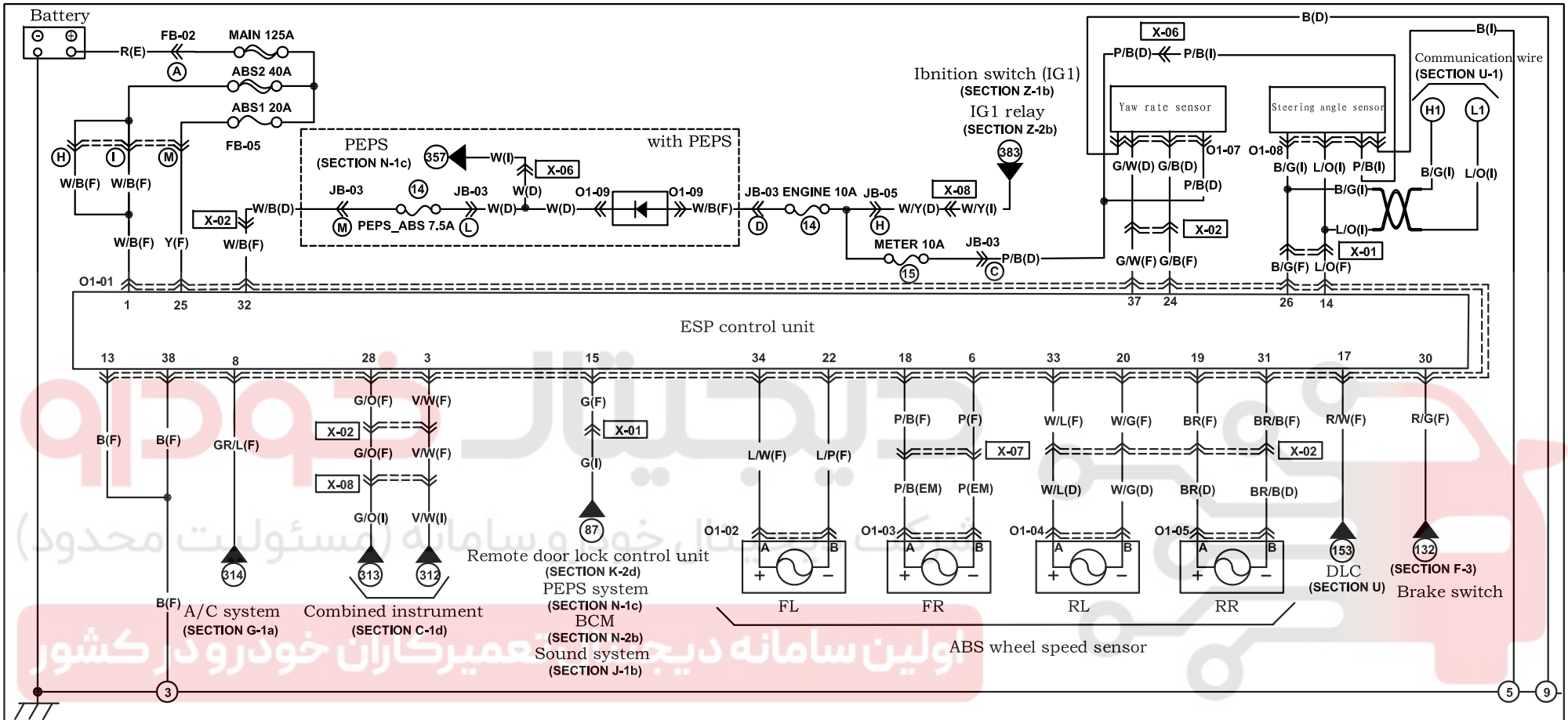


اولین سامانه دیجیتال خودرو (مسئولیت محدود)

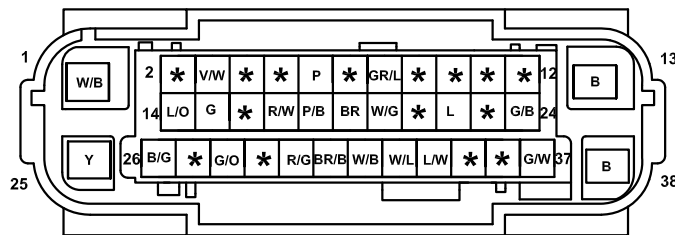
اولین سامانه دیجیتال تعمیرکاران خودرو در کشور

Anti-lock braking system

O-1b



O1-06 ESP control unit (F)



O1-02 ABS wheel speed sensor FL (EM)



O1-03 ABS wheel speed sensor FR (EM)



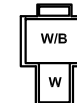
O1-04 ABS wheel speed sensor RL (D)



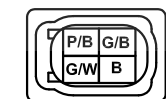
O1-05 ABS wheel speed sensor RR (D)



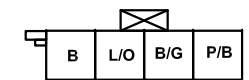
O1-09 Diode (D)

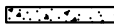





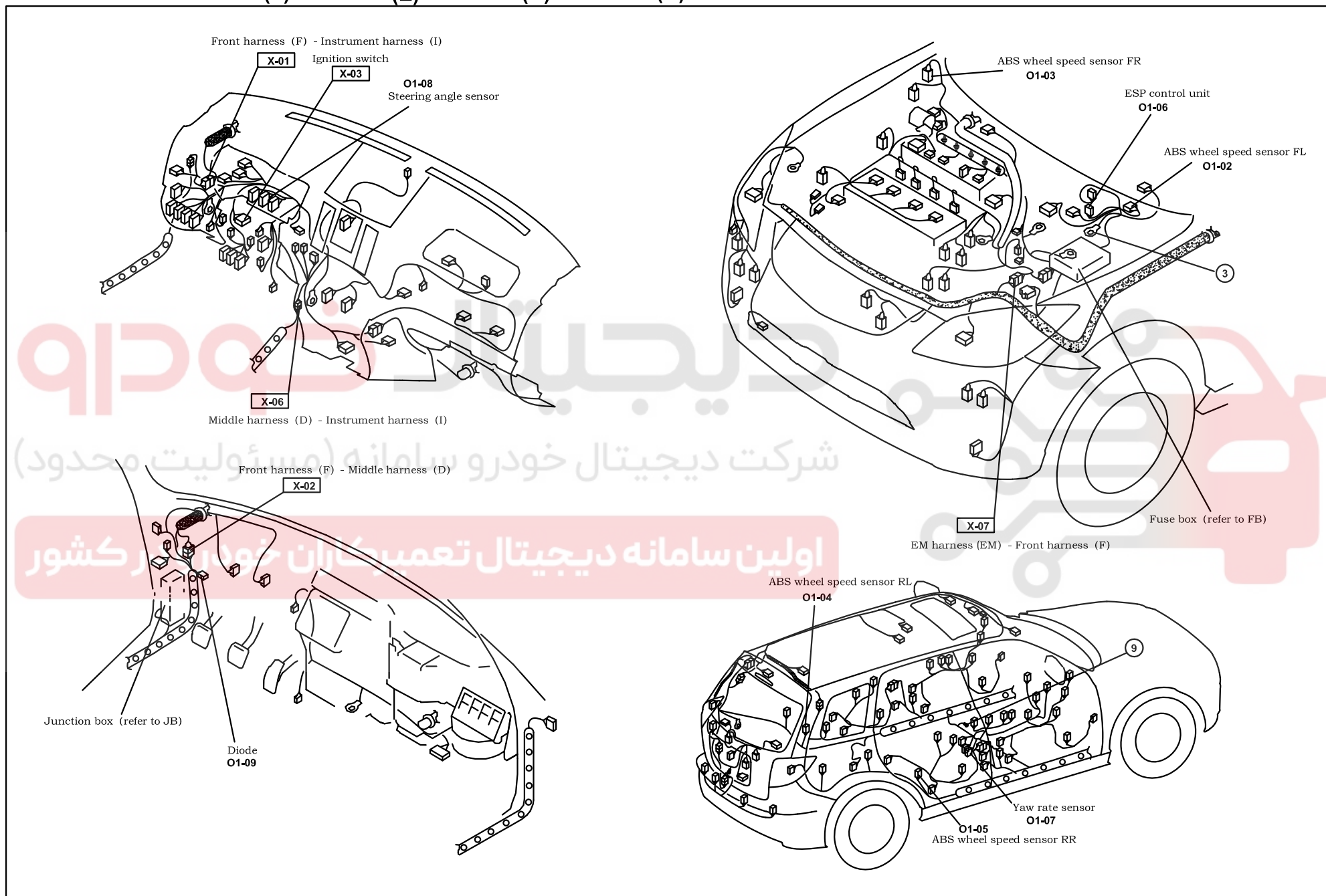
O1-07 Yaw rate sensor (D)



O1-08 Steering angle sensor (I)



Harness mark:  (F)  (E)  (D)  (R)



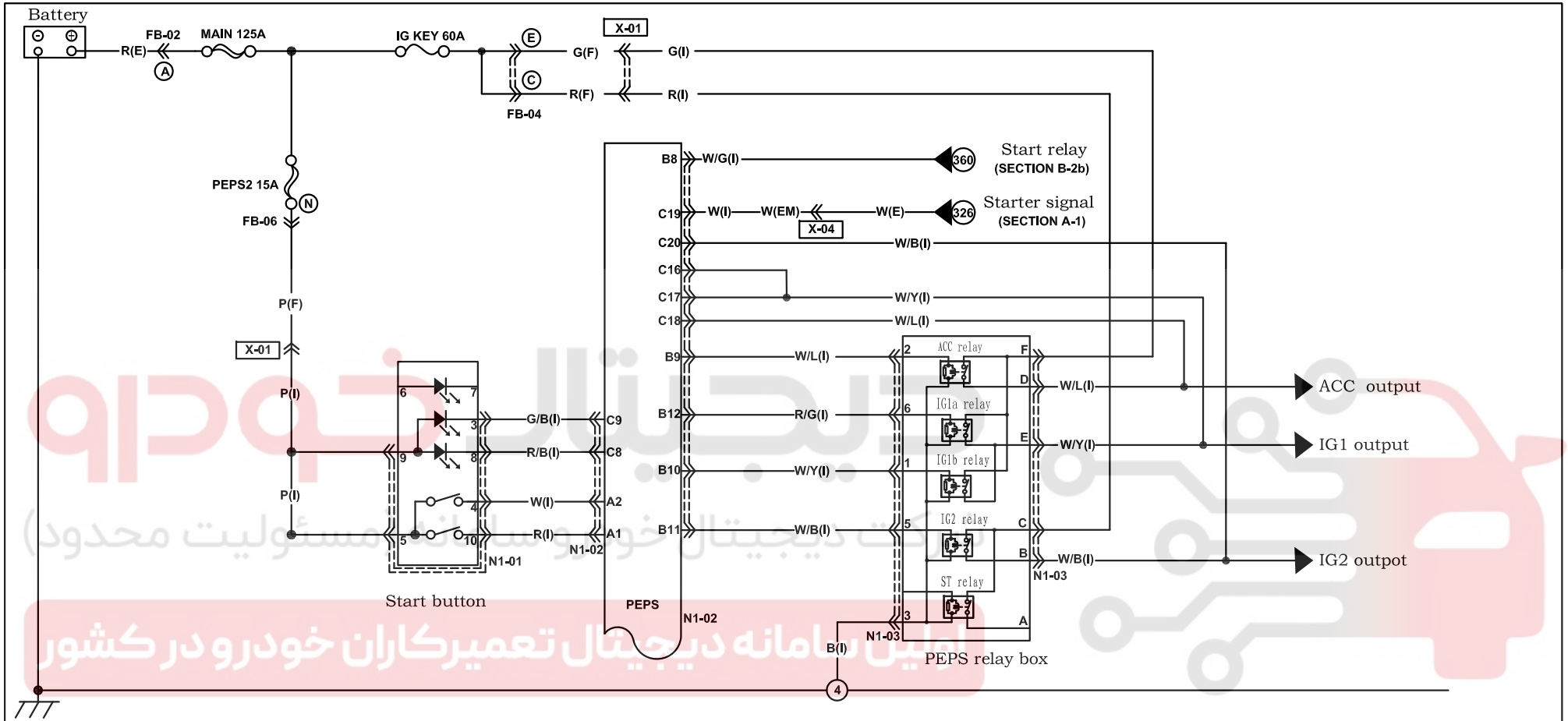
ایجی‌کودرو

شرکت دیجیتال خودرو سامانه (مسئولیت محدود)

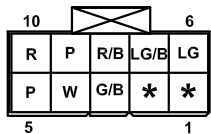
اولین سامانه دیجیتال تعمیرکاران خودرو کشور

Smart key system (PEPS)

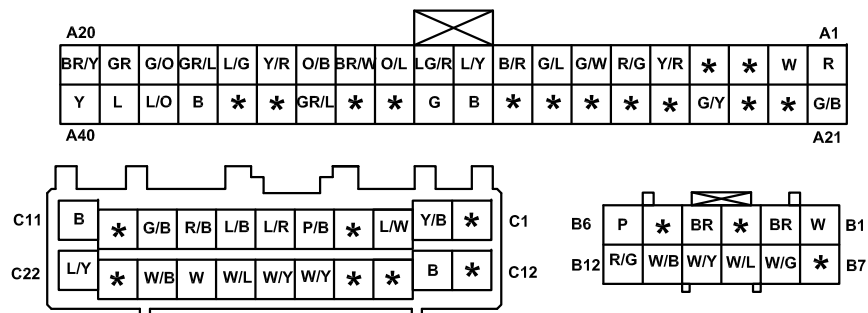
N-1a



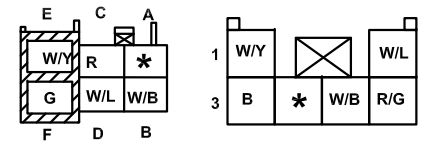
N1-01 Start button (I)



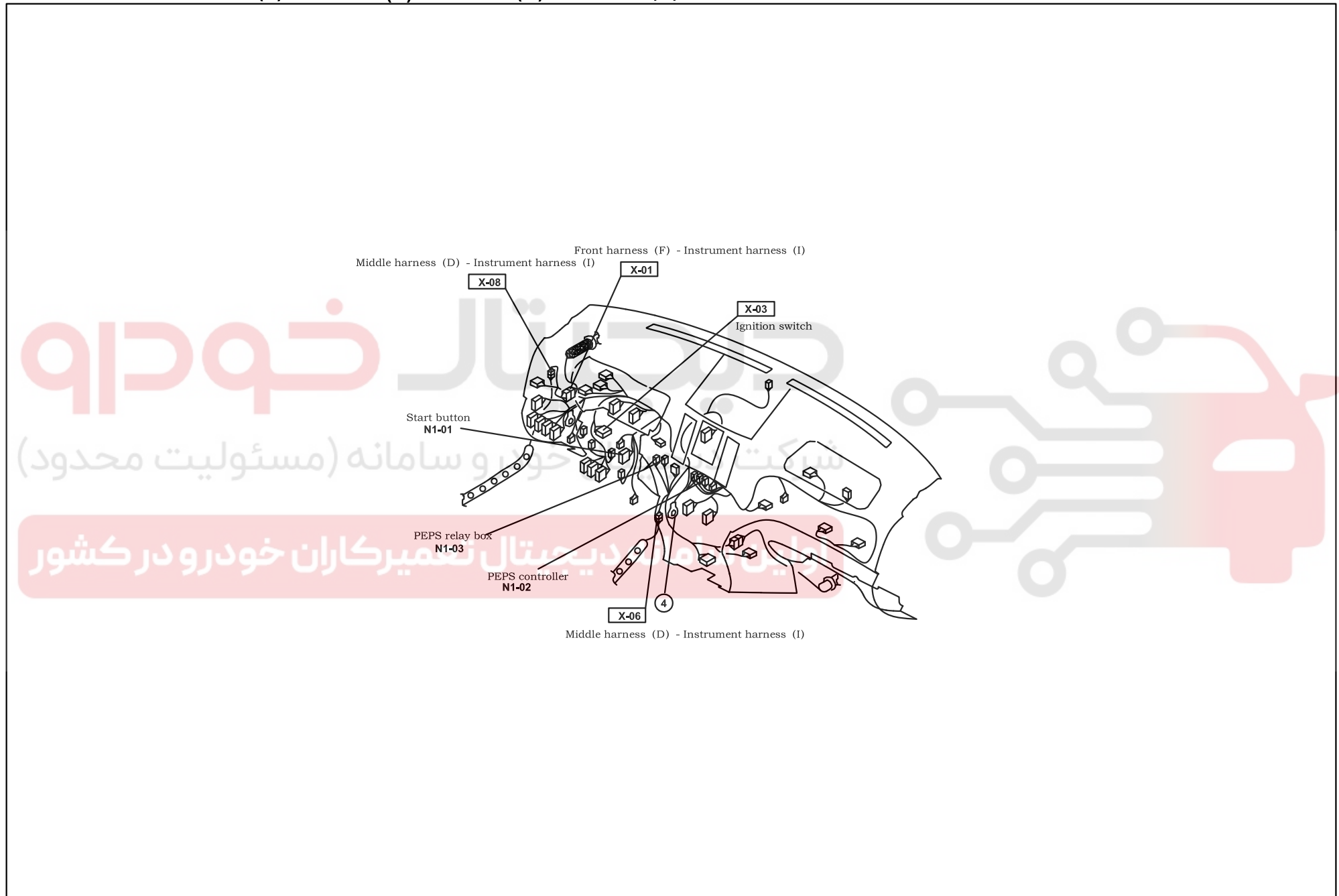
N1-02 PEPS controller (I)



N1-03 PEPS relay box (I)

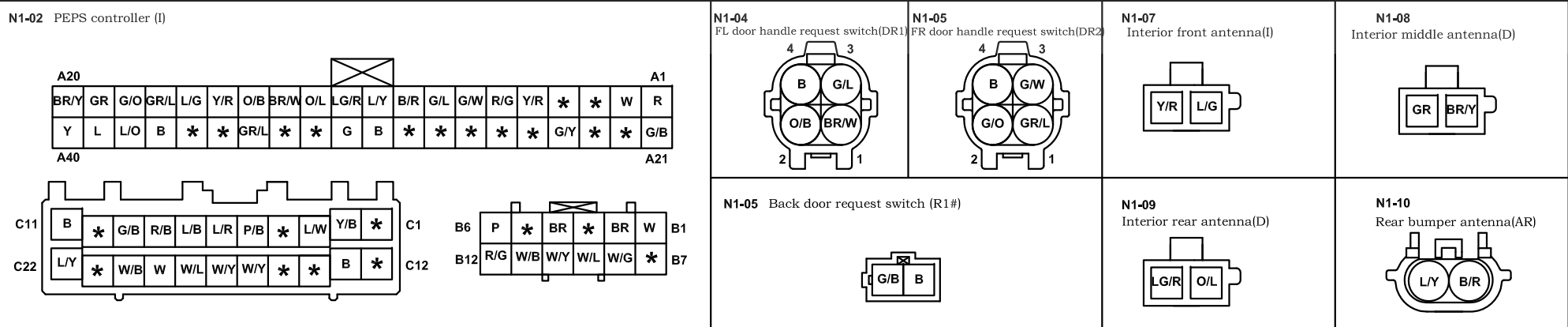
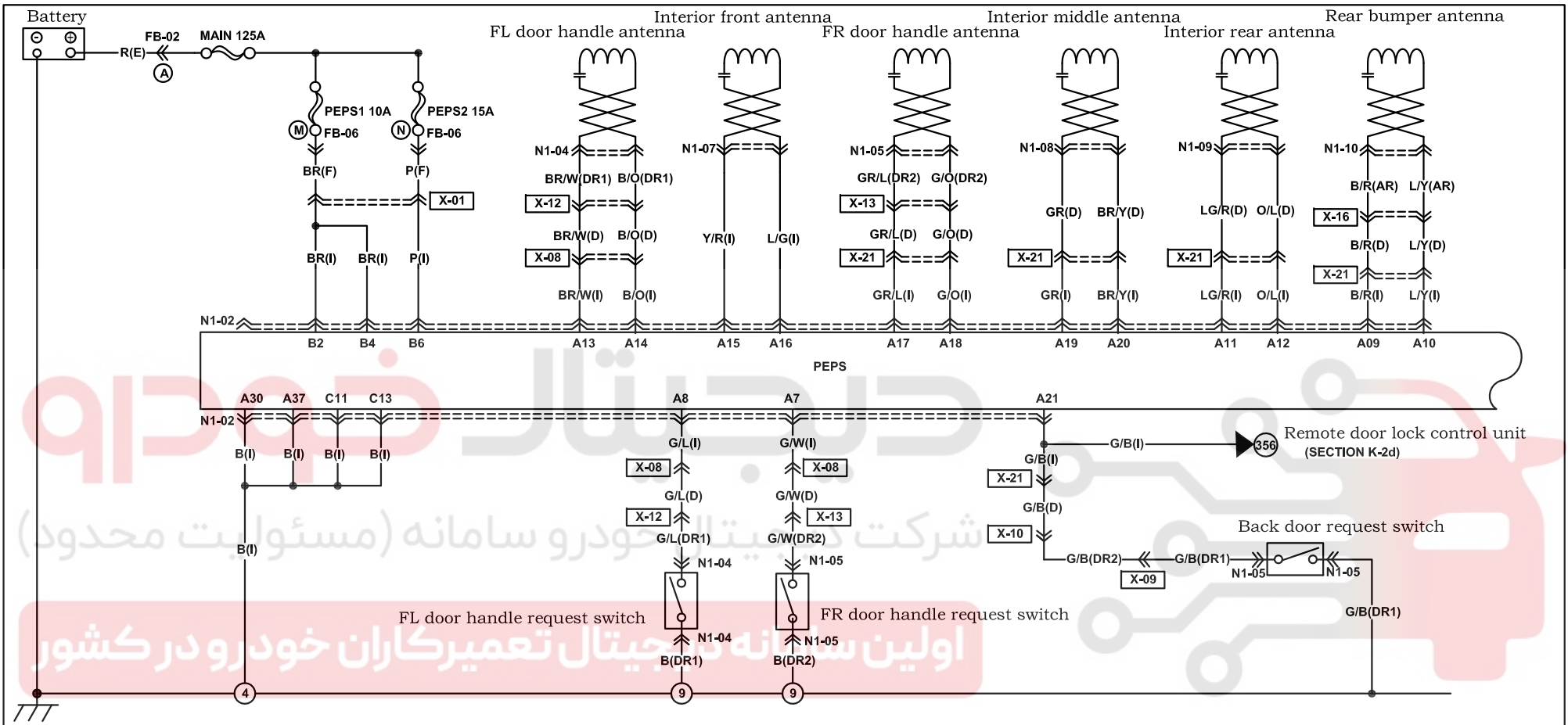





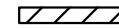
Harness mark:  (F)  (E)  (D)  (R)

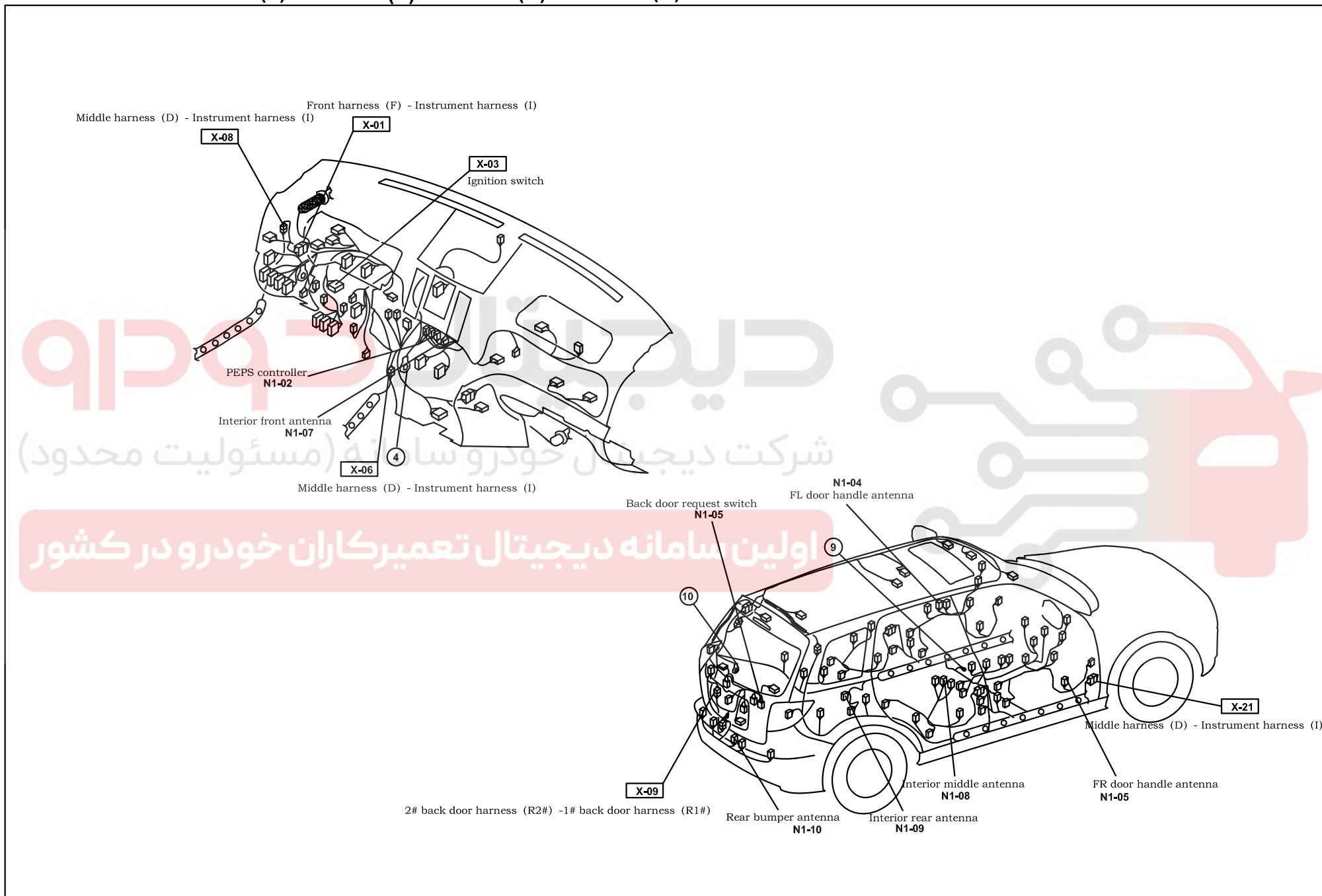


Smart key system (PEPS)

N-1b

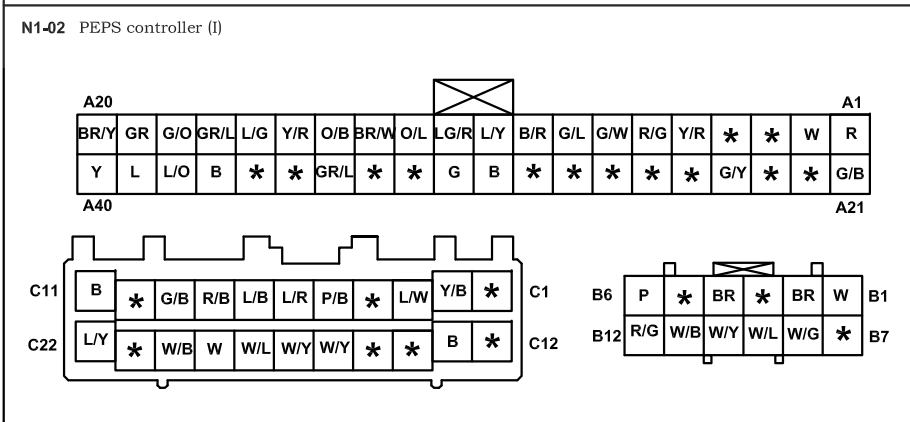
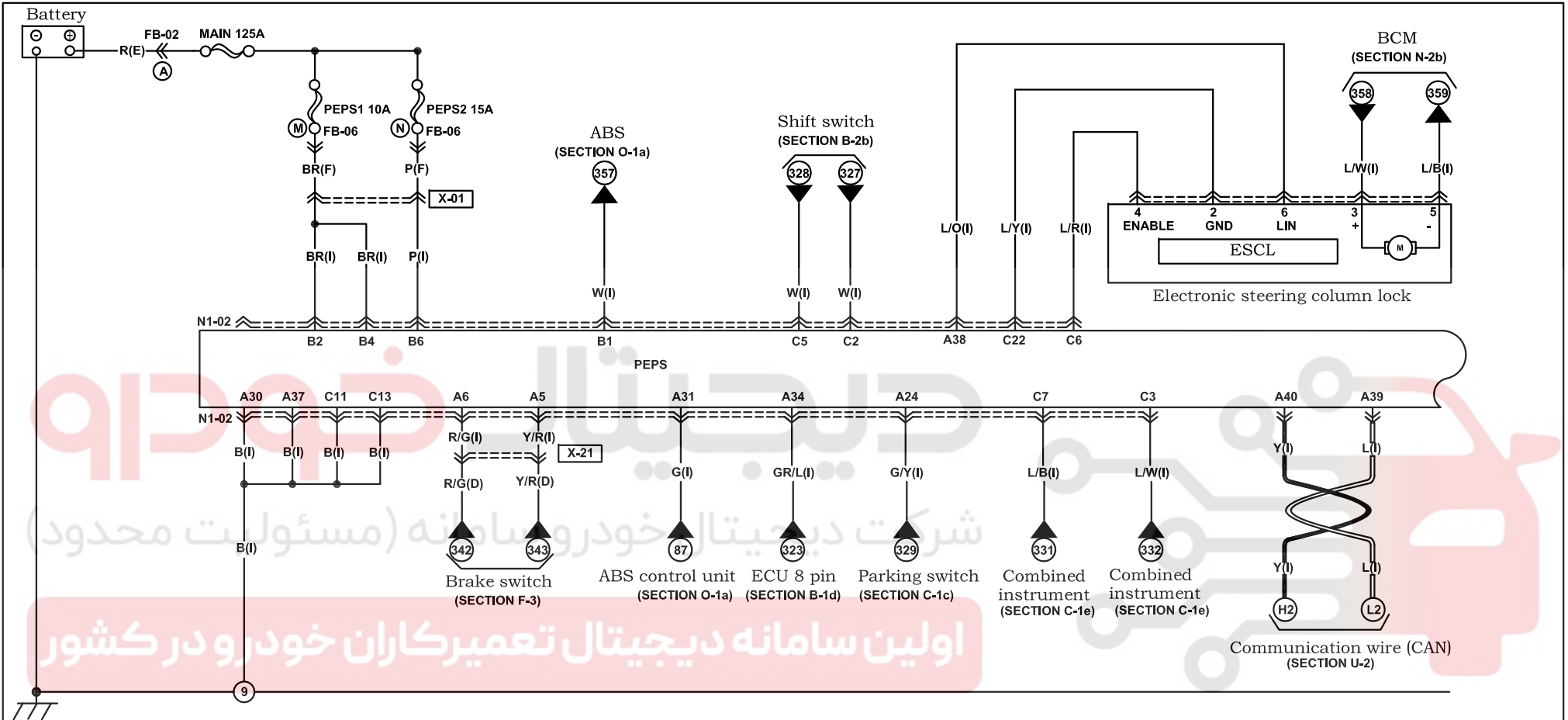


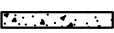

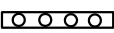
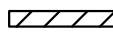
Harness mark:  (F)  (E)  (D)  (R)

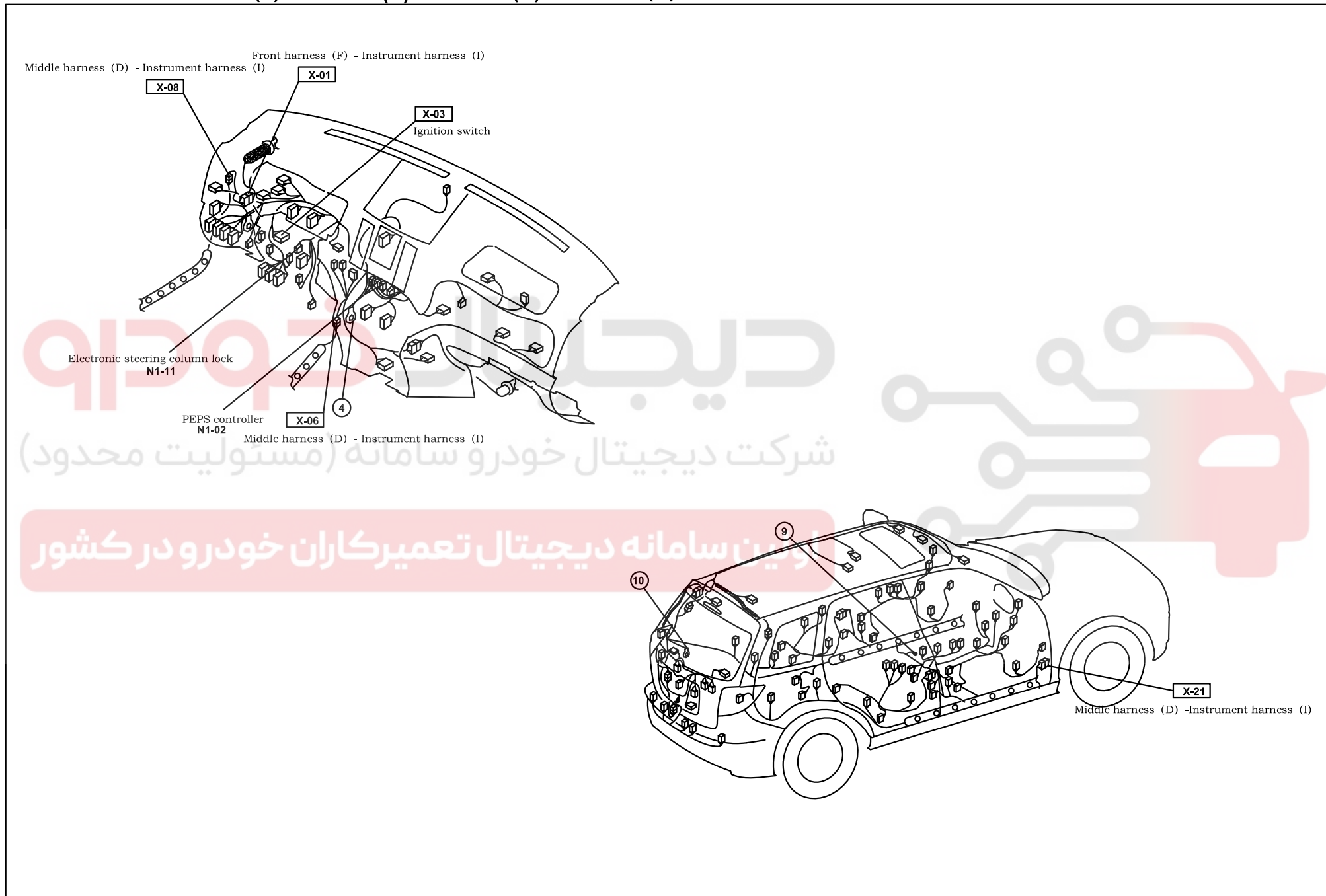


Smart key system (PEPS)

N-1c



Harness mark:  (F)  (E)  (D)  (R)



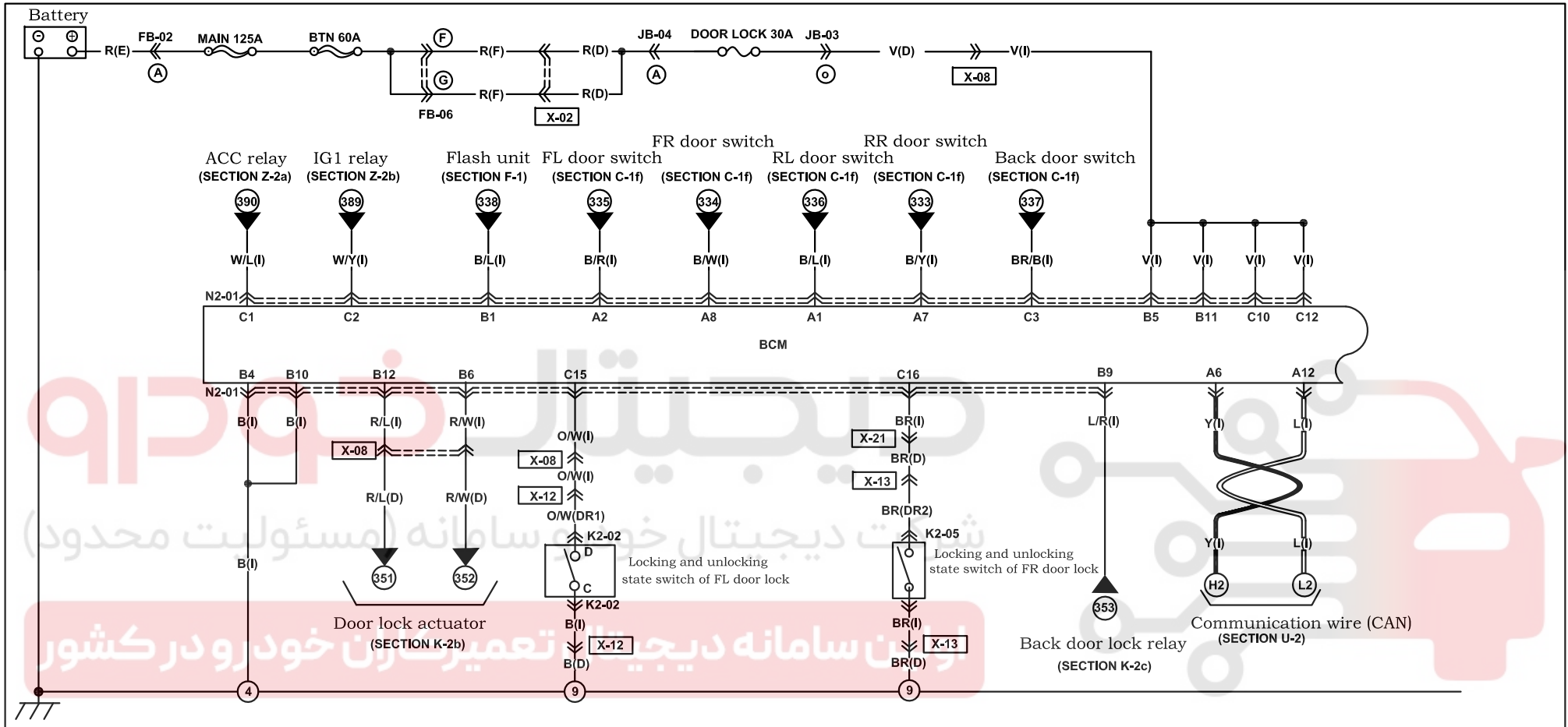
دیجیتال خودرو

شرکت دیجیتال خودرو سامانه (مستولیت محدود)

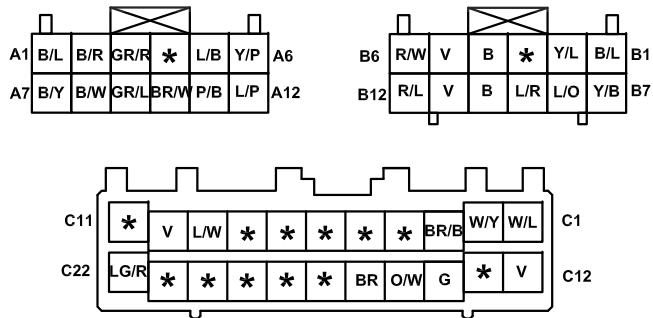
سازمان سامانه دیجیتال تعمیرکاران خودرو در کشور

Body control system (BCM)

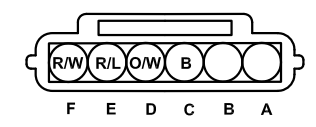
N-2a



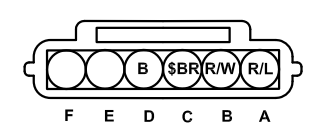
N2-01 Body control system (BCM) (I)



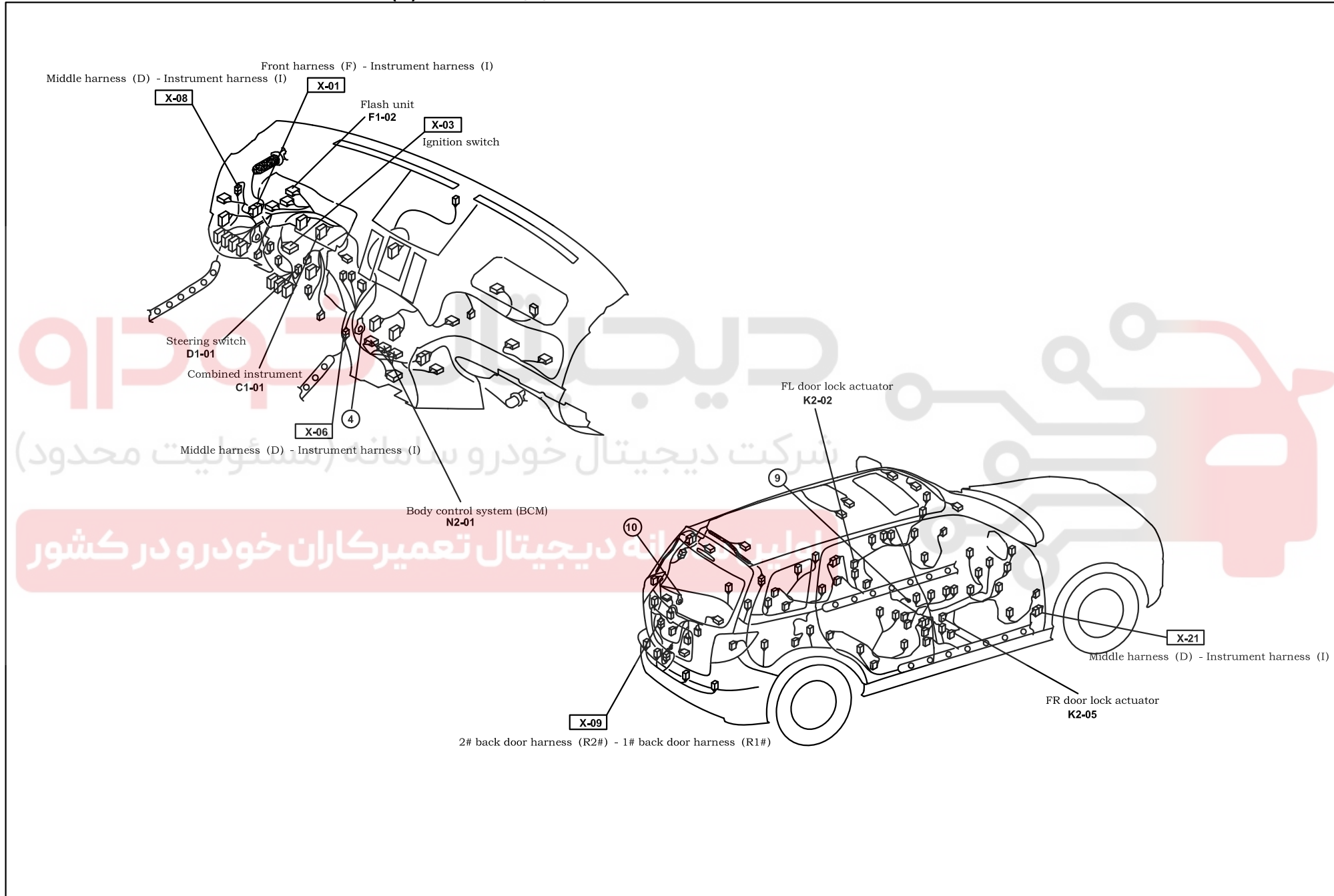
K2-02 FL door lock actuator (DR1)



K2-05 FR door lock actuator (DR2) \$ with PEPS

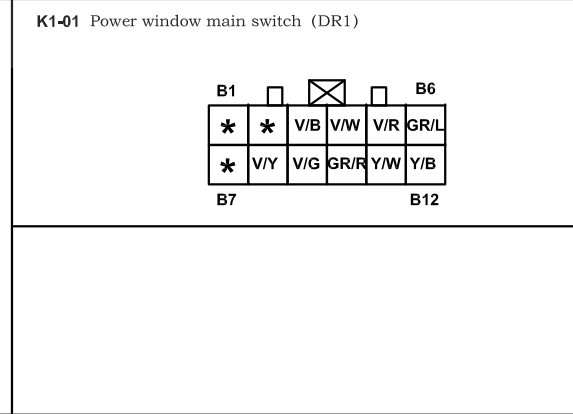
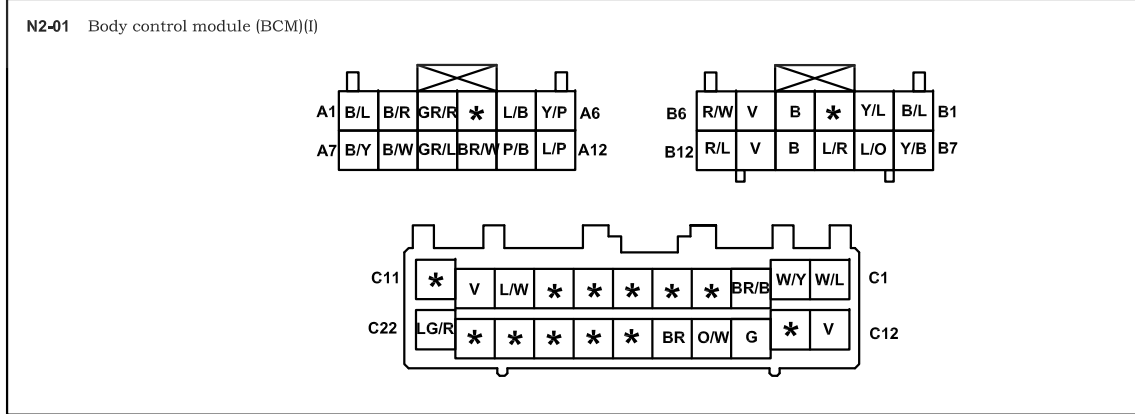
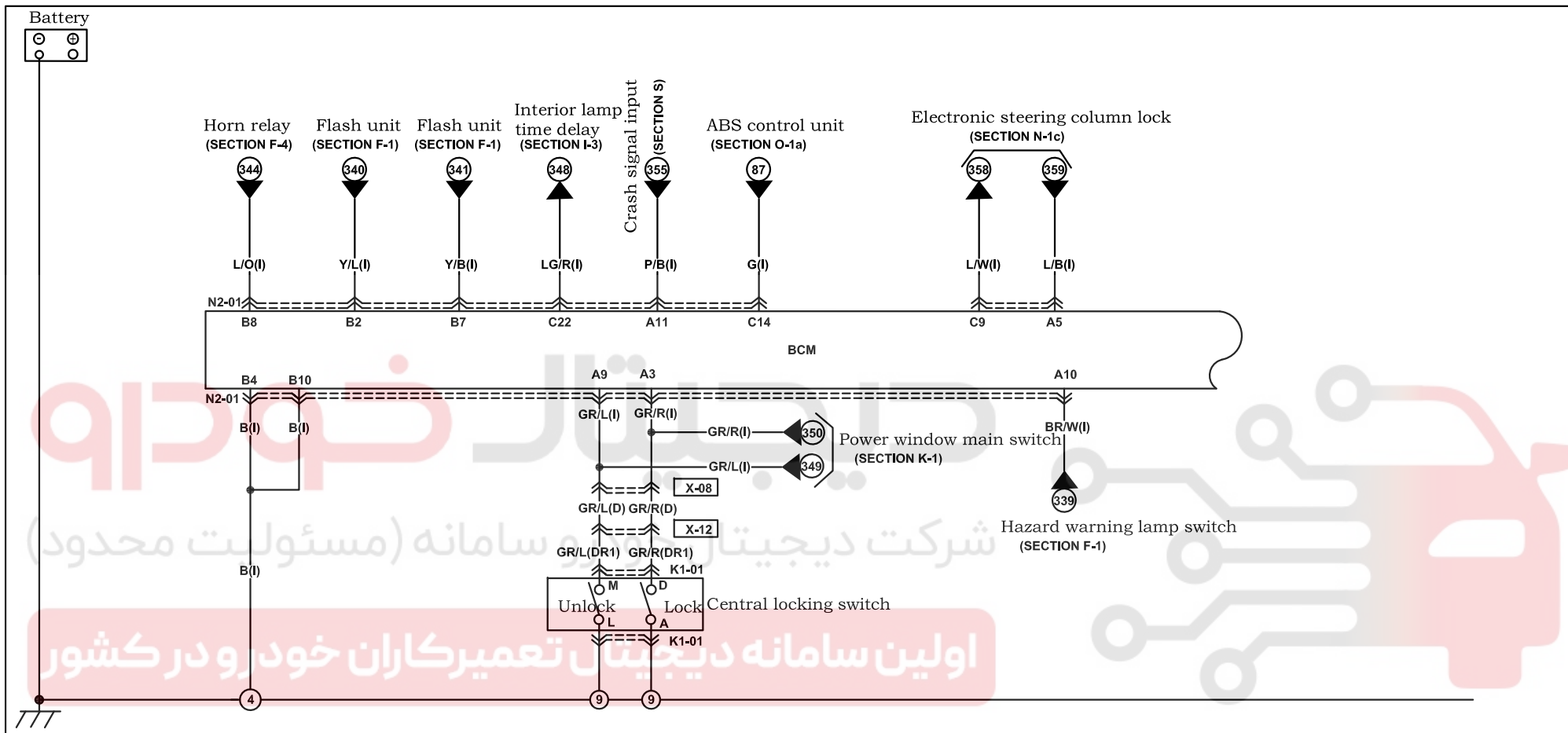


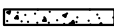


Harness mark:  (F)  (E)  (D)  (R)

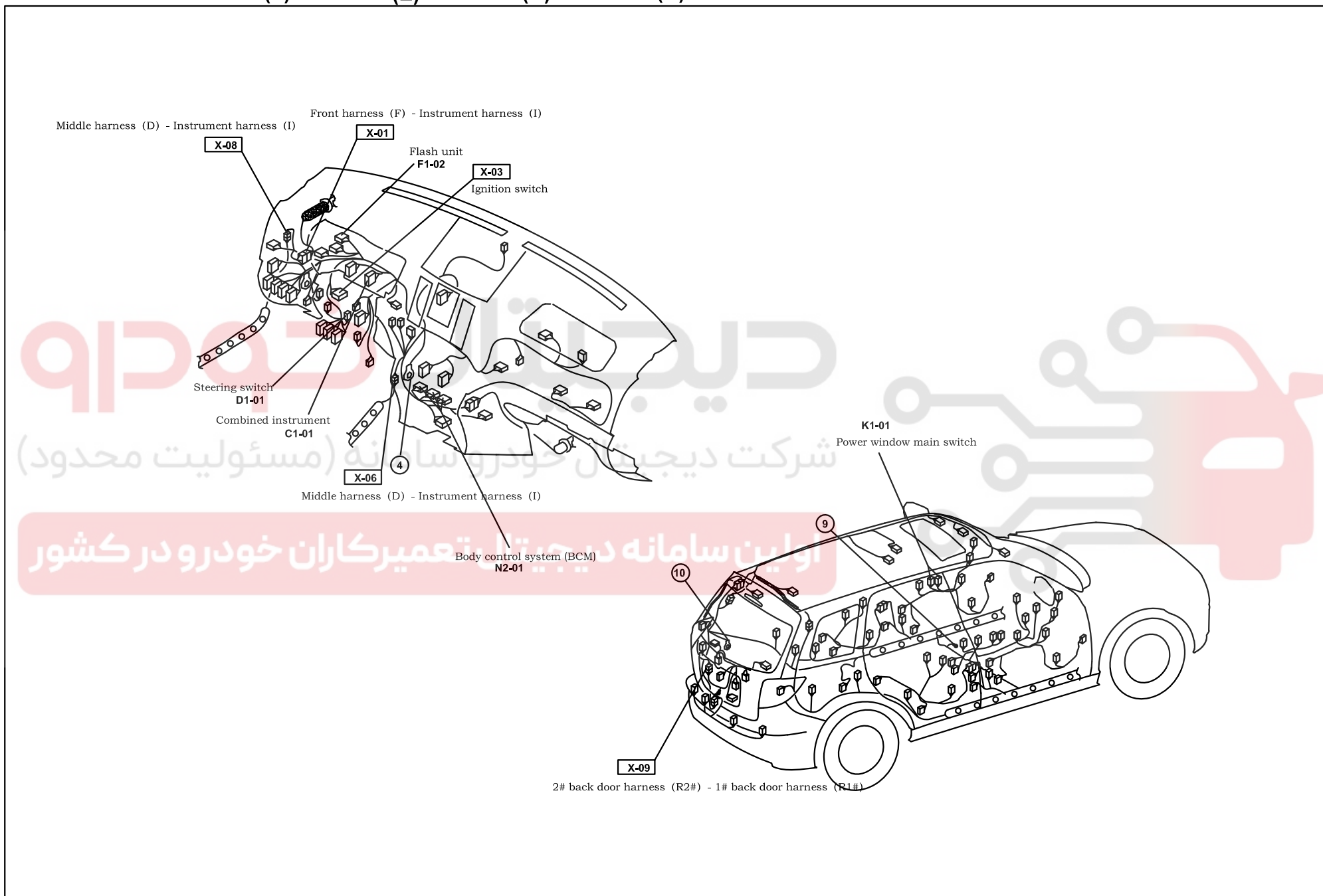


Body control system (BCM)

N-2b

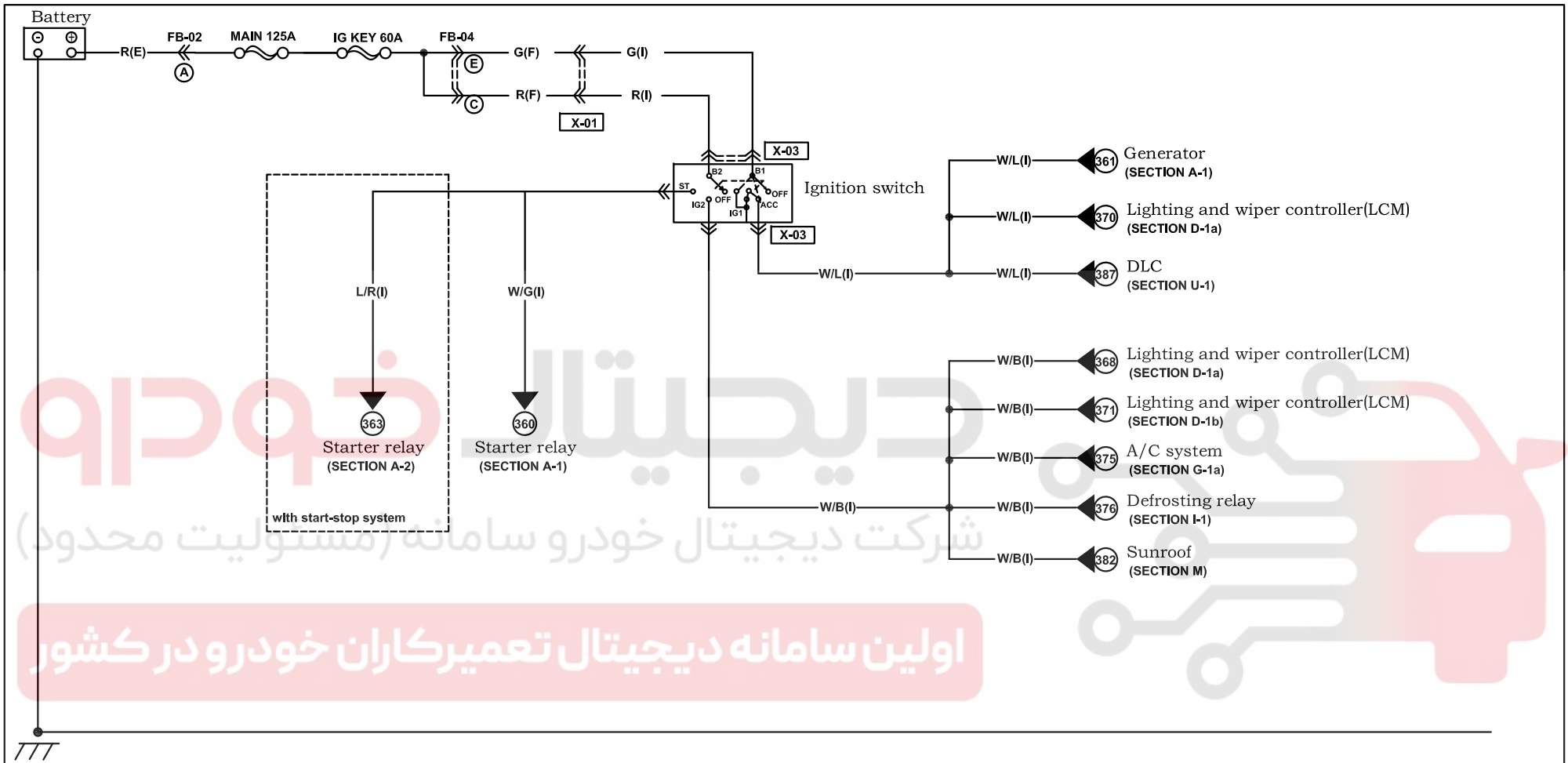


Harness mark:  (F)  (E)  (D)  (R)



Power supply system (without smart key)

Z-1a



| | | |
|--|--|--|
| | | |
| | | |
| | | |

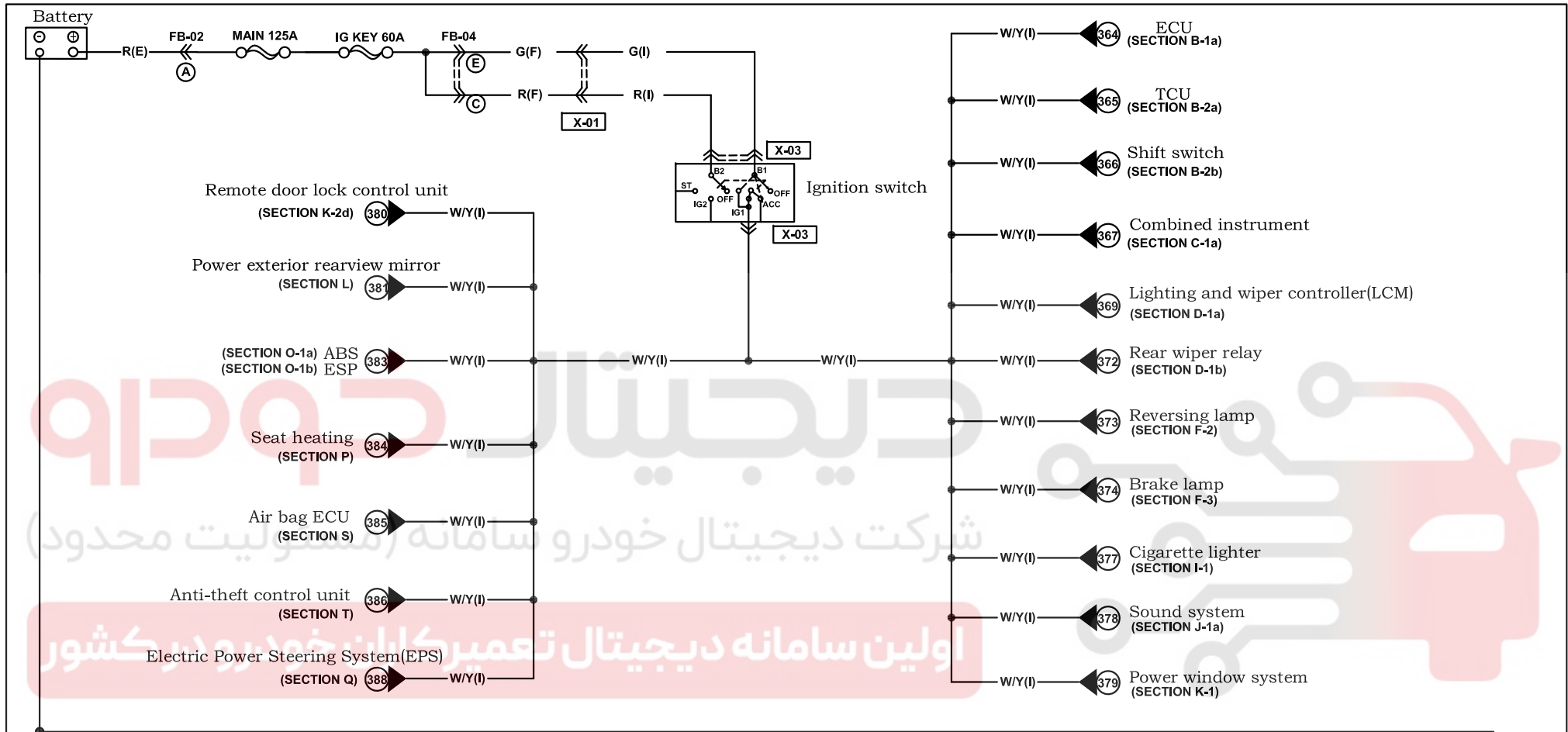
Harness mark:  (F)  (E)  (D)  (R)







اولین سامانه دیجیتال تعمیرکاران خودرو در کشور

Power supply system (without smart key)

Z-1b



| | | |
|--|--|--|
| | | |
| | | |
| | | |

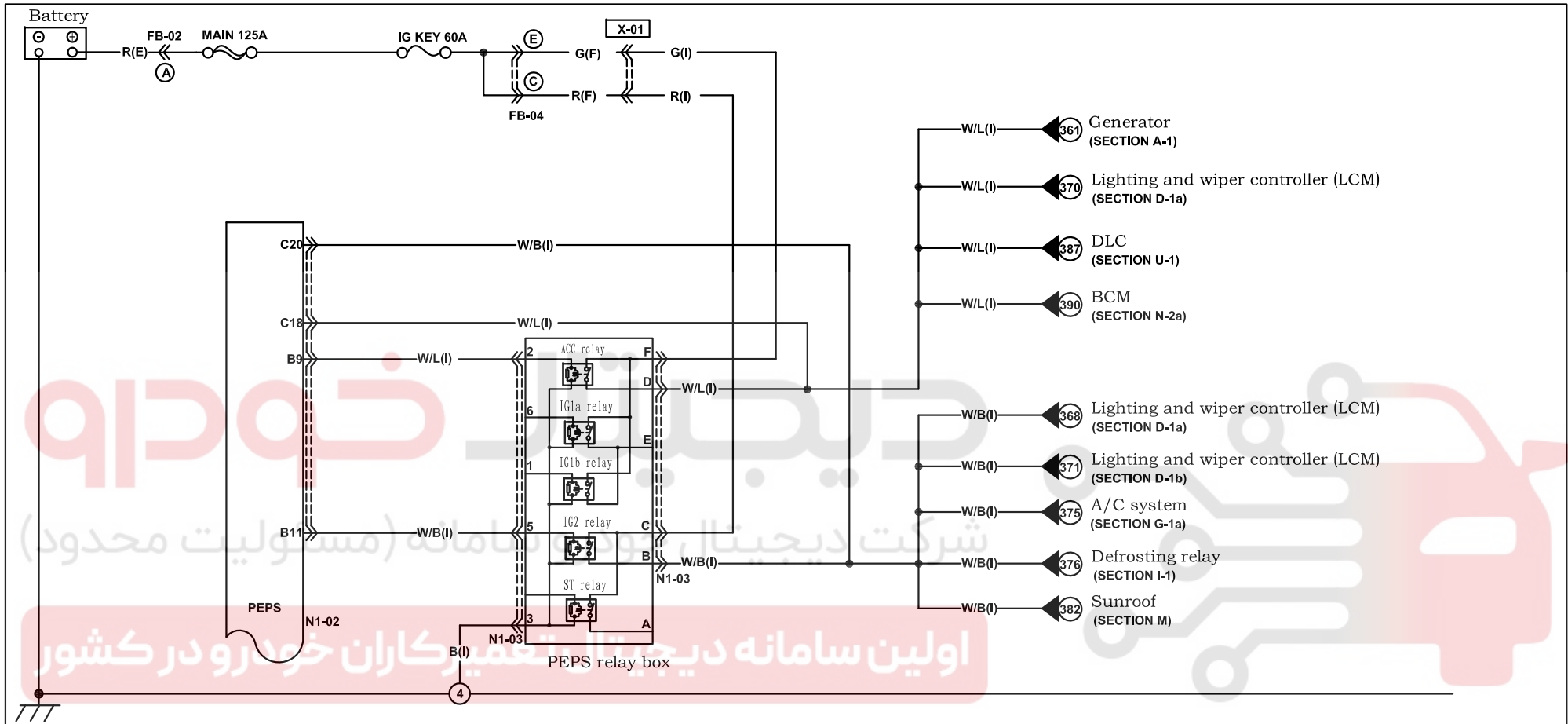
Harness mark:  (F)  (E)  (D)  (R)



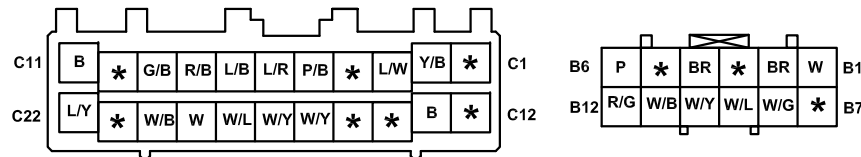
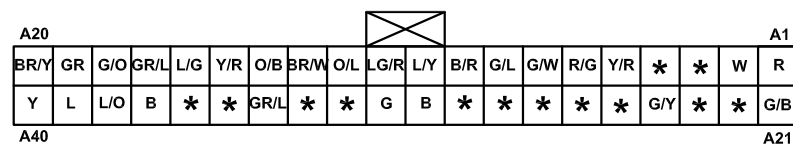
اولین سامانه دیجیتال تعمیرکاران خودرو در کشور

Power supply system (with smart key)

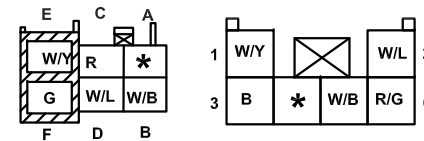
Z-2a



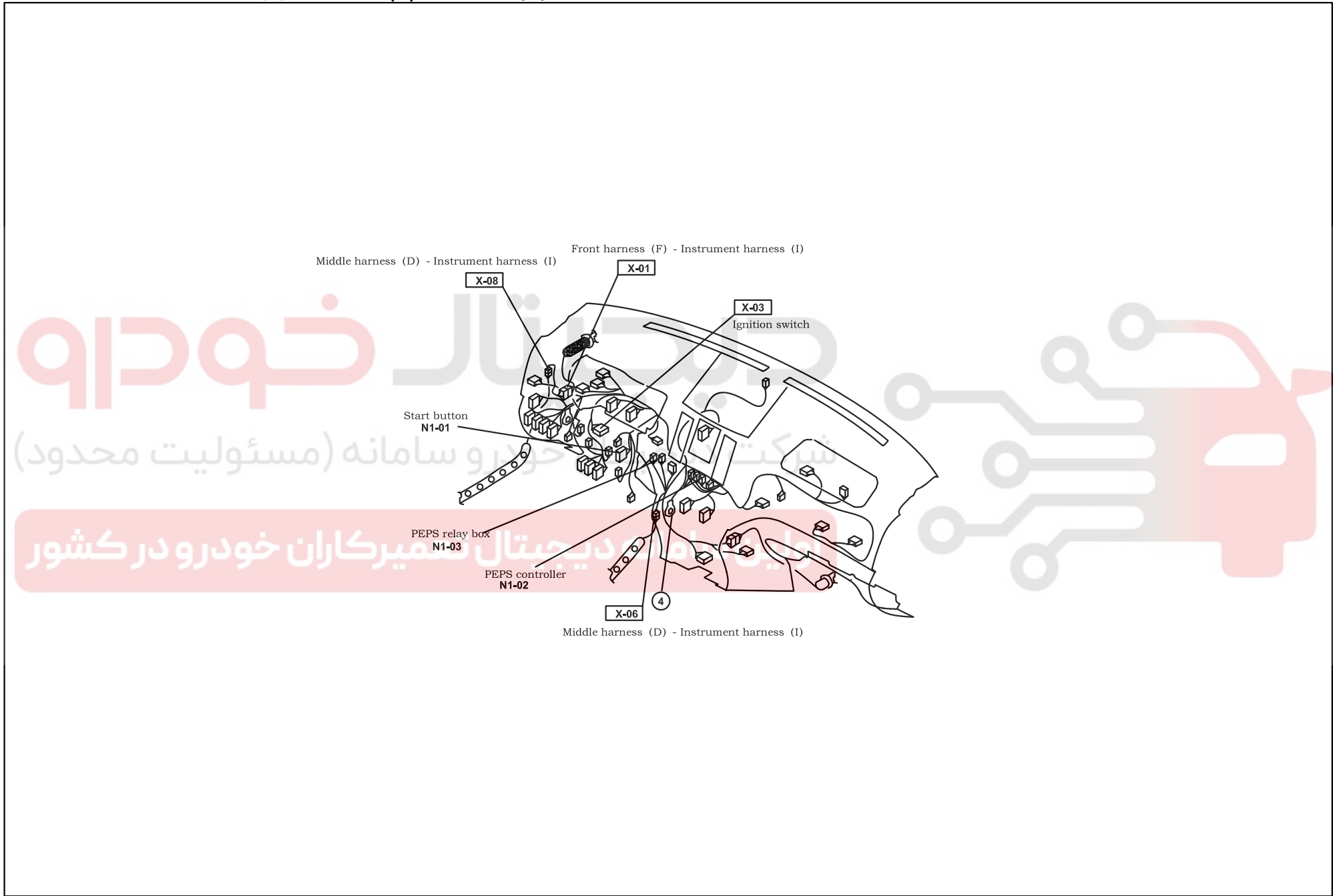
N1-02 PEPS controller (I)



N1-03 PEPS relay box (I)

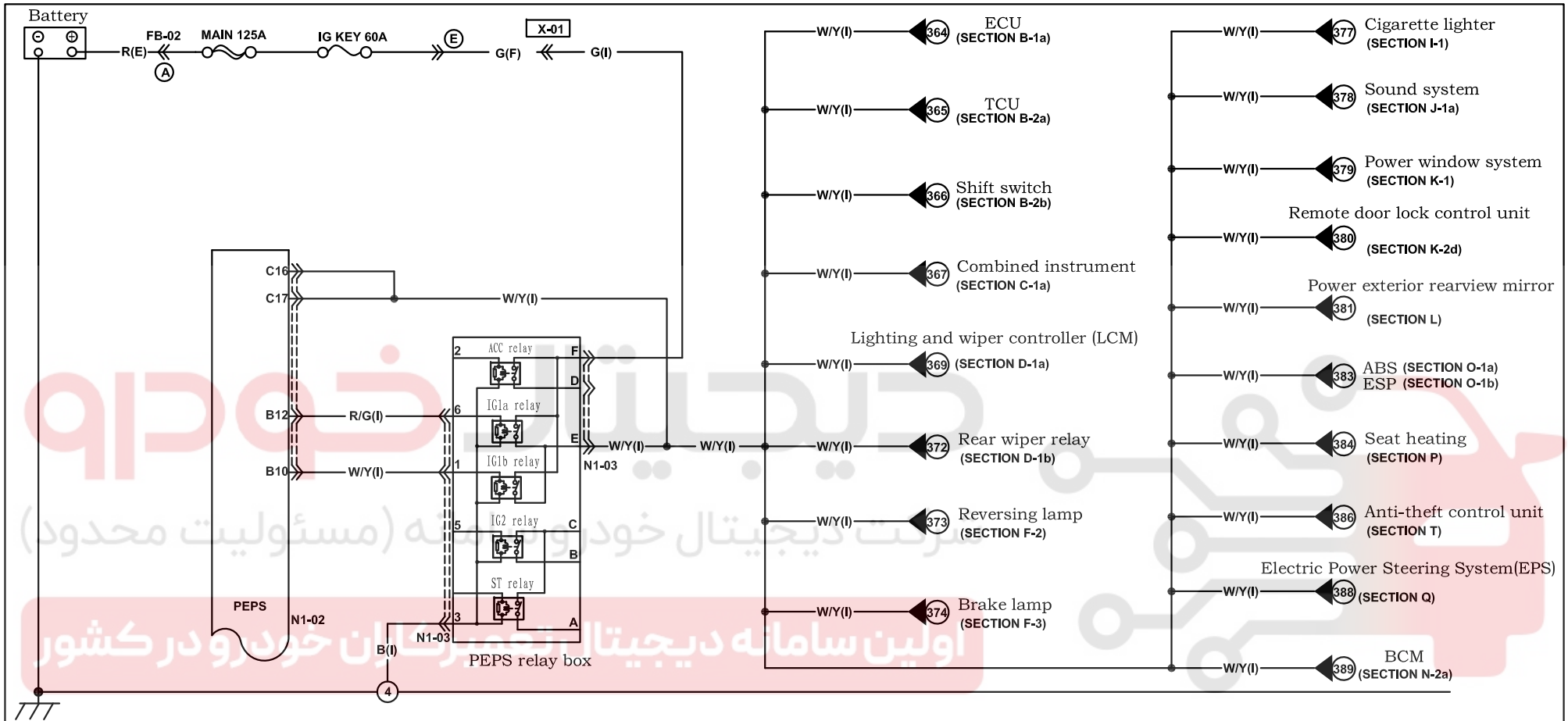


Harness mark:  (F)  (E)  (D)  (R)

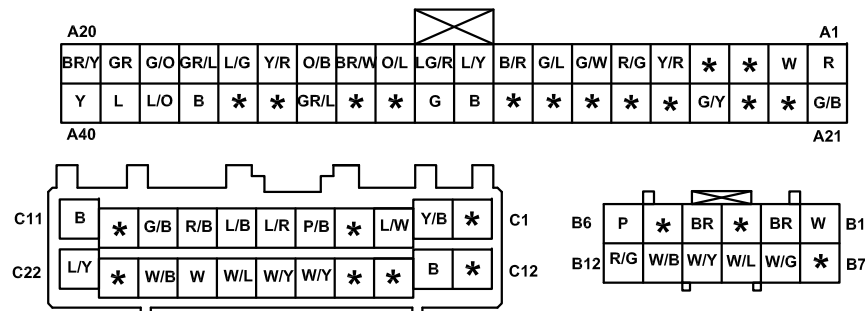


Power supply system (with smart key)

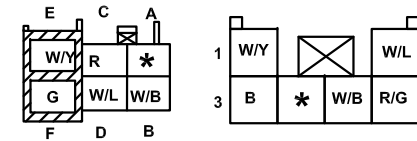
Z-2b



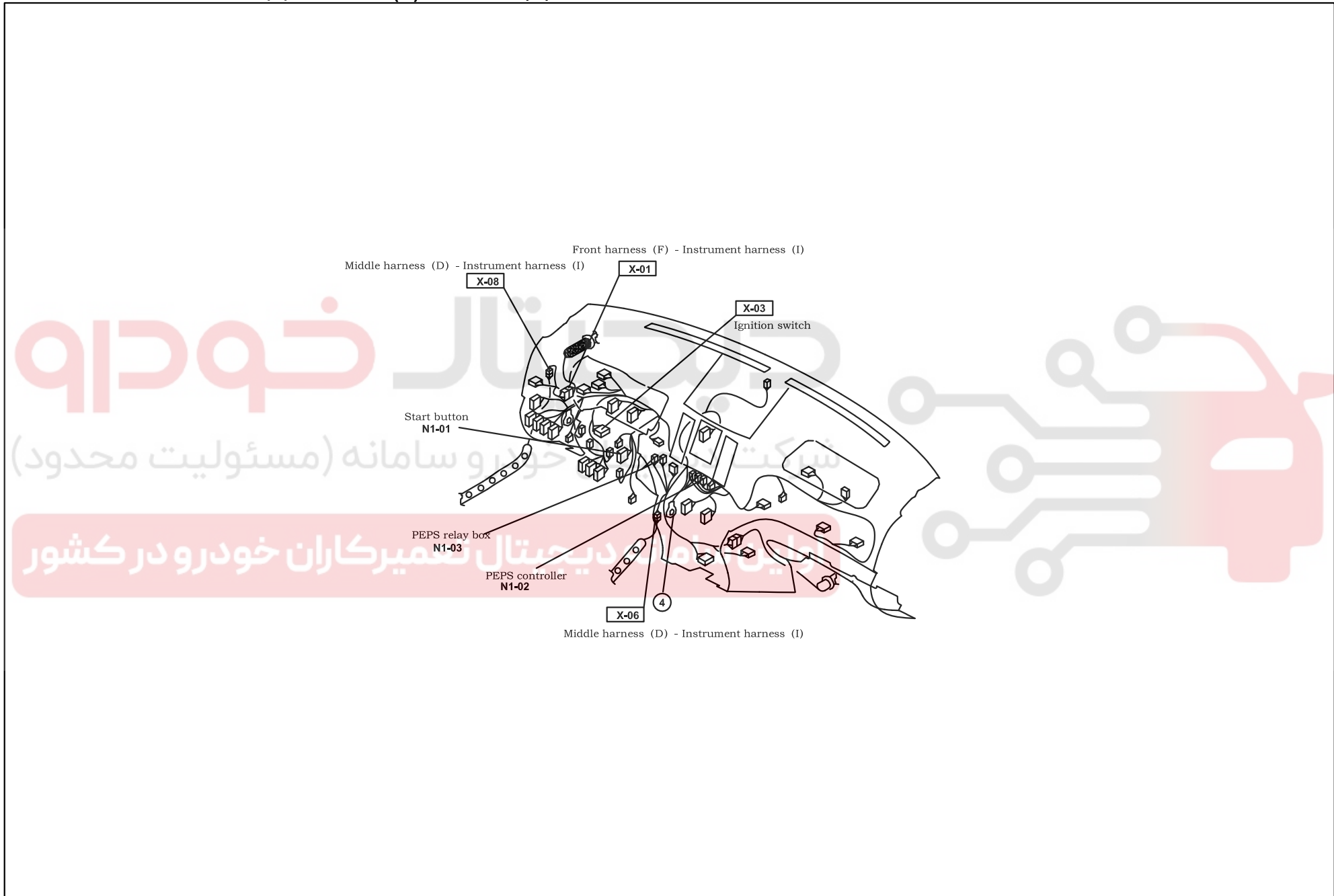
N1-02 PEPS controller (I)



N1-03 PEPS relay box (I)

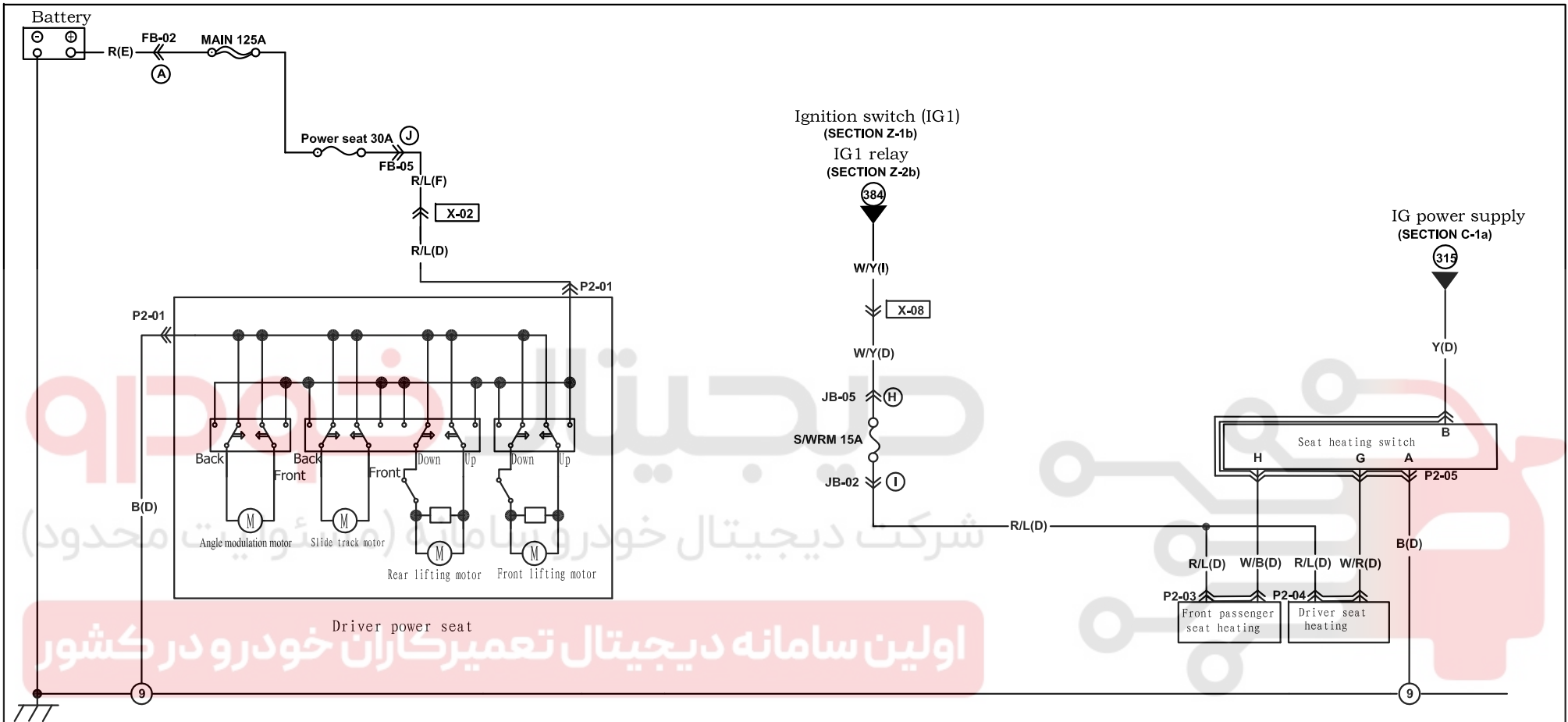



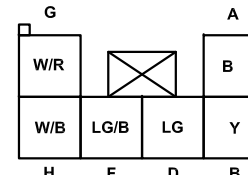


Harness mark:  (F)  (E)  (D)  (R)




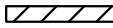


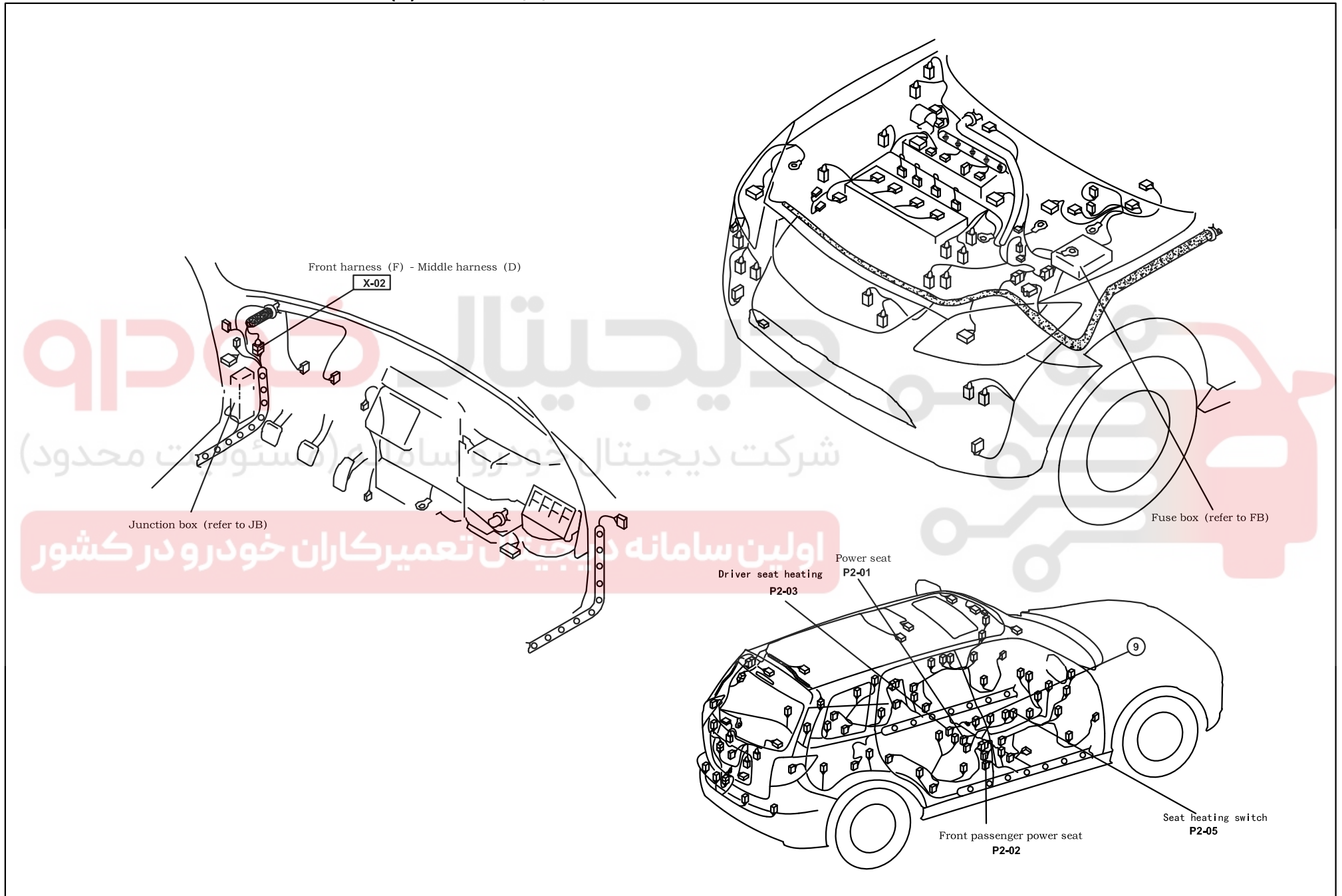
Power seat and seat heating

P



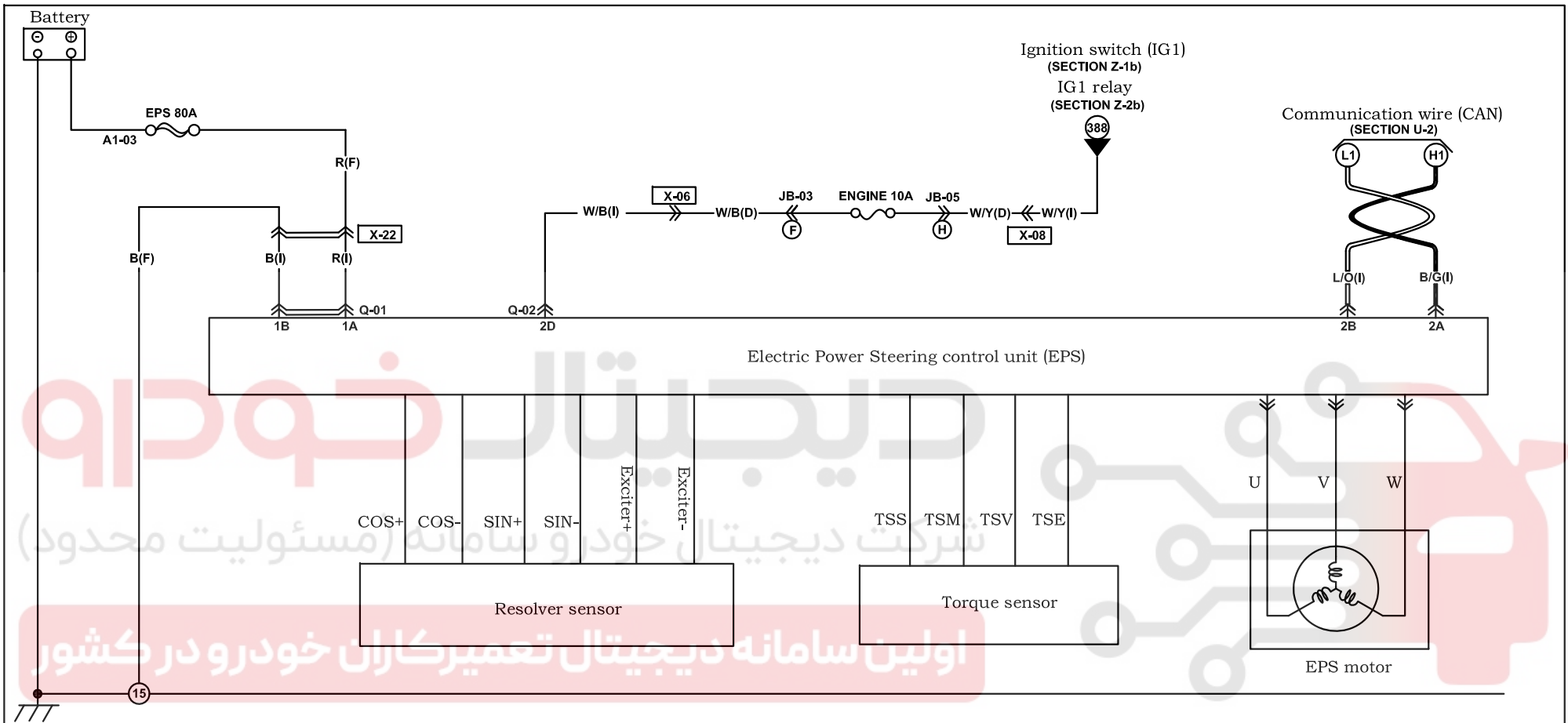
| | | | | | | |
|---|--|---|--|--|--|--|
| <p>P2-01 Driver power seat (D)</p>  | | <p>P2-05 Seat heating switch (D)</p>  | | | | |
| <p>P2-03 Driver seat heating (D)</p>  | <p>P2-04 Front passenger seat heating (D)</p>  | | | | | |
| | | | | | | |

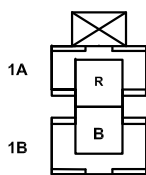
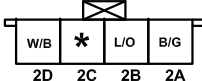
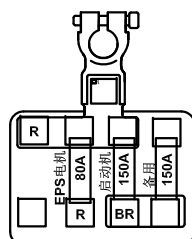
Harness mark:  (F)  (E)  (D)  (R)



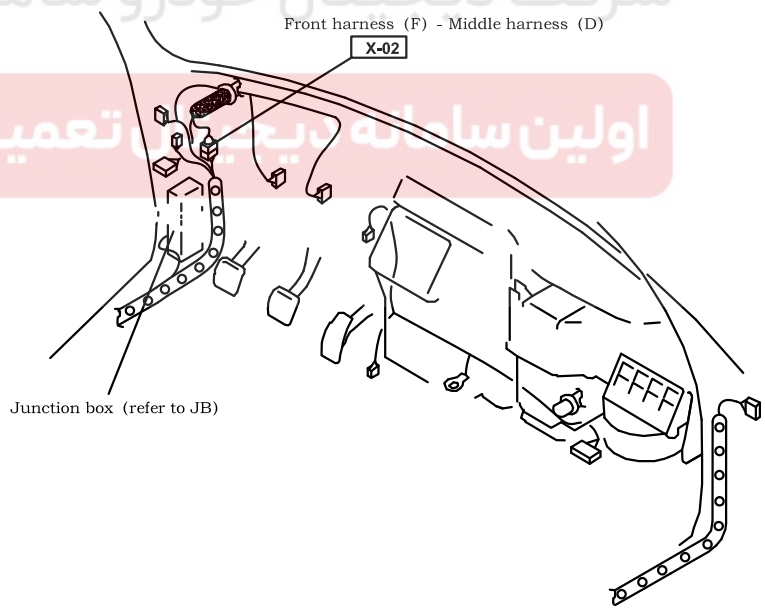
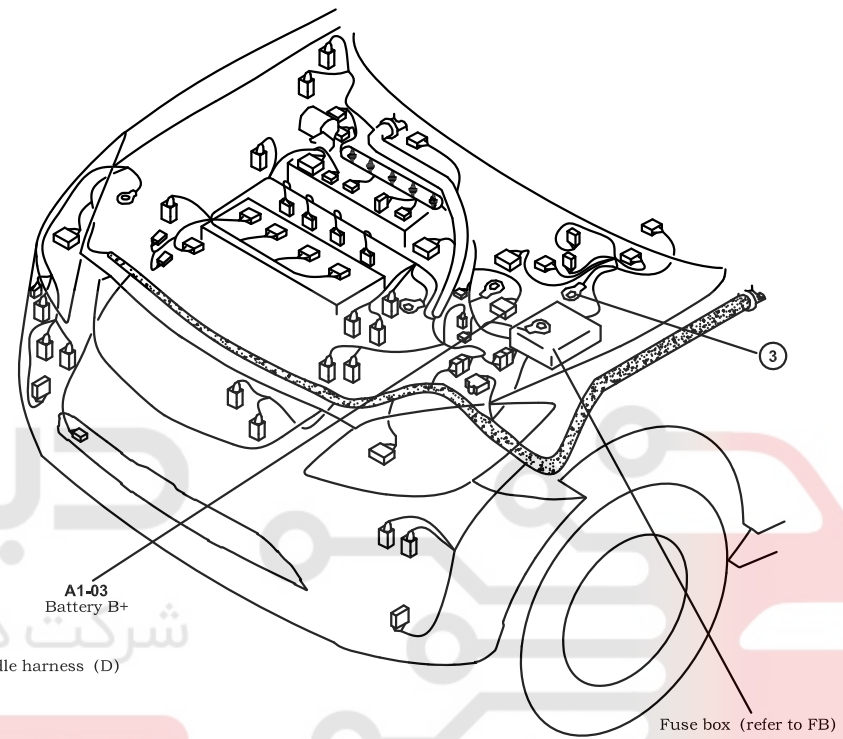
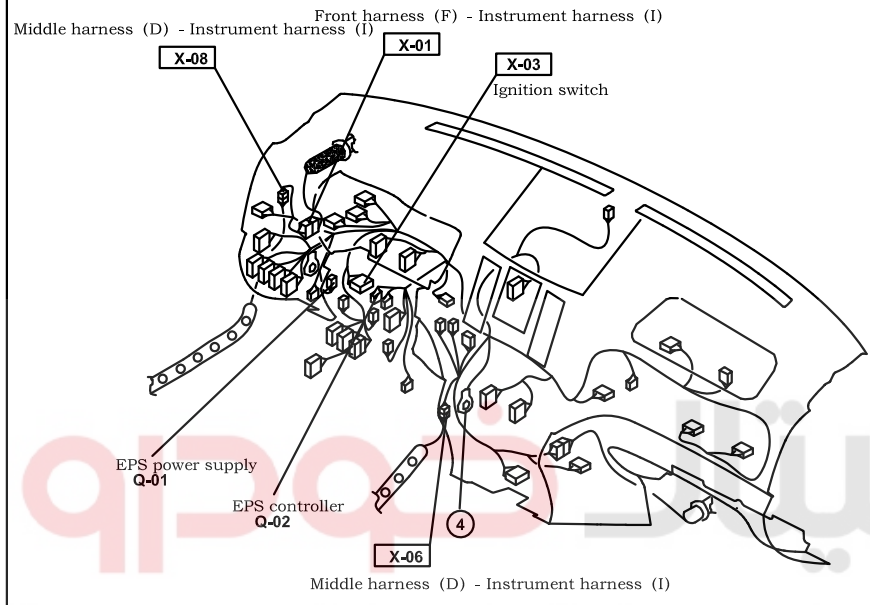
Electric Power Steering System (EPS)

Q



| | | | | | | |
|---|---|--|--|--|--|--|
| <p>Q-01 EPS power supply (I)</p>  | <p>Q-02 EPS controller (I)</p>  | <p>A1-03 Battery B+ (E)</p>  | | | | |
|---|---|--|--|--|--|--|

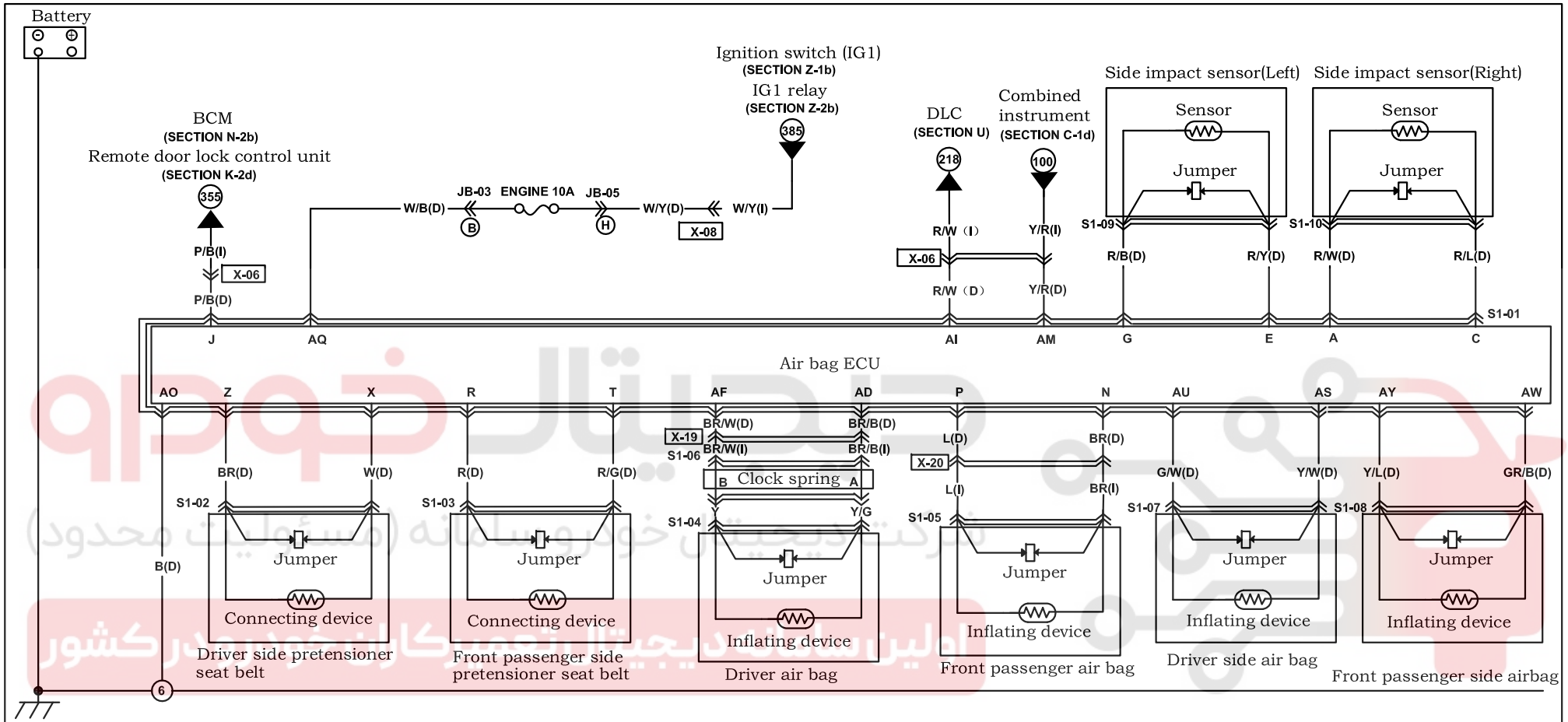
Harness mark:  (F)  (E)  (D)  (R)






ایجاد دیجیتال خودرو سامانه (مسئولیت محدود)
 اولین سامانه دیجیتال تعمیرکاران خودرو در کشور

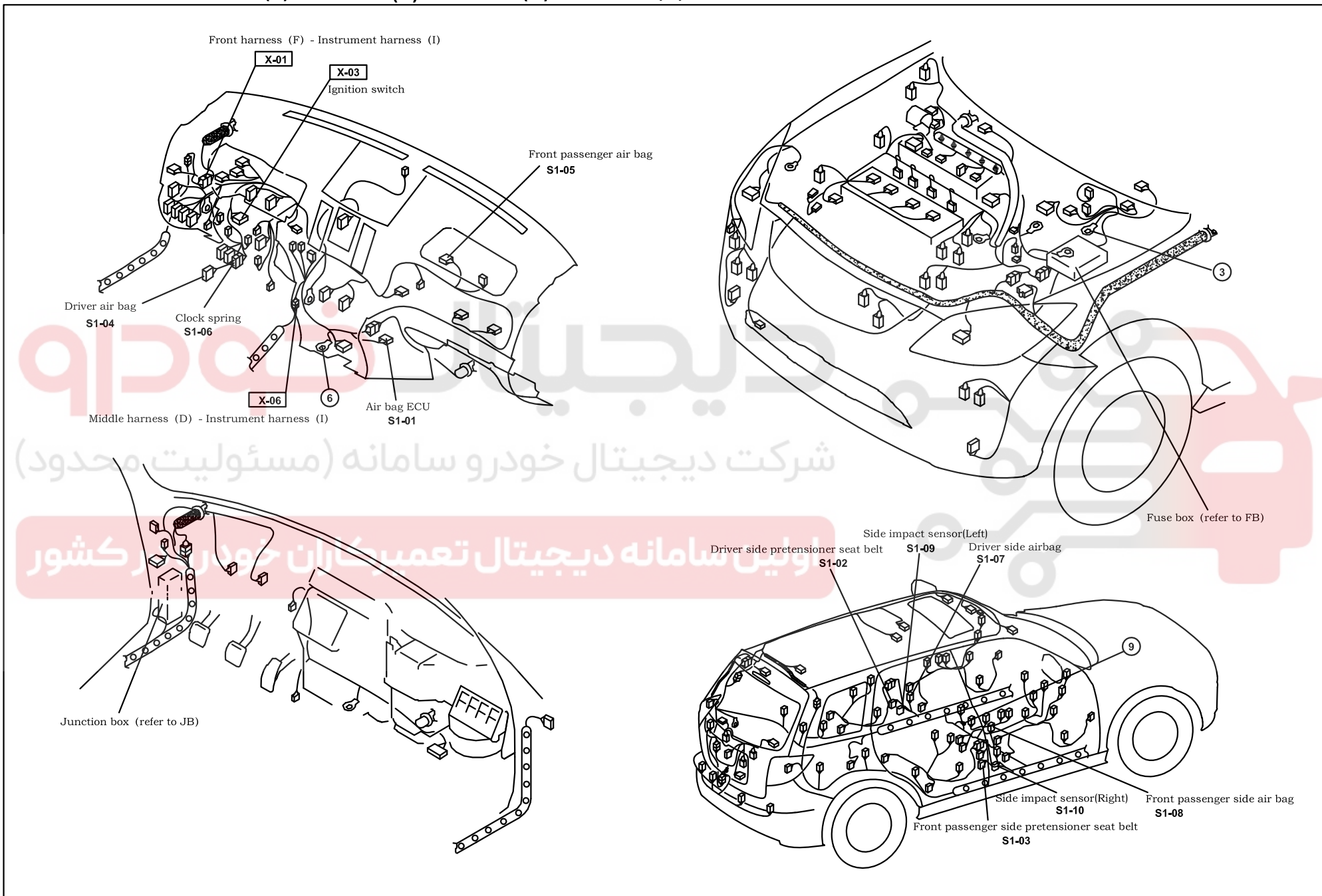
Air bag/seat belt pretensioner system

S



| | | | | | | | | | | | | | | | | | | | | | | | | | | | |
|--|--------|-------|-------|-----|---|-----|---|-----|------|------|---|----|---|---|-----|--|-------|-------|-------|-----------------------------------|---|---|---|------------------------------------|--|--|--|
| S1-01 Air bag ECU (D) | | | | | | | | | | | | | | | | () With side air bag | | | | | | | | | | | |
| AV | | | | | | | | | | | | | | | | A | | | | | | | | | | | |
| * | * | * | * | * | * | * | * | * | * | * | * | * | * | * | * | {R/B} | {R/Y} | {R/L} | {R/W} | | | | | | | | |
| {Y/L} | {GR/B} | {G/W} | {Y/W} | W/B | B | Y/R | * | R/W | BR/W | BR/B | * | BR | W | * | R/G | R | L | BR | * | P/B | * | * | * | * | | | |
| AY | | | | | | | | | | | | | | | | B | | | | | | | | | | | |
| S1-02 Driver side pretensioner seat belt (D) | | | | | | | | | | | | | | | | S1-03 Front passenger pretensioner seat belt (D) | | | | S1-04 Driver air bag (I) | | | | S1-05 Front passenger air bag (I) | | | |
| S1-07 Driver side air bag (D) | | | | | | | | | | | | | | | | S1-08 Front passenger side air bag (D) | | | | S1-09 Side impact sensor(Left)(D) | | | | S1-10 Side impact sensor(Right)(D) | | | |
| S1-06 Clock spring (I) | | | | | | | | | | | | | | | | A | | | | D | | | | | | | |

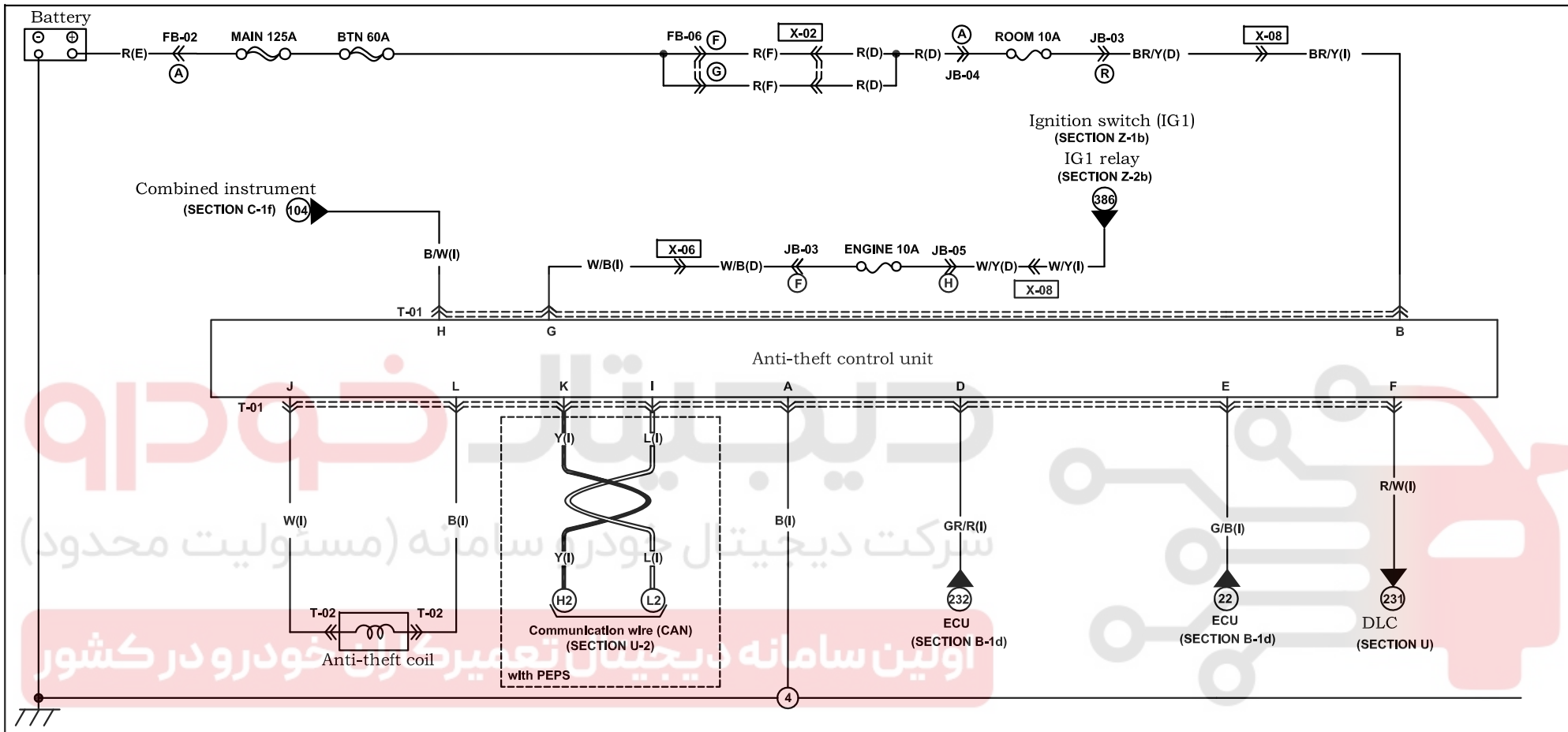
Harness mark:  (F)  (E)  (D)  (R)



شرکت دیجیتال خودرو سامانه (مسئولیت محدود)
اولین سامانه دیجیتال تعمیرکاران خودرو در کشور

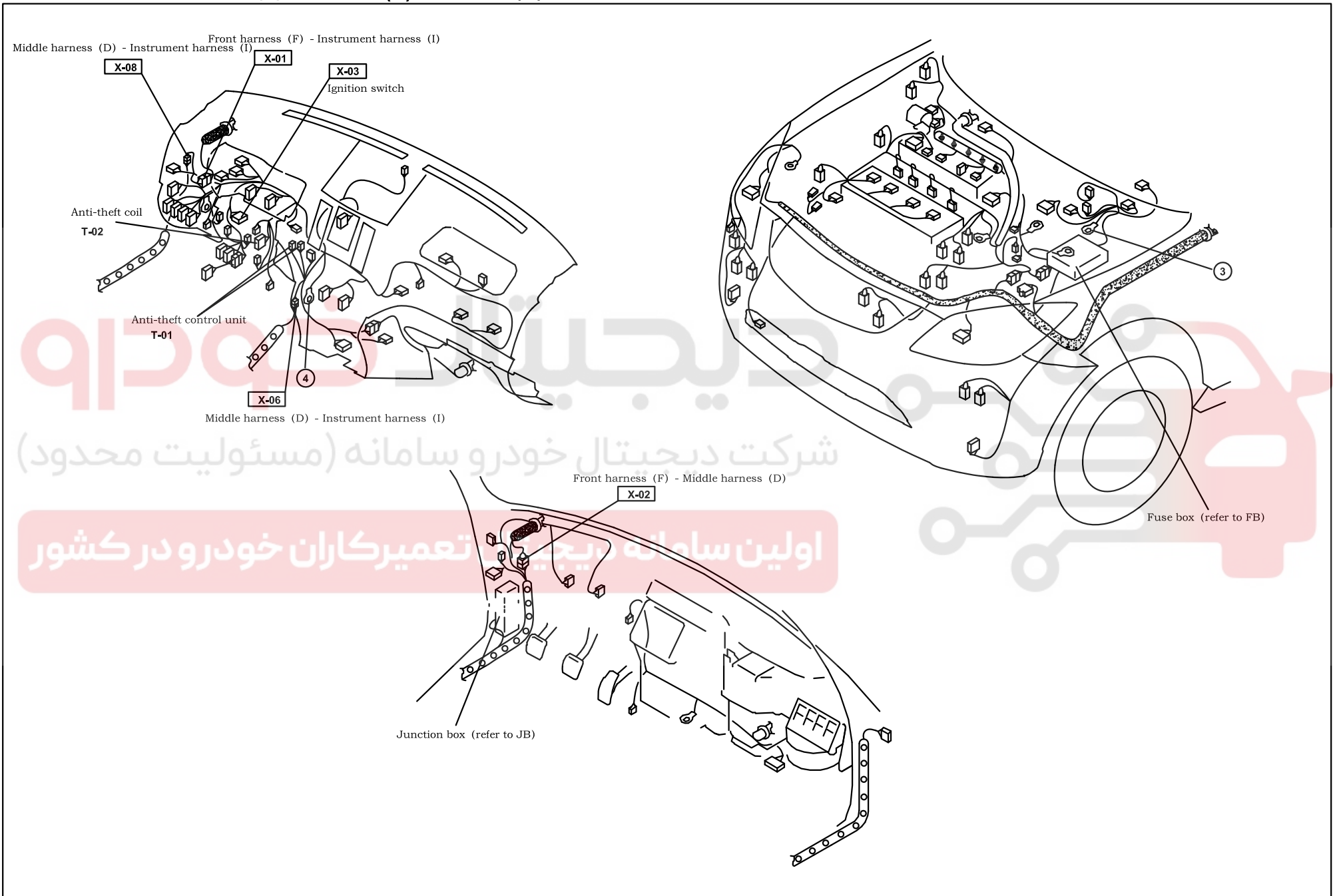
Anti-theft system

T



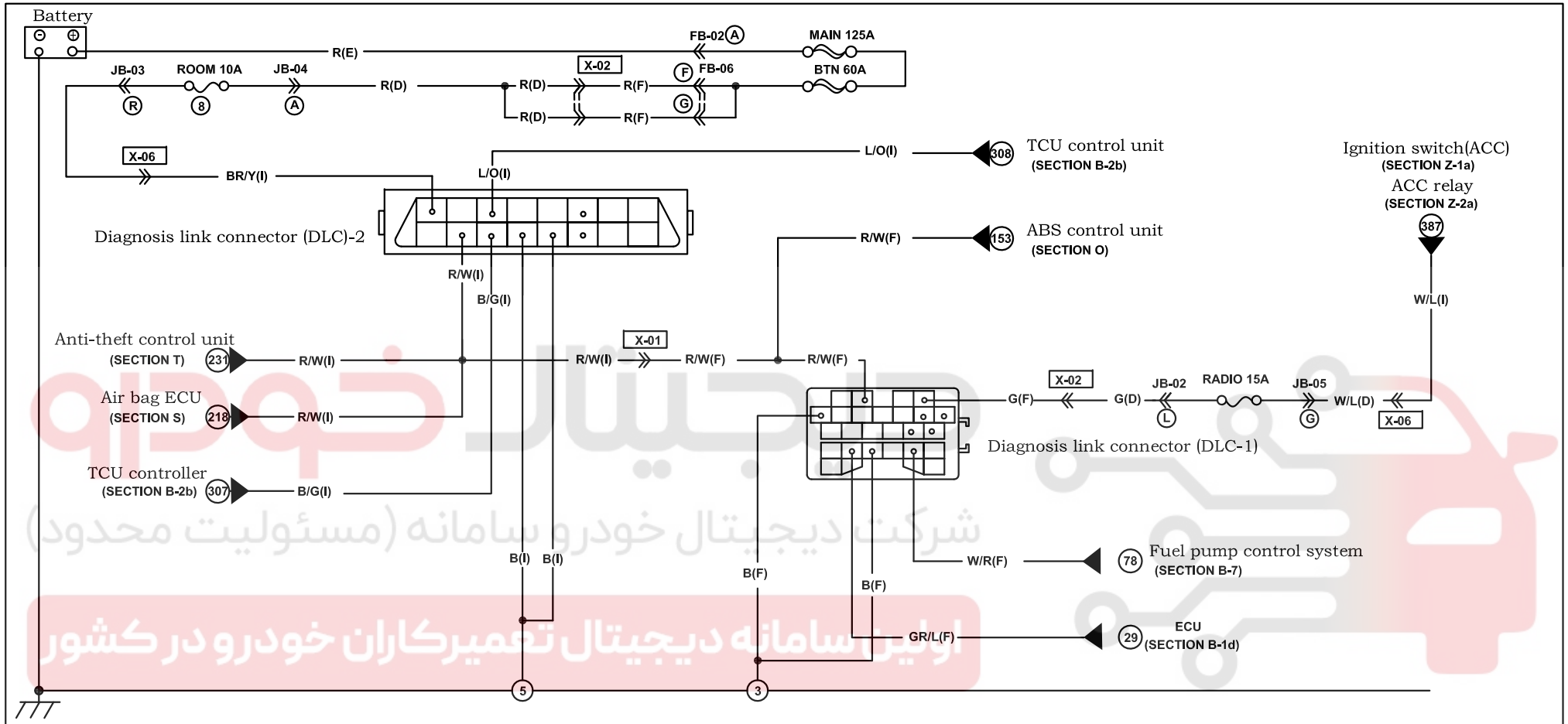
| | | | | | | |
|--|--|--|--|--|--|--|
| <p>T-01 Anti-theft control unit (I)</p> | <p>T-02 Anti-theft coil (I)</p> | | | | | |
|--|--|--|--|--|--|--|

Harness mark:  (F)  (E)  (D)  (R)

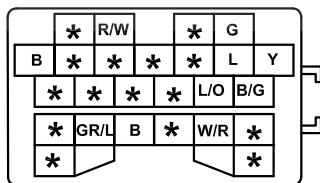


Diagnosis link connector (DLC)

U-1

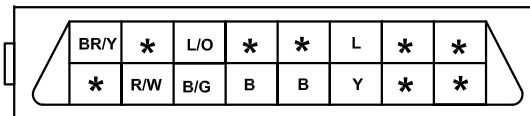


U-01 Diagnosis link connector (DLC)(EM)



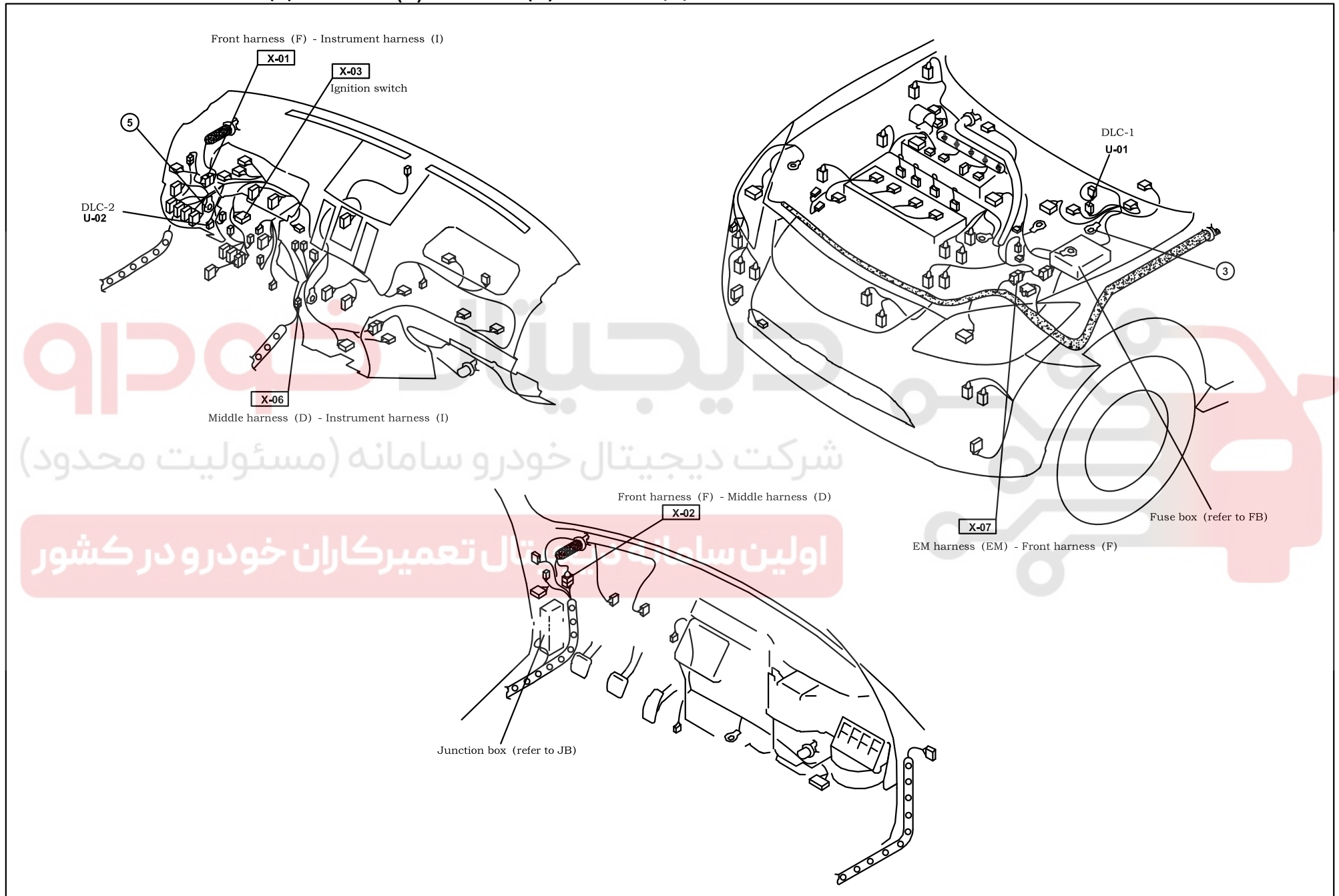
Note: view from the harness terminal

U-02 Diagnosis link connector (DLC)-2(I)



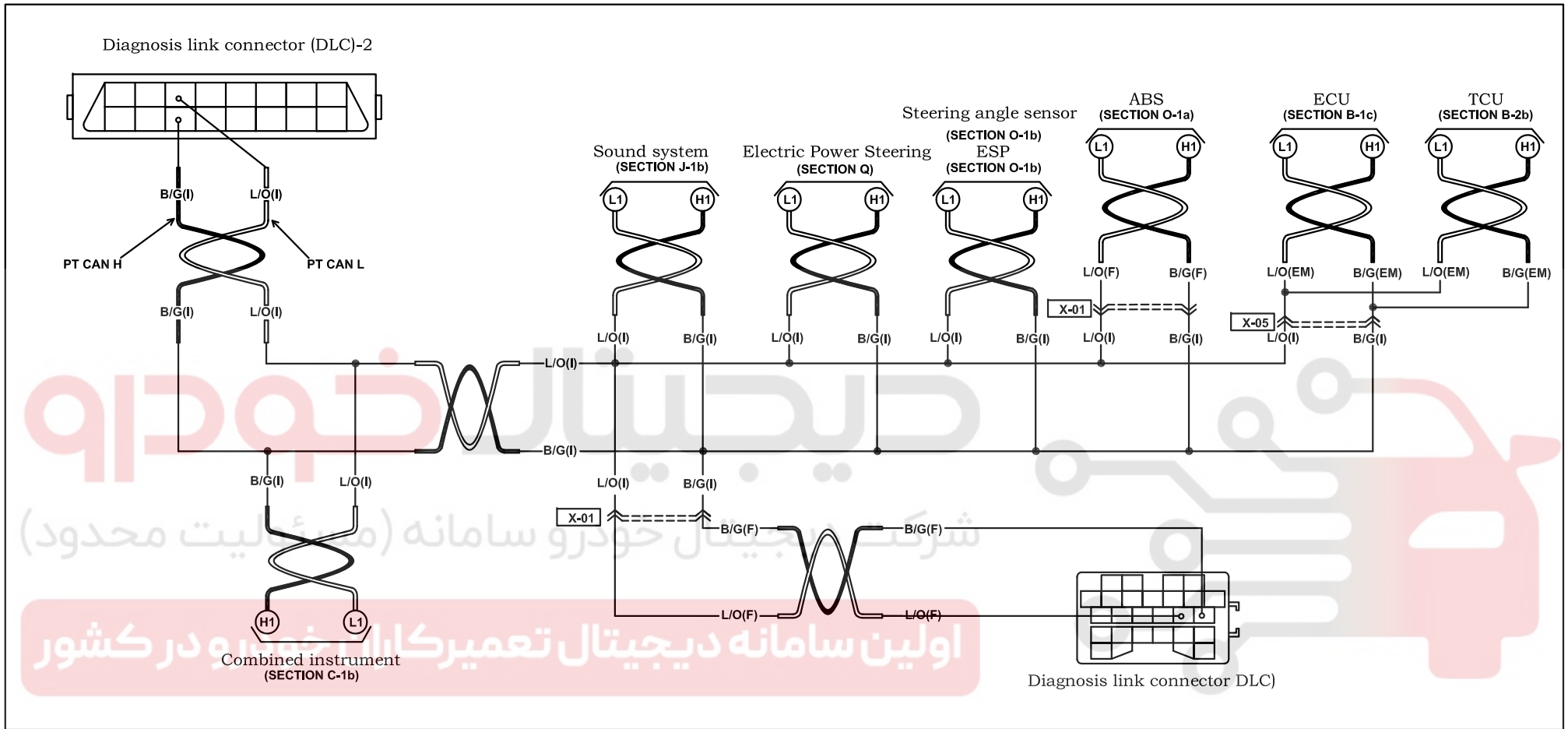
Note: view from the harness terminal

Harness mark:  (F)  (E)  (D)  (R)

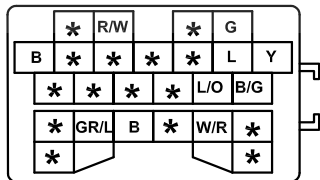


Communication wire (CAN)

U-2a

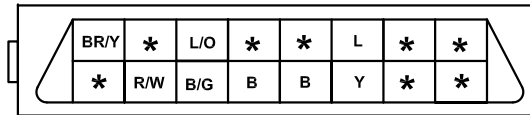


U-01 Diagnosis link connector (DLC)(EM)


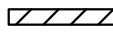


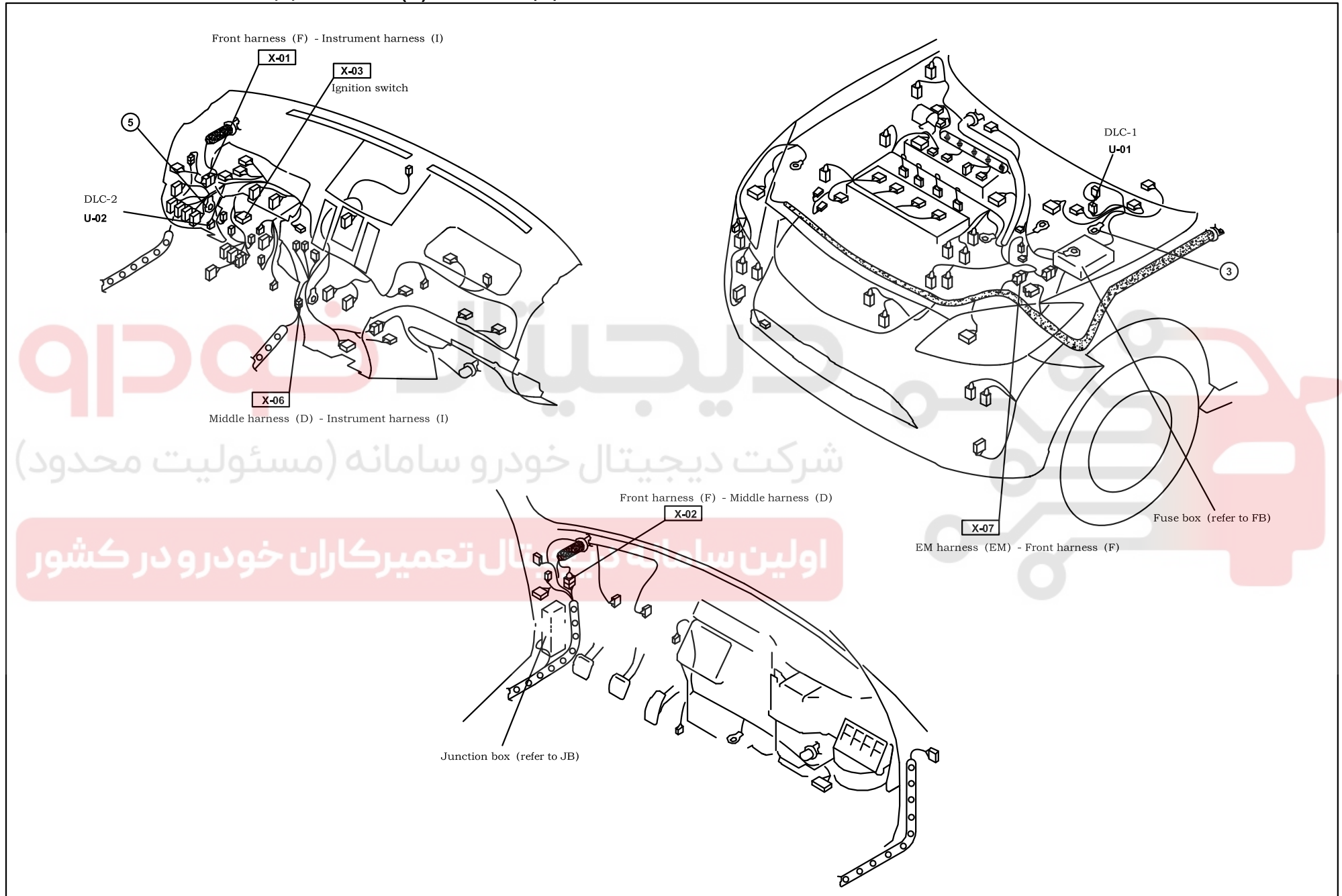
Note: view from the harness terminal

U-02 Diagnosis link connector (DLC)-2(I)



Note: view from the harness terminal

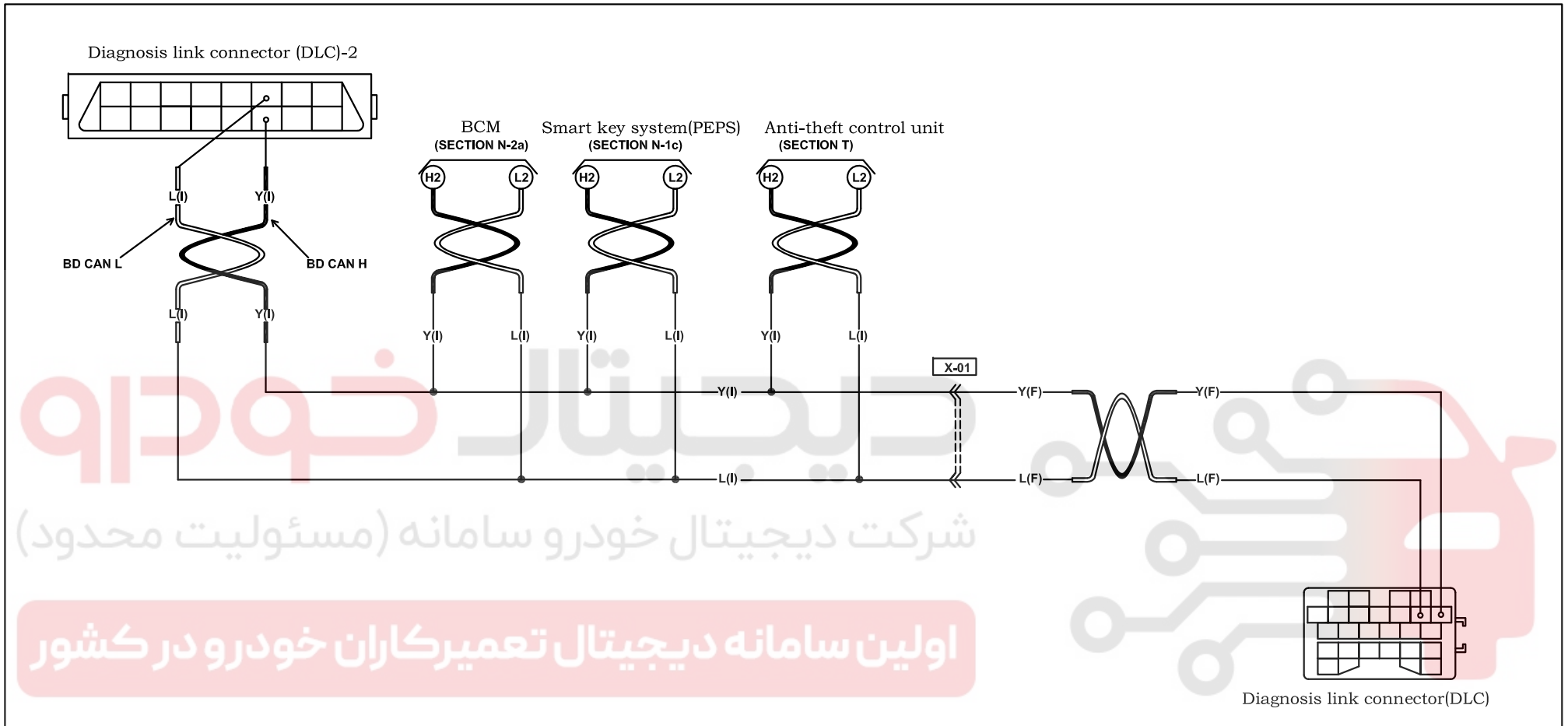
Harness mark:  (F)  (E)  (D)  (R)



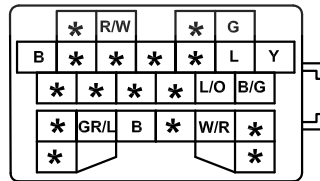
شرکت دیجیتال خودرو سامانه (مسئولیت محدود)
اولین سامانه دیجیتال تعمیرکاران خودرو در کشور

Communication wire (CAN)

U-2b

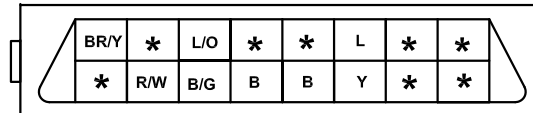


U-01 Diagnosis link connector (DLC)(EM)






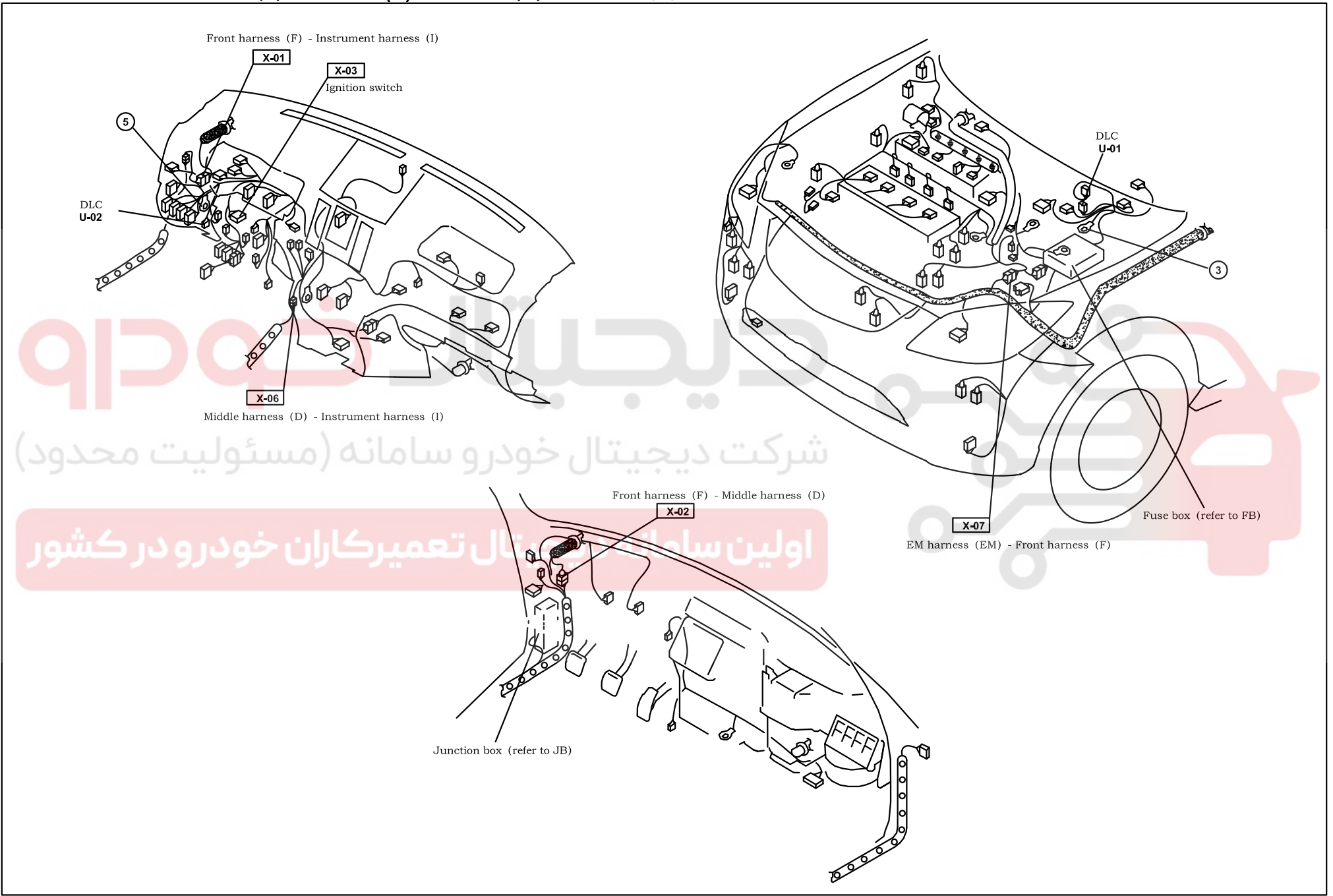
Note: view from the harness terminal

U-02 Diagnosis link connector (DLC)-2(I)



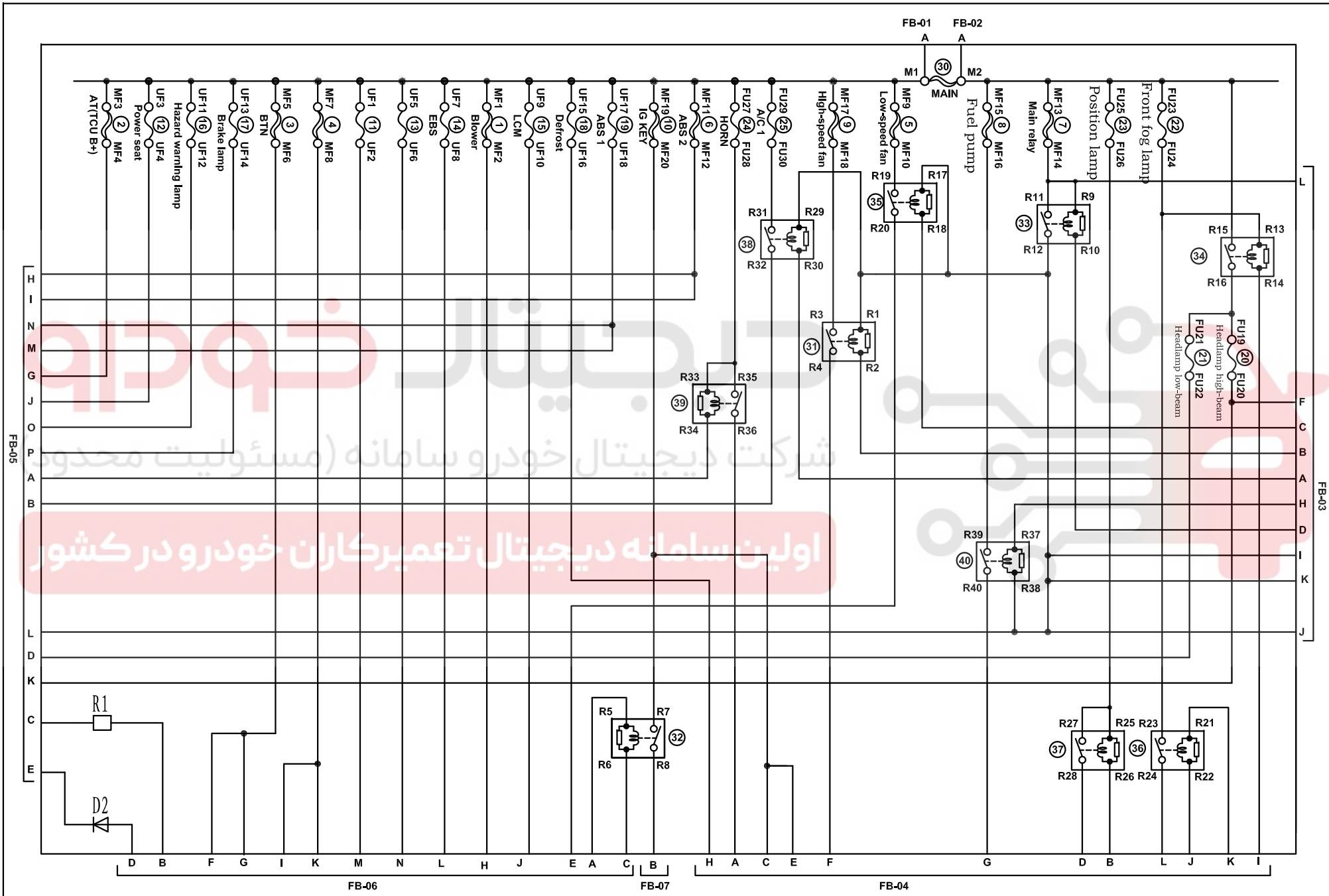
Note: view from the harness terminal

Harness mark:  (F)  (E)  (D)  (R)

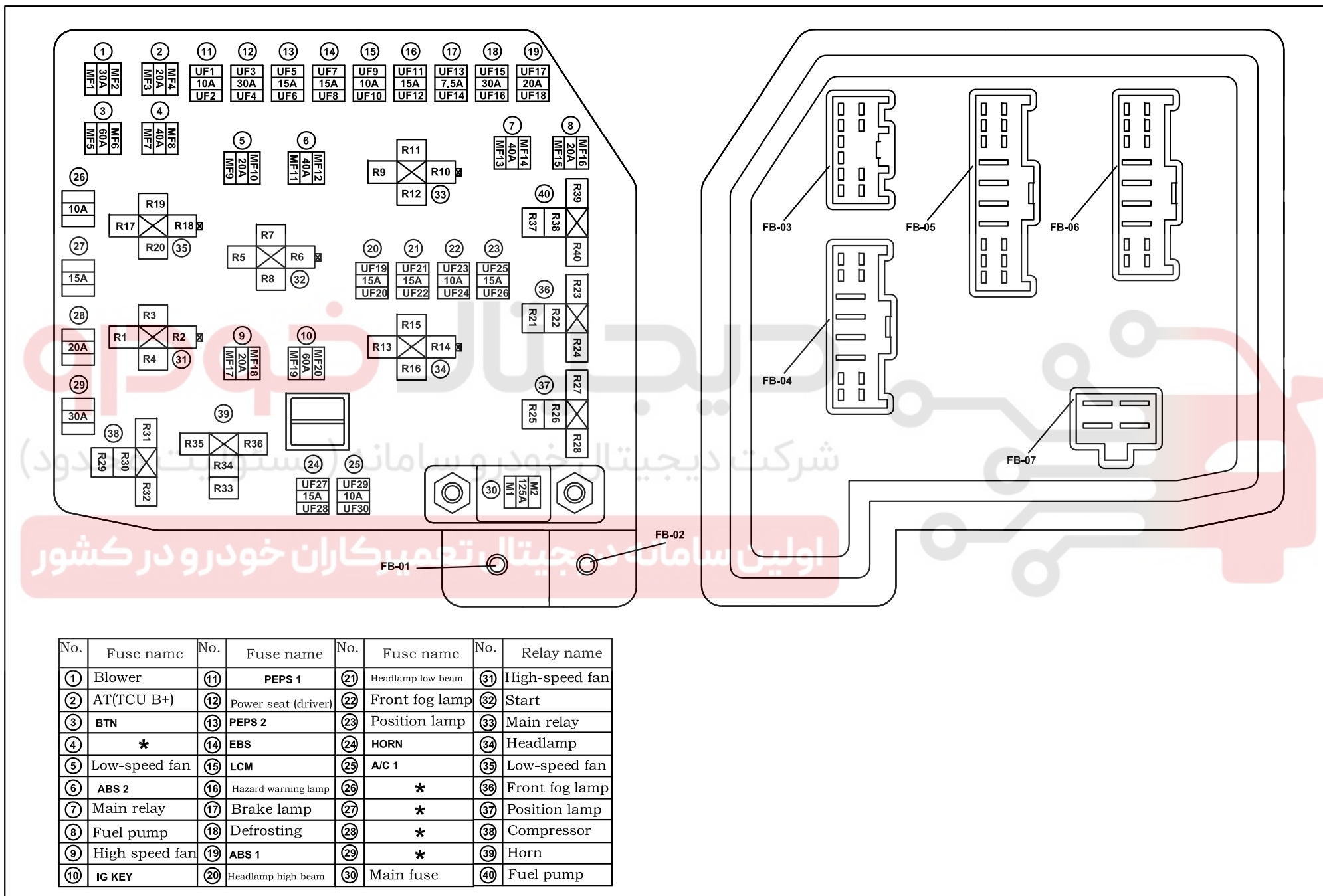


Fuse box wiring diagram

FB



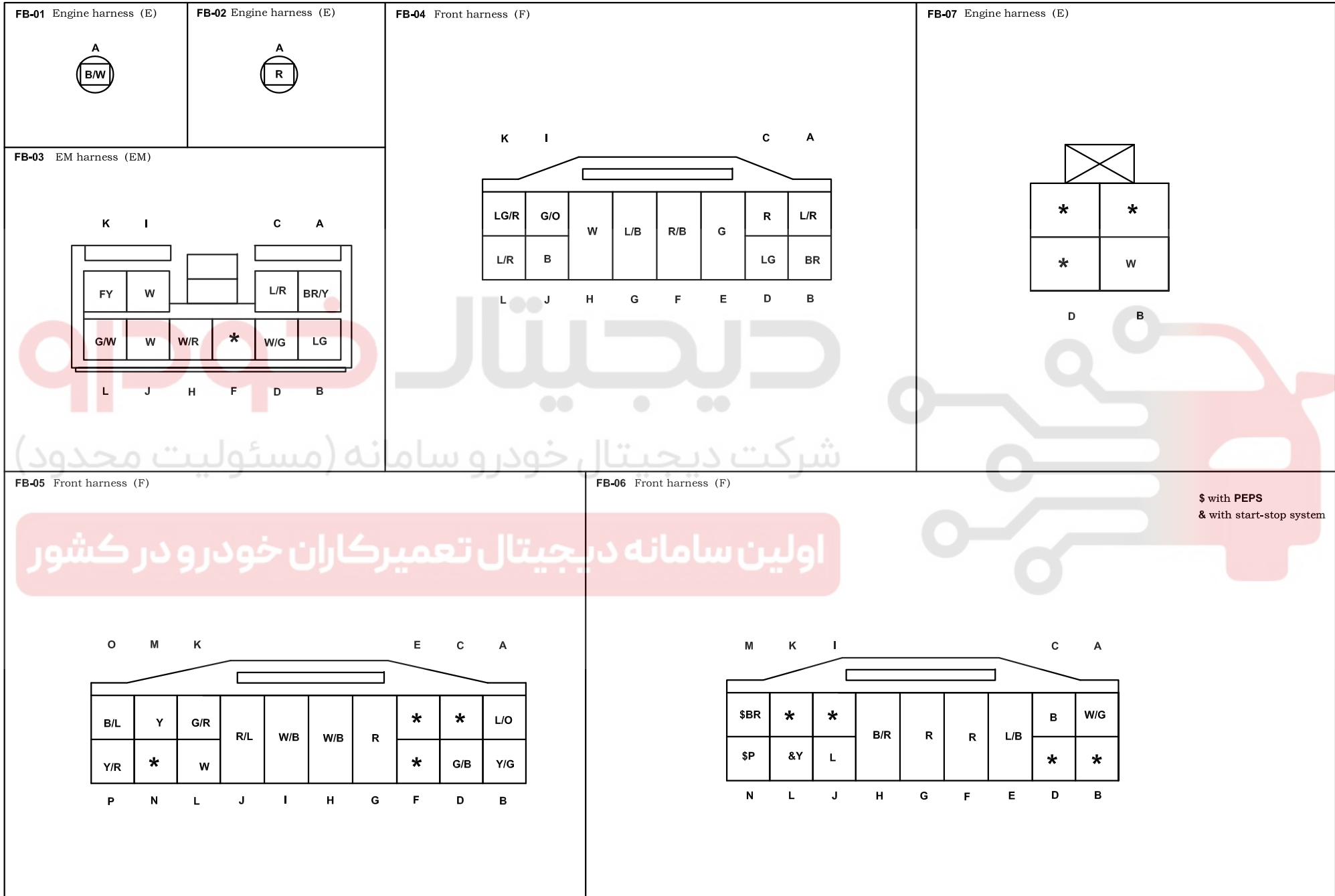
Fuse box



| No. | Fuse name | No. | Fuse name | No. | Fuse name | No. | Relay name |
|-----|----------------|-----|---------------------|-----|--------------------|-----|----------------|
| ① | Blower | ⑪ | PEPS 1 | ⑳ | Headlamp low-beam | ⑳ | High-speed fan |
| ② | AT(TCU B+) | ⑫ | Power seat (driver) | ㉑ | Headlamp high-beam | ㉑ | Start |
| ③ | BTN | ⑬ | PEPS 2 | ㉒ | Front fog lamp | ㉒ | Main relay |
| ④ | * | ⑭ | EBS | ㉓ | Position lamp | ㉓ | Headlamp |
| ⑤ | Low-speed fan | ⑮ | LCM | ㉔ | HORN | ㉔ | Low-speed fan |
| ⑥ | ABS 2 | ⑯ | Hazard warning lamp | ㉕ | A/C 1 | ㉕ | Front fog lamp |
| ⑦ | Main relay | ⑰ | Brake lamp | ㉖ | * | ㉖ | Position lamp |
| ⑧ | Fuel pump | ⑱ | Defrosting | ㉗ | * | ㉗ | Compressor |
| ⑨ | High speed fan | ㉑ | ABS 1 | ㉘ | * | ㉘ | Horn |
| ⑩ | IG KEY | ㉒ | Headlamp high-beam | ㉙ | Main fuse | ㉙ | Fuel pump |

Fuse box

FB



دیجیتال خودرو

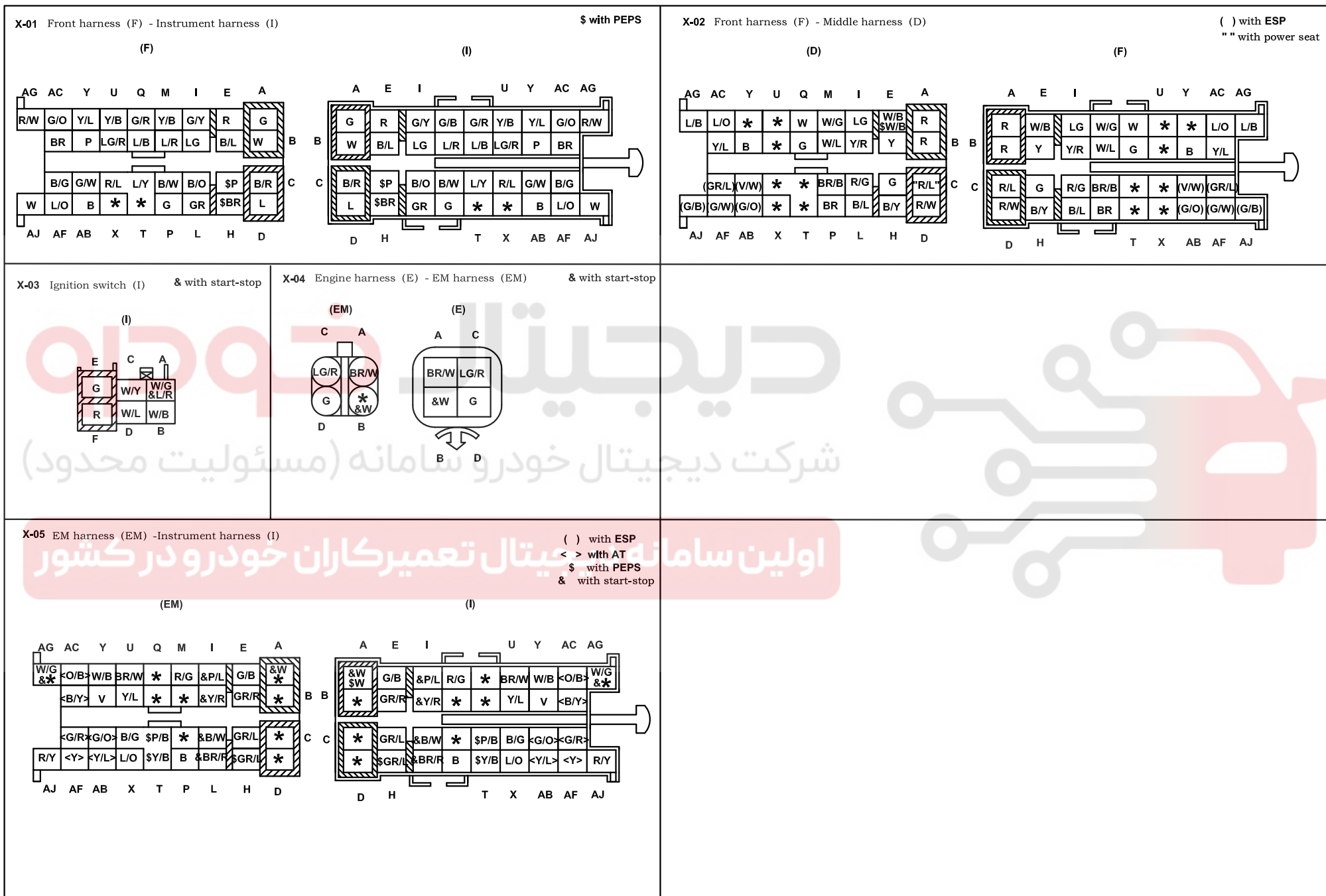
شرکت دیجیتال خودرو سامانه (مسئولیت محدود)

اولین سامانه دیجیتال تعمیرکاران خودرو در کشور



Common connector list

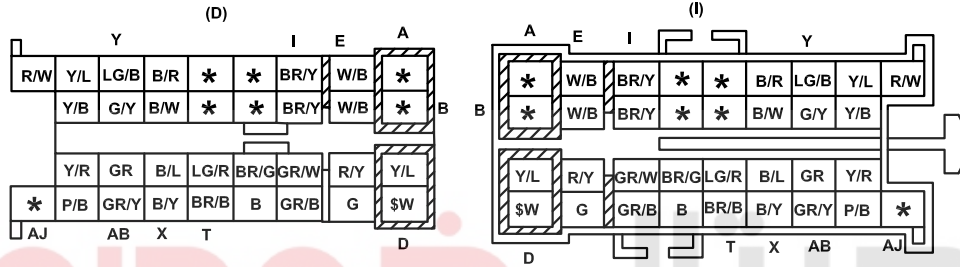
X-1



Common connector list

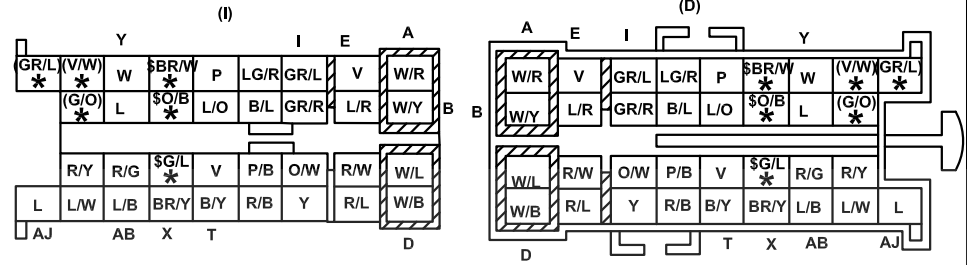
X-06 Instrument harness (I) -Middle harness (D)

\$ with PEPS



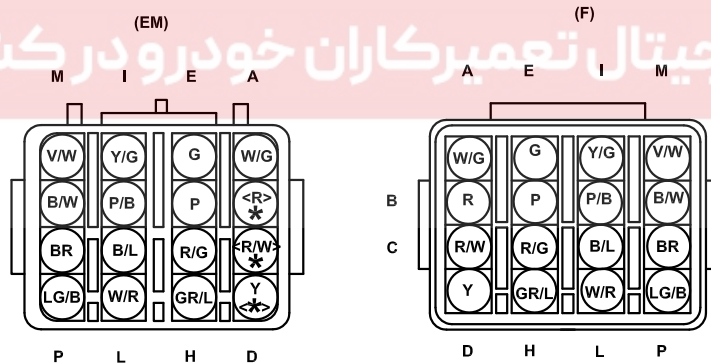
X-08 Middle harness (D) -Instrument harness (I)

() with ESP
\$ with PEPS

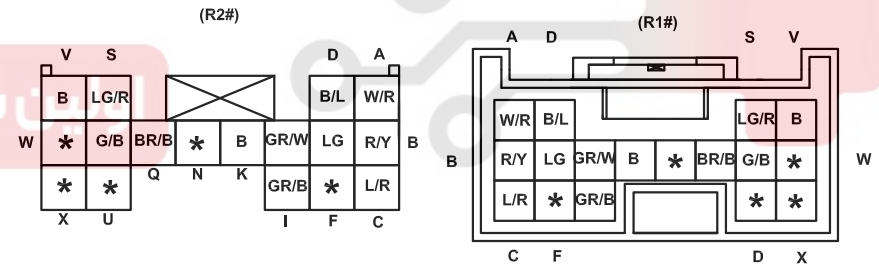


X-07 EM harness (EM) - Front harness (F)

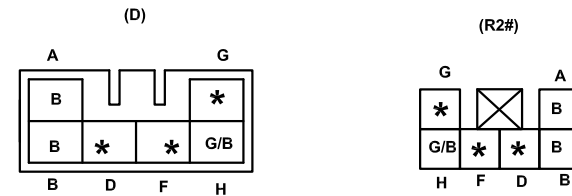
< > with AT



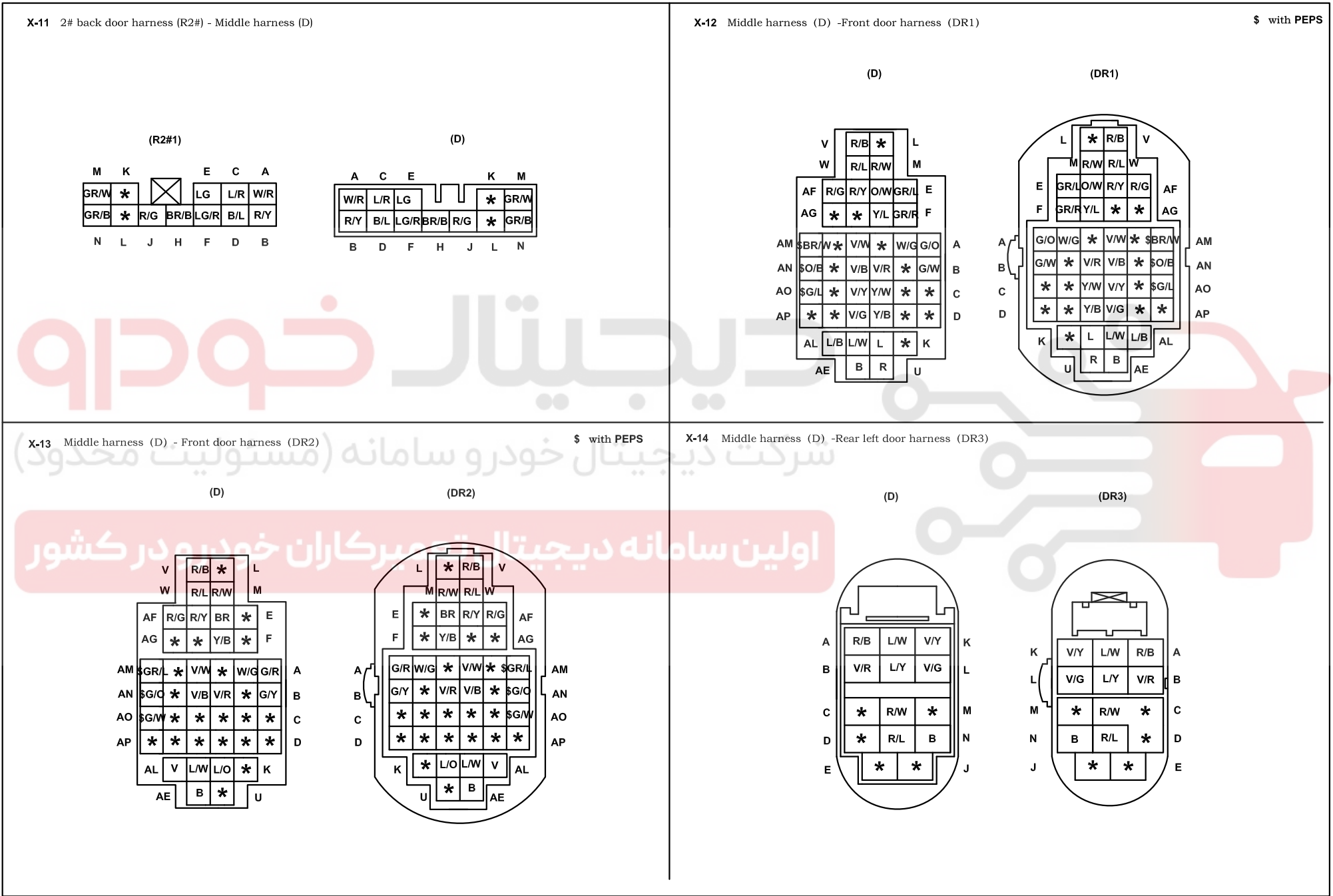
X-09 1# back door harness (R1#) - 2# back door harness (R2#)



X-10 Middle harness (D) - 2# back door harness (R2#)

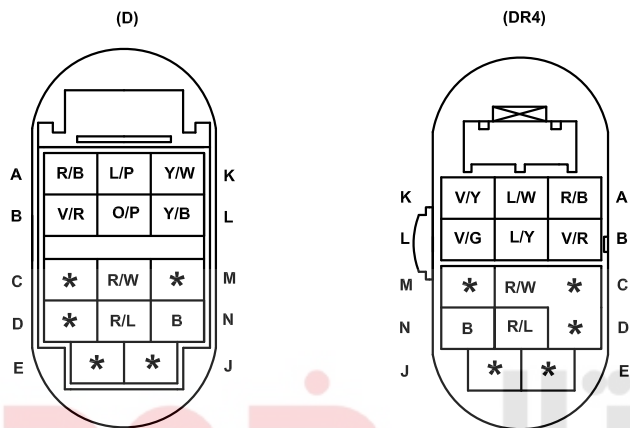


Common connector list

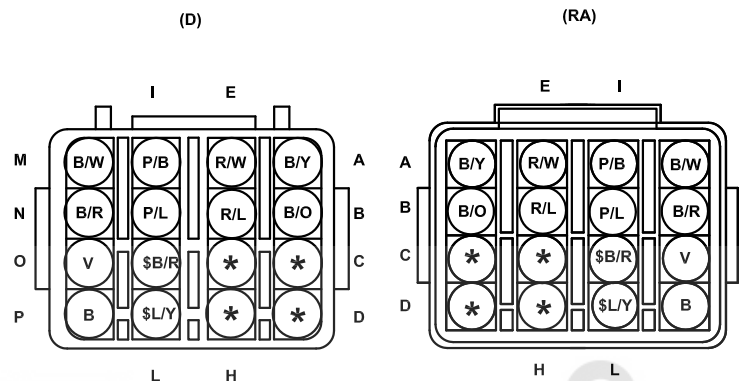


Common connector list

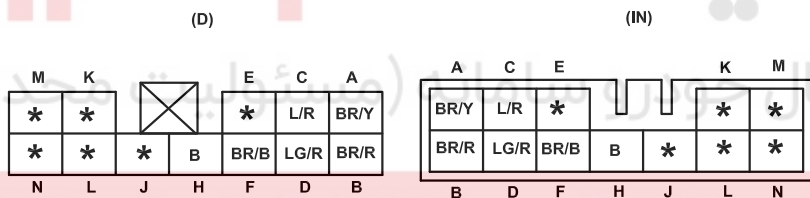
X-15 Middle harness (D) -Rear right door harness (DR4)



X-16 Middle harness (D) - Reversing radar harness (RA)



X-17 Middle harness (D) -Interior harness (IN)



X-19 Middle harness (D) -Instrument harness (I)

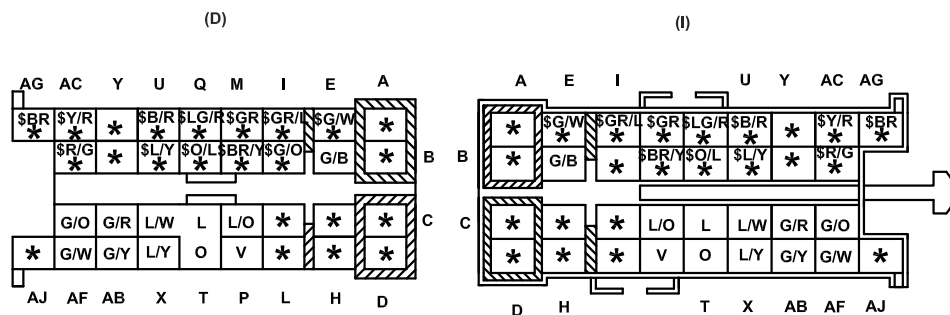


X-20 Middle harness (D) -Instrument harness (I)

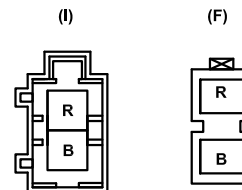


X-21 Middle harness (D) -Instrument harness (I)

\$ with PEPS

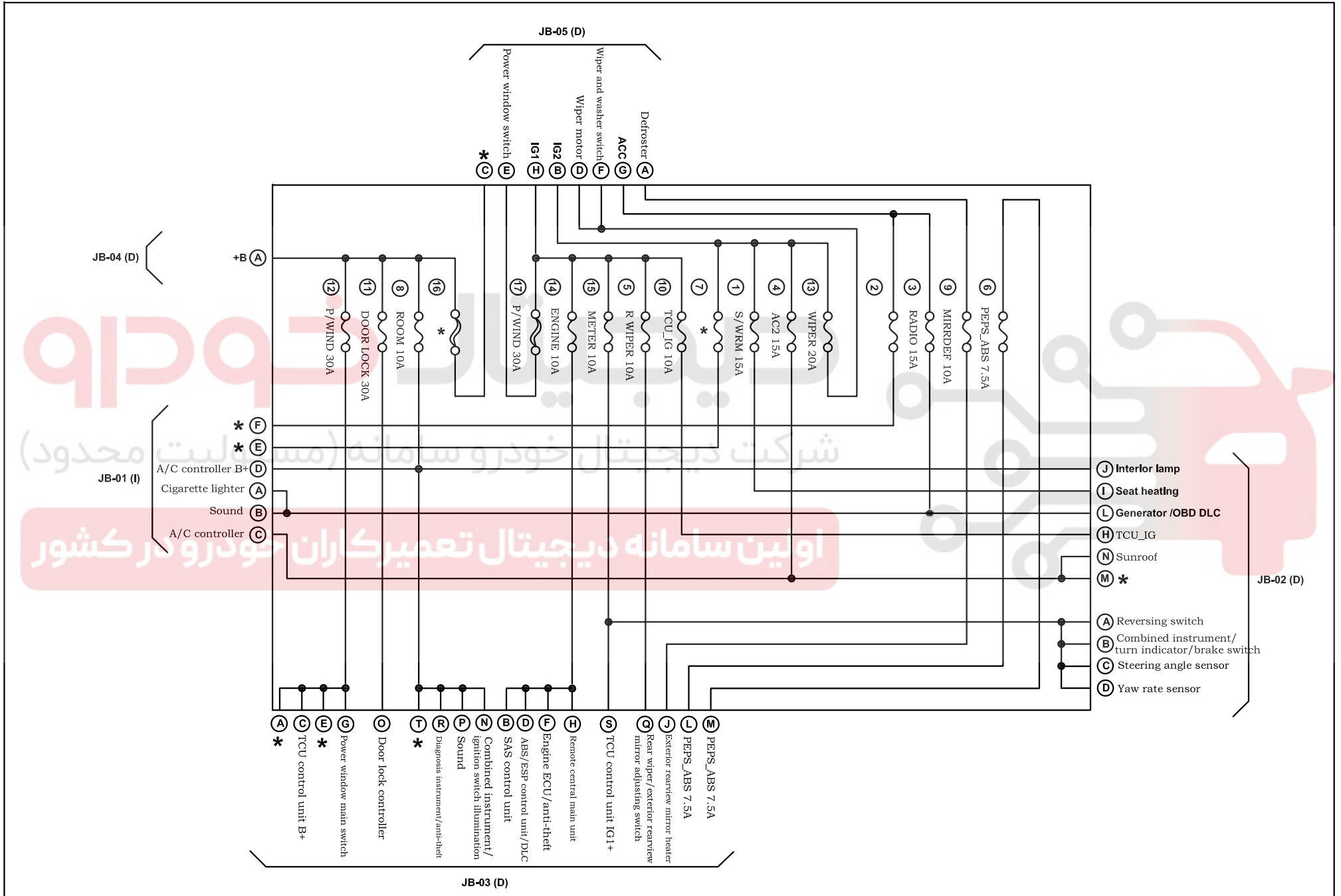


X-22 Instrument harness (I) -Front harness (F)



Junction box wiring diagram

JB



Junction box

