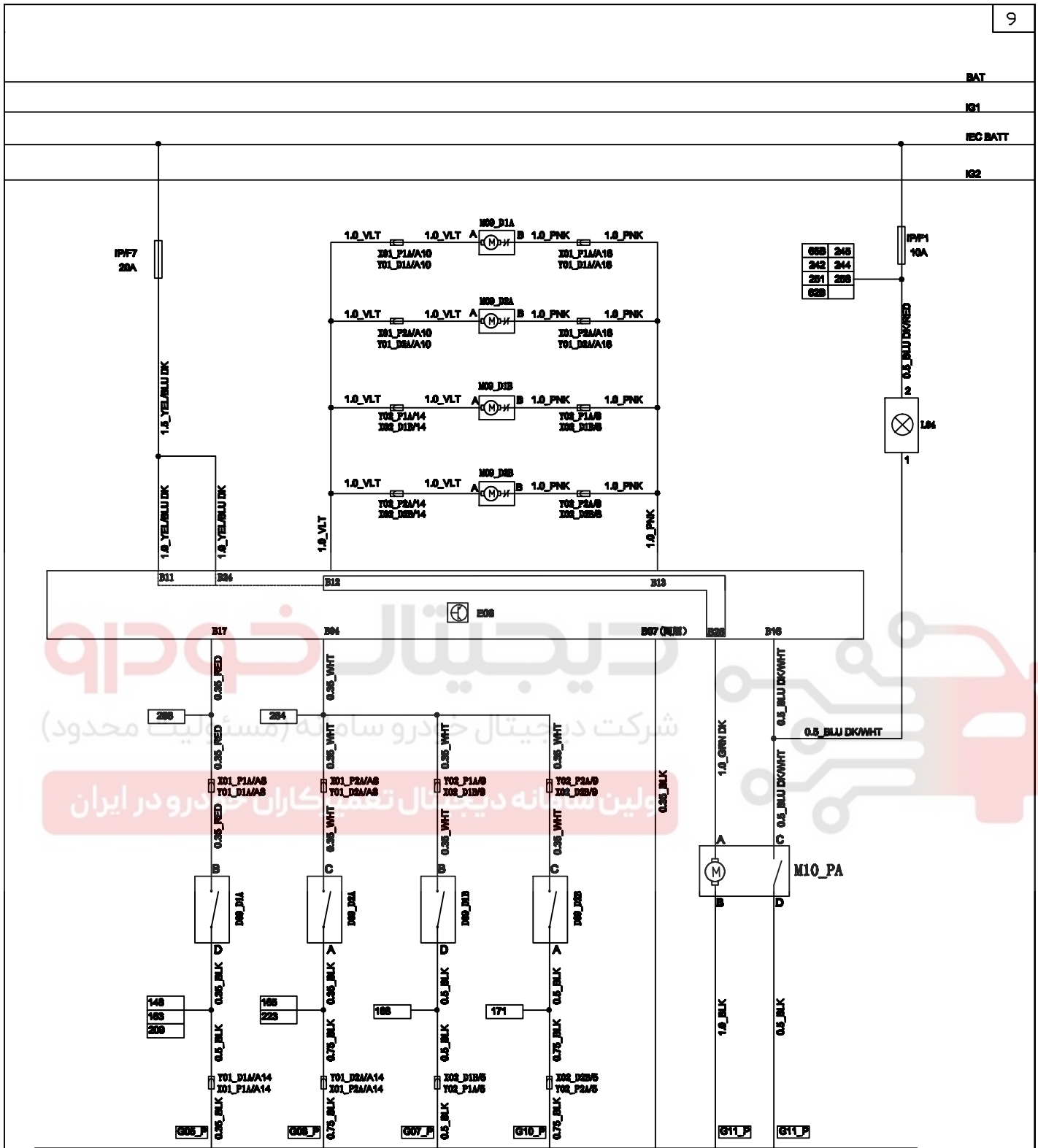


BCM circuit diagram

UH-engine compartment fuse box
 UH(BAT)-connection, engine compartment fuse box connecting to positive pole of battery
 IP-dashboard fuse box
 M03-electric window motor
 E06-BCM body ECU
 E06_PC-body ECU BCM connector 16 holes white
 E06_PA-body ECU BCM connector 18 holes black
 E06_PB-body ECU BCM connector 26 holes white
 M03_D1A-LF electric window connector 2 holes black
 M03_D2A-RF electric window connector 2 holes black
 M03_D1B-LR electric window connector 2 holes black
 M03_D2B-RR electric window connector 2 holes black
 G07-P-BCM ground point

Y01_D1A-LF door wiring harness and ashboard main wiring harness 36 holes white
 Y01_P2A-RF door wiring harness and ashboard main wiring harness 36 holes white
 X01_P1A-dashboard main wiring harness and LF door wiring harness connector 18 holes black
 X01_P2A-dashboard main wiring harness and RF door wiring harness connector 18 holes black
 X02_P1A Y02_D1A-LR door splicing to main wiring harness connector 14 holes white
 X02_P2A Y02_D2A-RR door splicing to main wiring harness connector 14 holes white
 G07_P-ground point below the pillar-B at the left of main wiring harness



129 130 131 132 133 134 135 136 137 138 139 140 141 142 143 144
 Front door central locking switch, door lock motor, warning lamp module circuit diagram

- E06-BCM ECU connector 26 holes white
- IP-dashboard fuse box
- M09_D1A-left front door lock motor
- M09_D2A-right front door lock motor
- M09_D1B-left rear door lock motor
- M09_D2B-right rear door lock motor
- D09_D1A-LF door multifunctional switch connector 4 holes
- D09_D2A-RF door multifunctional switch connector 4 holes
- D09_D1B-LF door multifunctional switch connector 4 holes
- D09_D2B-RF door multifunctional switch connector 4 holes
- L04_PA-luggage lamp connector 2 holes white

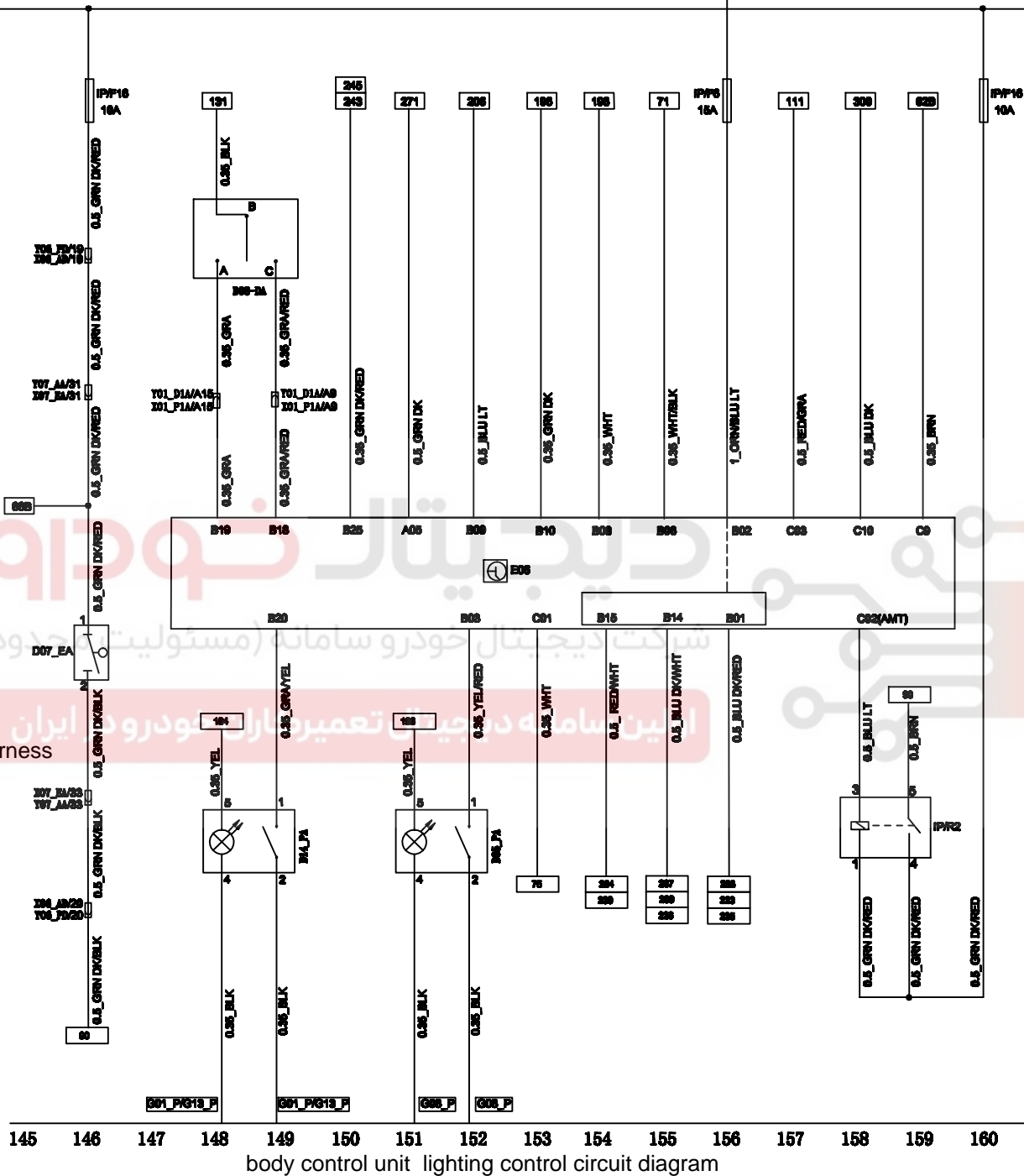
- M10_PA-tailgate lock motor connector 4 holes white
- X01_P1A Y01_D1A-dashboard main wiring harness and LF door wiring harness connector 18 hole black
- X01_P2A Y01_D2A-dashboard main wiring harness and RF door wiring harness connector 18 hole black
- Y02_P1A X02_D1B-LR door splicing to main wiring harness connector 14 holes white
- Y02_P2A X02_D2B-RR door splicing to main wiring harness connector 14 holes white
- G05_P-BCM ground point
- G08_P-ground point 1 below pillar-A at the right of main wiring harness
- G07_P-ground point below left pillar-B
- G10_P-ground point below RR seats
- G11_P-ground point below LR combination lights

BAT

IG1

IEC BATT

IG2



wiring harness

body control unit lighting control circuit diagram

- IP-dashboard fuse box
- E06_PB-body ECU BCM connector 26 holes white
- E06_PC-body ECU BCM connector 16 holes white
- D14_PA-tailgate lock switch
- D05_PA-double-flash switch
- D08_DA-central locking switch
- X01_D1A X01_P1A-dashboard main wiring harness and LF door wiring harness connector 18 holes black

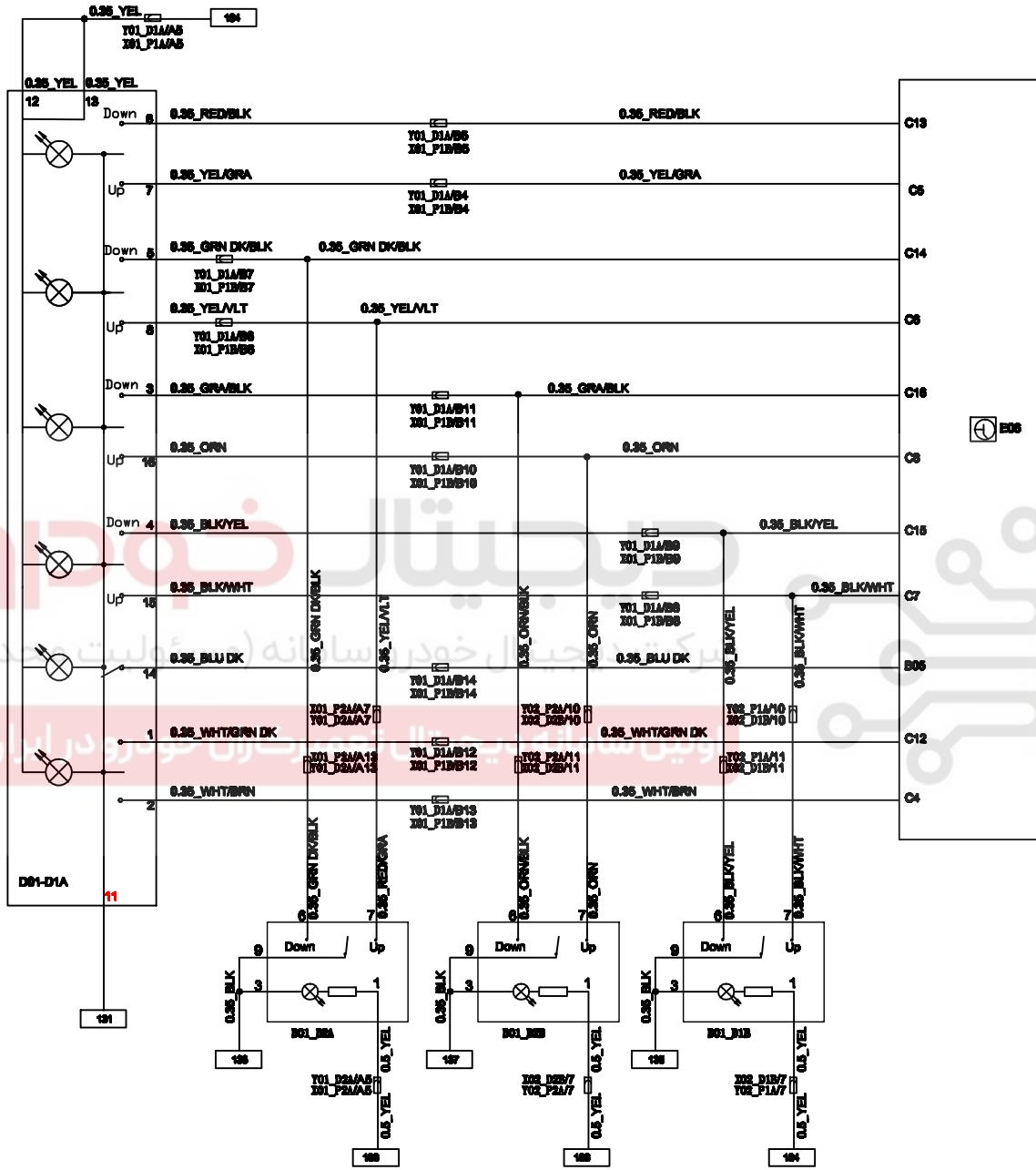
- D07_EA-reversing switch
- X07_EA Y07_AA-engine compartment wiring harness splicing to EFI wiring harness 42 holes
- X06_AD Y06_PD-dashboard wiring harness splicing to engine compartment wiring harness 20 holes blue
- G01_P-ground point on the pillar-A at the left of main wiring harness
- G13_P-ground point on the pillar-A at the left of main wiring harness
- G08_P-ground point on the right pillar-A

BAT

IG1

REC BATT

IG2



161 162 163 164 165 166 167 168 169 170 171 172 173 174 175 176 Power window switch, power window motor circuit diagram

- E06_PC-body ECU BCM connector 16 holes white
- D01_D1B-left rear door power window switch
- D01_D2A-right front door power window switch
- D01_D2B-right rear door power window switch
- D01_D1A-left front door power window switch
- X01_P1A Y01_D1A-dashboard main wiring harness splicing to LF door wiring harness 18 holes black
- X01_P1B Y01_D1A-dashboard main wiring harness splicing to LF door wiring harness 14 holes white
- X01_P2A Y01_D2A-dashboard main wiring harness splicing to RF door wiring harness 18 holes black
- Y02_P1A X02_D1B-LR door wiring harness splicing to main wiring harness 14 holes white
- Y02_P2A X02_D2B-RR door wiring harness splicing to main wiring harness 14 holes white